

data

BOOK FOR FISCAL YEAR 2000

Section Two:
Units of Service by Funding
Source

Table 11. Counts of Day and
Hourly Services Provided for
Each Planning Area

DATA BOOK FOR FISCAL YEAR 2000

Published by

Oklahoma Department of Mental Health and Substance Abuse
Services

Prepared by

Ali Akour, Ph.D.

Data Analyst, Evaluation and Data Analysis Section
Decision Support Services

2002

Terry Cline, Ph.D., Commissioner
Steve Davis, Ph.D., Director of Decision Support Services
Mark Reynolds, Ed. D., Evaluation & Data Analysis Data Projects Manager

Public Domain Notice

The Data Book for Fiscal Year 2000 is in the public domain and may be reproduced or copied without permission from the Oklahoma Department of Mental Health and Substance Abuse Services. However, this publication may not be reproduced or distributed for a fee without the specific, written authorization of Oklahoma Department of Mental Health and Substance Abuse Services. Citation of the source is appreciated.

Electronic Access to Publication

This publication is available on the World Wide Web at:
<http://www.odmhsas.org/specialreports.htm>

How to Contact Us

Oklahoma Department of Mental Health and Substance Abuse Services
Evaluation and Data Analysis Section
P.O. Box 53277
Oklahoma City, OK 73152-3277
(405) 522-3813

Contents

Introduction

Section One: Admitted Clients Served by Funding Source

- Table 1. Counts of Admitted Clients Served for **Statewide Total**
- Table 2. Counts of Admitted Clients Served for each **Agency**
- Table 3. Counts of Admitted Clients Served for each **Agency Type**
- Table 4. Counts of Admitted Clients Served for each **County of Residence**
- Table 5. Counts of Admitted Clients Served for each **Planning Area**
- Table 6. Counts of Admitted Clients Served for **Various Categories**

Section Two: Units of Service by Funding Source

- Table 7. Counts of Day and Hourly Services Provided for **Statewide Total**
- Table 8. Counts of Day and Hourly Services Provided for each **Agency**
- Table 9. Counts of Day and Hourly Services Provided for each **Agency Type**
- Table 10. Counts of Day and Hourly Services Provided for each **County of Residence**
- Table 11. Counts of Day and Hourly Services Provided for each **Planning Area**
- Table 12. Counts of Day and Hourly Services Provided for **Various Categories**

Appendix

Definitions of Terms and Categorization Variables

Descriptions of Sections and Tables

Map of Planning Areas

DATA BOOK FOR FISCAL YEAR 2000

Introduction

Prior to Fiscal Year 1999, any client seen at an Oklahoma Department of Mental Health and Substance Abuse Services (ODMHSAS) contracted facility was reported, regardless of who paid for the service. Starting with Fiscal Year 1999, only clients funded in full or in part by ODMHSAS were reported. Therefore, previous years' reported client counts will be larger than in following years.

During the Fiscal Year 2000, the State of Oklahoma expenditures on community mental health services, inpatient facilities, substance abuse services, domestic violence/sexual assault services, and departmental management amounted to approximately \$159 million dollars. An unduplicated total of approximately 79,700 recipients were served system-wide in FY 2000. The unduplicated total of 79,700 recipients consists of 56,545 recipients that were admitted and served and 19,155 recipients that were contacts. The Data Book report is generated to provide basic information about these recipients and services they received for policy makers, interest groups, and others working to improve the quality of life for those in need.

The Data Book report is produced by the Evaluation and Data Analysis Section of the Decision Support Services Division at the Oklahoma Department of Mental Health and Substance Abuse Services (ODMHSAS). The report summarizes demographic information and services for clients served in agencies operated by or funded through ODMHSAS. To create the Data Book report, data are extracted from the ODMHSAS Integrated Client Information System (ICIS). ICIS contains demographic and service information about service recipients and agencies.

To meet the specific needs of a variety of entities, the Data Book report consists of two separate sections: Admitted Clients Served by Funding Source; Units of Service by Funding Source. The sections are then divided into tables and each table presents a different view of the data. Definitions of terms and a Map of Planning Areas are also provided.

Oklahoma Department of Mental Health and Substance Abuse Services

Counts of Day and Hourly Services Provided by Funding Source for Each Planning Area During FY 2000

PLANNING AREA = CENTRAL

Units of Service by Funding Source

	Number of Clients/Contacts	Units of Service by Funding Source					
		Mental Health	Substance Abuse	Domestic Violence	Residential Care	Medicaid	Other
Admitted Clients							
Day Services							
Crisis Stabilization	152	617	6	0	0	0	14
Detox	93	0	501	0	0	0	8
Housing	420	5,195	5,855	1,813	20,691	0	90
Inpatient Hospitalization	753	8,940	0	0	0	2,203	9,815
Residential Treatment	328	95	10,500	0	0	0	1,861
Total	1,525	14,847	16,862	1,813	20,691	2,203	11,787
Hourly Services							
Assessment	2,829	1,569	2,016	166	0	438	379
Case Management	1,186	1,095	44	390	0	838	703
Counseling	3,235	9,712	36,479	4,278	0	8,584	6,715
Crisis Intervention	599	397	89	173	0	146	109
Other Outpatient	222	1,562	0	0	0	0	6
Physician, Lab and Related Services	1,761	955	0	0	0	408	1,258
Rehabilitation	1,283	10,170	19,596	169	0	32,200	11,546
Total	4,694	25,461	58,223	5,176	0	42,615	20,717
Contacts							
Hourly Services							
Assessment	2,436	199	1,516	72	0	28	61
Case Management	80	0	4	102	0	0	0
Counseling	206	444	14	26	0	1	2
Crisis Intervention	973	1,069	72	309	0	27	53
Other Outpatient	475	4,226	0	0	0	0	0
Physician, Lab and Related Services	2	0	0	0	0	0	0
Rehabilitation	7	0	4	0	0	0	0
Total	3,728	5,940	1,608	509	0	56	117

Oklahoma Department of Mental Health and Substance Abuse Services

Counts of Day and Hourly Services Provided by Funding Source for Each Planning Area During FY 2000

PLANNING AREA = EAST CENTRAL

Units of Service by Funding Source

	Number of Clients/Contacts	Units of Service by Funding Source					
		Mental Health	Substance Abuse	Domestic Violence	Residential Care	Medicaid	Other
Admitted Clients							
Day Services							
Crisis Stabilization	370	954	159	0	0	371	1
Detox	240	0	1,127	0	0	0	0
Housing	1,090	3,588	7,114	12,442	89,232	0	0
Inpatient Hospitalization	363	9,257	0	0	0	321	5,722
Residential Treatment	450	60	10,798	0	0	0	1,303
Total	2,192	13,859	19,198	12,442	89,232	692	7,026
Hourly Services							
Assessment	3,321	1,513	1,488	363	0	1,310	997
Case Management	1,079	749	100	1,580	0	1,100	273
Counseling	3,139	3,964	24,741	6,201	0	19,878	4,522
Crisis Intervention	1,098	553	167	393	0	395	388
Other Outpatient	5	1	0	14	0	0	8
Physician, Lab and Related Services	1,937	1,188	3	0	0	2,186	1,222
Rehabilitation	2,045	31,991	1,488	7,561	0	104,439	12,967
Total	4,946	39,959	27,987	16,112	0	129,308	20,378
Contacts							
Hourly Services							
Assessment	1,800	608	1,132	6	0	77	285
Case Management	41	3	4	13	0	0	2
Counseling	85	113	71	12	0	6	6
Crisis Intervention	1,551	762	35	634	0	102	383
Other Outpatient	3	12	0	0	0	0	0
Physician, Lab and Related Services	2	0	0	0	0	0	1
Rehabilitation	35	1	44	0	0	0	12
Total	3,355	1,499	1,287	664	0	185	689

Oklahoma Department of Mental Health and Substance Abuse Services

Counts of Day and Hourly Services Provided by Funding Source for Each Planning Area During FY 2000

PLANNING AREA = NORTHEAST

	Number of Clients/Contacts	Units of Service by Funding Source					
		Mental Health	Substance Abuse	Domestic Violence	Residential Care	Medicaid	Other
Admitted Clients							
Day Services							
Crisis Stabilization	543	2,117	11	0	0	376	4
Detox	382	0	1,578	0	0	0	3
Housing	1,051	2,277	5,722	10,185	98,251	0	0
Inpatient Hospitalization	625	11,334	0	0	0	912	7,820
Residential Treatment	449	707	11,116	0	0	1	999
Total	2,577	16,435	18,427	10,185	98,251	1,289	8,825
Hourly Services							
Assessment	3,979	1,566	1,353	1,076	0	983	319
Case Management	1,388	1,034	326	4,341	0	389	80
Counseling	4,079	6,398	23,832	9,622	0	10,414	2,195
Crisis Intervention	1,483	1,293	182	743	0	329	53
Other Outpatient	70	503	0	8	0	43	0
Physician, Lab and Related Services	1,358	719	0	0	0	574	17
Rehabilitation	1,944	77,714	2,275	3,056	0	195,834	113
Vocational	24	239	0	0	0	317	0
Total	6,218	89,467	27,967	18,847	0	208,884	2,778
Contacts							
Hourly Services							
Assessment	649	97	525	109	0	2	13
Case Management	435	0	288	357	0	0	1
Counseling	176	37	141	68	0	15	0
Crisis Intervention	1,264	464	127	1,455	0	30	128
Other Outpatient	189	724	0	0	0	0	0
Rehabilitation	10	0	19	0	0	0	1
Total	2,492	1,322	1,100	1,988	0	47	143

Oklahoma Department of Mental Health and Substance Abuse Services

Counts of Day and Hourly Services Provided by Funding Source for Each Planning Area During FY 2000

PLANNING AREA = NORTHWEST

Units of Service by Funding Source

	Number of Clients/Contacts	Units of Service by Funding Source					
		Mental Health	Substance Abuse	Domestic Violence	Residential Care	Medicaid	Other
Admitted Clients							
Day Services							
Crisis Stabilization	80	404	6	0	0	3	1
Detox	144	0	593	0	0	0	32
Housing	258	335	1,546	4,552	1,714	0	0
Inpatient Hospitalization	376	5,628	0	0	0	624	1,905
Residential Treatment	247	2,017	4,815	0	0	1	4,759
Total	900	8,384	6,960	4,552	1,714	628	6,696
Hourly Services							
Assessment	1,920	1,320	301	206	0	257	927
Case Management	588	245	10	1,903	0	259	369
Counseling	2,225	5,152	7,133	5,602	0	1,559	3,203
Crisis Intervention	561	143	41	114	0	64	322
Other Outpatient	6	23	0	9	0	0	0
Physician, Lab and Related Services	1,150	471	0	0	0	173	660
Rehabilitation	403	8,275	15	608	0	21,651	16,273
Total	2,995	15,630	7,500	8,442	0	23,962	21,754
Contacts							
Hourly Services							
Assessment	309	185	1,335	1	0	32	2
Case Management	77	0	10	137	0	0	0
Counseling	127	39	277	0	0	7	0
Crisis Intervention	224	88	120	76	0	4	4
Other Outpatient	4	11	0	0	0	0	0
Total	681	323	1,742	214	0	42	6

Oklahoma Department of Mental Health and Substance Abuse Services

Counts of Day and Hourly Services Provided by Funding Source for Each Planning Area During FY 2000

PLANNING AREA = OKLAHOMA CITY METRO

Units of Service by Funding Source

	Number of Clients/Contacts	Units of Service by Funding Source					
		Mental Health	Substance Abuse	Domestic Violence	Residential Care	Medicaid	Other
Admitted Clients							
Day Services							
Crisis Stabilization	1,792	10,263	3	0	0	61	115
Detox	687	0	3,731	0	0	0	5
Housing	1,060	36,720	8,887	10,609	30,135	0	0
Inpatient Hospitalization	1,000	24,096	0	0	0	1,852	16,048
Residential Treatment	680	208	26,630	0	0	0	1,961
Total	4,269	71,287	39,250	10,609	30,135	1,913	18,129
Hourly Services							
Assessment	6,175	3,965	4,186	791	0	1,921	95
Case Management	3,050	7,871	331	1,266	0	3,498	87
Counseling	5,332	12,027	49,143	7,566	0	21,913	738
Crisis Intervention	1,122	513	191	338	0	73	41
Other Day Services	1	0	125	0	0	0	0
Other Outpatient	118	503	0	0	0	54	2
Physician, Lab and Related Services	2,683	2,115	0	0	0	609	91
Rehabilitation	2,349	77,679	627	1,551	0	103,888	1,002
Vocational	79	2,138	0	0	0	2	25
Total	9,442	106,810	54,604	11,512	0	131,957	2,081
Contacts							
Hourly Services							
Assessment	1,355	881	1,033	26	0	146	8
Case Management	401	16	28	124	0	1	0
Counseling	515	1,551	104	2	0	6	0
Crisis Intervention	3,000	3,387	278	727	0	15	132
Other Outpatient	160	1,147	0	0	0	0	0
Physician, Lab and Related Services	10	4	0	0	0	3	0
Rehabilitation	5	4	4	0	0	1	0
Total	4,991	6,989	1,446	879	0	170	140

Oklahoma Department of Mental Health and Substance Abuse Services

Counts of Day and Hourly Services Provided by Funding Source for Each Planning Area During FY 2000

PLANNING AREA = SOUTHEAST

	Number of Clients/Contacts	Units of Service by Funding Source					Medicaid	Other
		Mental Health	Substance Abuse	Domestic Violence	Residential Care			
Admitted Clients								
Day Services								
Crisis Stabilization	42	127	4	0	0	27	1	
Detox	308	0	869	0	0	0	5	
Housing	868	750	5,041	12,414	17,987	0	0	
Inpatient Hospitalization	1,311	16,626	0	0	0	659	8,865	
Residential Treatment	536	215	14,782	0	0	0	906	
Total	2,758	17,718	20,696	12,414	17,987	686	9,777	
Hourly Services								
Assessment	5,741	1,689	2,691	1,783	0	1,726	1,331	
Case Management	2,135	837	518	1,561	0	1,384	774	
Counseling	6,115	12,115	42,596	12,747	0	12,171	10,322	
Crisis Intervention	1,285	650	307	500	0	170	14	
Other Day Services	8	0	78	0	0	0	0	
Other Outpatient	14	20	0	8	0	0	2	
Physician, Lab and Related Services	2,733	2,191	0	0	0	1,824	2,346	
Rehabilitation	2,747	40,174	13,758	3,757	0	122,085	16,657	
Total	8,430	57,676	59,948	20,356	0	139,359	31,446	
Contacts								
Hourly Services								
Assessment	1,305	227	1,061	83	0	7	3	
Case Management	405	1	206	73	0	0	0	
Counseling	1,503	290	1,121	82	0	22	0	
Crisis Intervention	993	253	507	297	0	5	5	
Other Outpatient	2	8	0	0	0	0	0	
Physician, Lab and Related Services	2	0	0	0	0	1	0	
Rehabilitation	116	18	79	2	0	9	0	
Total	2,960	796	2,975	536	0	43	8	

Oklahoma Department of Mental Health and Substance Abuse Services

Counts of Day and Hourly Services Provided by Funding Source for Each Planning Area During FY 2000

PLANNING AREA = SOUTHWEST

Units of Service by Funding Source

	Number of Clients/Contacts	Units of Service by Funding Source					Other
		Mental Health	Substance Abuse	Domestic Violence	Residential Care	Medicaid	
Admitted Clients							
Day Services							
Crisis Stabilization	520	1,422	14	0	0	396	54
Detox	276	0	836	0	0	0	20
Housing	878	8,725	7,937	9,010	20,340	0	0
Inpatient Hospitalization	612	8,324	0	0	0	787	4,196
Residential Treatment	584	487	18,327	0	0	0	777
Total	2,461	18,958	27,115	9,010	20,340	1,183	5,047
Hourly Services							
Assessment	4,360	989	888	910	0	837	2,215
Case Management	1,396	666	6	2,297	0	751	2,707
Counseling	3,735	8,597	15,636	6,195	0	6,270	20,904
Crisis Intervention	1,054	621	31	576	0	13	7
Other Day Services	1	0	25	0	0	0	0
Other Outpatient	11	17	0	7	0	10	0
Physician, Lab and Related Services	1,304	500	0	0	0	442	844
Rehabilitation	1,395	22,972	217	4,178	0	37,395	23,537
Vocational	71	1,733	0	0	0	0	0
Total	5,686	36,095	16,804	14,163	0	45,718	50,215
Contacts							
Hourly Services							
Assessment	342	73	340	16	0	6	0
Case Management	28	0	2	47	0	0	0
Counseling	38	163	2	10	0	0	0
Crisis Intervention	820	164	20	398	0	3	2
Rehabilitation	12	0	1	6	0	0	0
Total	1,176	401	364	477	0	9	2

Oklahoma Department of Mental Health and Substance Abuse Services

Counts of Day and Hourly Services Provided by Funding Source for Each Planning Area During FY 2000

PLANNING AREA = TULSA METRO

Units of Service by Funding Source

	Number of Clients/Contacts	Units of Service by Funding Source					
		Mental Health	Substance Abuse	Domestic Violence	Residential Care	Medicaid	Other
Admitted Clients							
Day Services							
Crisis Stabilization	1,042	1,745	1,970	0	0	292	0
Detox	932	0	5,045	0	0	0	2
Housing	1,075	17,018	13,144	13,566	13,341	31	0
Inpatient Hospitalization	601	16,087	0	0	0	497	7,410
Residential Treatment	515	18	15,208	0	0	0	133
Total	3,124	34,868	35,367	13,566	13,341	820	7,545
Hourly Services							
Assessment	4,809	3,320	4,312	902	0	195	453
Case Management	2,182	7,032	1,751	722	0	3,165	4
Counseling	4,485	7,346	50,220	8,299	0	2,092	3,534
Crisis Intervention	2,477	2,713	1,345	606	0	379	16
Other Day Services	38	0	16,733	0	0	0	0
Other Outpatient	33	238	0	0	0	18	0
Physician, Lab and Related Services	2,695	3,407	175	0	0	187	10
Rehabilitation	1,664	51,145	917	414	0	19,915	16
Vocational	3	6	0	0	0	0	0
Total	7,411	75,206	75,453	10,944	0	25,951	4,032
Contacts							
Hourly Services							
Assessment	913	147	882	36	0	330	117
Case Management	10	0	9	6	0	0	0
Counseling	34	1	30	16	0	0	5
Crisis Intervention	2,257	23	34	5,180	0	4	17
Total	3,184	171	954	5,238	0	334	139

Oklahoma Department of Mental Health and Substance Abuse Services

Counts of Day and Hourly Services Provided by Funding Source for Each Planning Area During FY 2000

PLANNING AREA = UNKNOWN/OUT OF STATE

Units of Service by Funding Source

	Number of Clients/Contacts	Units of Service by Funding Source					
		Mental Health	Substance Abuse	Domestic Violence	Residential Care	Medicaid	Other
Admitted Clients							
Day Services							
Crisis Stabilization	61	244	0	0	0	4	1
Detox	24	0	56	0	0	0	2
Housing	300	1,292	761	3,909	877	0	0
Inpatient Hospitalization	111	1,248	0	0	0	37	1,047
Residential Treatment	34	0	1,121	0	0	0	27
Total	496	2,784	1,938	3,909	877	41	1,077
Hourly Services							
Assessment	280	29	42	259	0	16	51
Case Management	172	10	5	584	0	1	3
Counseling	267	28	483	1,303	0	166	149
Crisis Intervention	152	59	2	152	0	4	13
Physician, Lab and Related Services	51	35	1	0	0	63	32
Rehabilitation	187	61	5	927	0	825	105
Vocational	1	7	0	0	0	0	0
Total	468	228	537	3,225	0	1,075	351
Contacts							
Hourly Services							
Assessment	294	98	132	277	0	145	9
Case Management	137	52	15	32	0	176	0
Counseling	275	2,058	76	4	0	2,234	4
Crisis Intervention	242	2,797	2,941	4,870	0	22	41
Other Outpatient	170	12,175	14,773	34,650	0	15	1
Physician, Lab and Related Services	175	68	0	0	0	86	3
Prevention, Early Intervention, Outreach	112	11,747	8,012	434	0	2,663	8
Rehabilitation	117	2,362	2	0	0	7,001	0
Vocational	4	35	0	0	0	0	0
Total	922	31,390	25,951	40,267	0	12,342	65

Definitions of Terms and Categorization Variables

The following are definitions of terms and categorization variables used in this Data Book report.

Admitted Clients Served

Admitted Clients Served had an admission transaction in the ICIS before or during the report year and had received a service during the year. For this section, they are counted only once in the total for each level of aggregation. This is called an unduplicated count.

Age

Client age is computed using the client's age at the middle of the fiscal year.

Contacts

Individuals are counted as contacts when they call or visit an agency, but are not admitted.

Funding Source

Funding Source helps identify the payment source of services. Frequently, clients receive services under multiple funding sources. The funding source categories for this report were Mental Health, Substance Abuse, Domestic Violence, Residential Care, Medicaid, and Other.

ICIS

The Oklahoma Department of Mental Health and Substance Abuse Services maintains an agency-wide database, the Integrated Client Information System (ICIS), to which all Department-funded services and transactions are reported. The ICIS contains demographic and service information about clients and agencies.

List of Agencies by Type

The following is a list of agencies by type that provided data during the Fiscal Year 2000:

AGENCY TYPE**AGENCY NAME**

Community Mental Health

ASSOCIATED CENTERS FOR THERAPY, INC.
BILL WILLIS MENTAL HEALTH
CARL ALBERT CMHC
CENTRAL OKLAHOMA CMHC
CHISHOLM TRAIL COUNSELING SERVICES
COMMUNITY COUNSELING CENTER
CREEKS MENTAL HEALTH SERVICES
EDWIN FAIR CMHC
GRAND LAKE M.H.C.
GREEN COUNTRY BEHAVIORAL HEALTH SERVICES
HOPE COMMUNITY SERVICES, INC.
JIM TALIAFERRO CMHC
MENTAL HEALTH SERVICES OF SOUTHERN OKLAHOMA
NORTH CARE CENTER
OK COUNTY CRISIS INTERVENTION CENTER
PARKSIDE, INC.
RED ROCK BEHAVIORAL HEALTH SERVICES
RED ROCK WEST
WESTERN STATE PSYCHIATRIC CENTER
WHEATLAND MENTAL HEALTH CENTER, INC.

Domestic Violence and Sexual Assault

ACMI HOUSE INC
ACTION ASSOCIATES, INC.
CALL RAPE INC.
COMMUNITY CRISIS CENTER, INC.
CRISIS CONTROL CENTER
D.V. PROG. OF N. CENTRAL OK.
DOMESTIC VIOLENCE INTERVENTION SERVICES
FAMILY CRISIS & COUNSELING CENTER
FAMILY CRISIS CENTER, INC.
FAMILY RESOURCE CENTER
FAMILY SHELTER
HELP-IN-CRISIS, INC.
N.W. DOMESTIC CRISIS SERVICES
NEW DIRECTIONS, INC.
OKLMULGEE COUNTY FAMILY RESOURCE CENTER INC.
PROJECT SAFE, INC.
ROGERS CO COMMUNITY SERVICES
S.O.S. FOR FAMILIES
STEPHENS COUNTY VOLUNTEERS FOR CRISIS INTERVENTION
STILLWATER DOMESTIC VIOLENCE SERVICE INC.
TULSA SEXUAL ASSAULT NURSE EXAMINERS PROGRAM
WOMEN IN SAFE HOMES, INC.
WOMEN'S CRISIS SERVICES

AGENCY TYPE**AGENCY NAME**

Hospitals

WOMEN'S SERVICE & FAMILY RESOURCE CENTER
WOMENS RESOURCE CENTER
YWCA CRISIS CENTER
YWCA OF OKC CRISIS SERVICES

Other Agencies

EASTERN STATE HOSPITAL
GRIFFIN MEMORIAL HOSPITAL
OKLAHOMA YOUTH CENTER

CENTER FOR CHILDREN & FAMILIES
CHRYSALIS CLUB
CROSSROADS INCORPORATED
DIVORCE VISITATION ARBITRATION
GREAT PLAINS IMPROVEMENT FND.
PROJECT HEARTLAND
SAFE HAVEN
TRANSITION HOUSE INC.
TULSA METROPOLITAN MINISTRY

Residential Care

ADA RESIDENTIAL CARE
BOLEY RESIDENTIAL CARE HOME
BOLEY RESIDENTIAL CARE HOME II
CLETA'S COTTAGE
COPP'S RESIDENTIAL CARE, INC.
COUNTRY LANE RESID. CARE HOME
DON MENTZER FACILITY
DOW RESIDENTIAL CARE HOME
DUNCAN COMMUNITY RESIDENCE INC
DYCO PROPERTIES, INC.
EDNA LEE'S RESIDENTIAL CARE
EL RENO RESIDENTIAL CARE
ELM TREE HOUSE
FAIR OAKS
GREEN ACRES
HAV-TAPINC DBA, THE HARBOR
HIGH CEDAR RESIDENTIAL CARE
LAKE FRANCIS RETIREMENT CENTER
LARI'S RES CARE
MILLER COZY HOME, INC.
NORTH FORK RESIDENTIAL CARE
ORCHARD GROVE
PADEN RESIDENTIAL CARE
PRAGUE ASSISTED LIVING CENTER
RAMBLING ROSE RESIDENTIAL CARE
SANTE FE RESIDENTIAL CARE

AGENCY TYPE**AGENCY NAME**

Substance Abuse

SHERRYS OLD FASHIONED R & B
SOUTHWEST RETIREMENT HOME, INC
SUGAR MOUNTAIN RETREAT
SUNNY ACRES BOARDING MANOR, INC.
SUNNY ACRES RESIDENTIAL CARE

A BETTER CHANCE
ADA AREA CHEMICAL DEPENDENCY CENTER, INC.
ALPHA II, INC.
BILL JOHNSON C.C.
BRIDGEWAY
CAA TURNING POINT
CARE FOR CHANGE, INC.
CBTI-CREEK COUNTY
CITIZEN POTOWATIOMI NATION
COMMUNITY ALCOHOLISM SERVICES
DRUG RECOVERY, INC.
EAGLE RIDGE INSTITUTE
EDMOND FAMILY SERVICES, INC.
GATEWAY TO PREVENTION/RECOVERY
HOMINY HEALTH SRVCS CENTER INC.
HOUSE OF HOPE, INC.
INDIAN HEALTH CARE RESOURCE CENTER
KIAMICHI COUNCIL ON ALCOHOLISM
LASTSTOP
LEFLORE COUNTY YOUTH & FAMILY SERVICES, INC.
LIFE IMPROVEMENT CENTER
LOGAN COUNTY YOUTH AND FAMILY SERVICES INC.
METRO TULSA SUBSTANCE ABUSE SERVICES
MONARCH, INC.
MOORE ALCOHOL AND DRUG CENTER
MUSKOGEE CO COUNCIL YTH SV
MUSKOGEE INTERVENTION PROGRAM
N.E. OK COUNCIL ON ALCOHOLISM
NAIC CENTER OF OKLAHOMA ALCOHOL & DRUG SERVICES, INC.
NATIVE AMERICAN CENTER OF RECOVERY
NEW HOPE OF MANGUM
NORMAN ALCOHOL AND DRUG TREATMENT CENTER
NW SUBSTANCE TREATMENT CENTER
OKLA NATIVE AMERICAN BEHAVIORAL HEALTH CIRCLE
OPPORTUNITIES, INC.
PAYNE CO COUNSELING SERVICES, INC.
ROADBACK, INC.
ROGERS COUNTY DRUG ABUSE PROGRAM, INC.
S.W. YOUTH & FAMILY SERVICES
SECOND CHANCE CDU
SOAARR, INC.

AGENCY TYPE

AGENCY NAME

STARTING POINT II, INC.
STREET SCHOOL, INC.
THE NEXT STEP NETWORK, INC.
THE OAKS BEHAVIORAL HEALTH CENTER
THE REFERRAL CENTER
TOTAL LIFE COUNSELING
TRI-CITY SUBSTANCE ABUSE CENTER
TRI-CITY YOUTH & FAMILY CENTER
TURNING POINT
TWELVE & TWELVE, INC.
VINITA ALCOHOL AND DRUG TREATMENT CENTER

ODMHSAS

Refers to the Oklahoma Department of Mental Health and Substance Abuse Services.

Other Indicators

There are several groups of clients that are of special interest because they have special treatment needs, state or federal requirements regarding their placement or the services they receive, or because they are part of a priority population. The definitions of these groups and criteria for their selection are provided below:

- **Custody of DHS**

The client, 18 years of age or younger, is in the custody of the Department of Human Services.

- **Custody of DOC**

The client is in the custody of the Department of Corrections. Clients under house arrest, electronic monitoring, or in prison are all considered to be in the custody of DOC. Clients on probation or parole are not.

- **Custody of OJA**

The client, 18 years of age or younger, is in the custody of the Office of Juvenile Affairs.

- **Deaf and Hearing Impaired**

Clients who are deaf, hard of hearing, or indicated the need for an interpreter for the deaf were grouped to form the Deaf and Hearing Impaired category.

- **Homeless**

A homeless person under ICIS criteria is a person who: (a) lacks a fixed, regular and adequate night time residence AND (b) has a primary night time residence that is a supervised publicly or privately operated shelter designed to provide temporary living accommodations including welfare hotels, congregate shelters, halfway houses, and transitional housing for the mentally ill; or an institution that provides a temporary residence for individuals intended to be institutionalized; or a public or private place not designed for, or ordinarily used as, a regular sleeping accommodation for human beings, not limited to people living on the streets. Individuals are considered homeless if they have lost their permanent residence, and are temporarily living in a shelter to avoid being on the street. Prisoners being released or in the custody of a correctional facility are not considered homeless at the time of admission for treatment. The definition also excludes persons in a hospital, residential care facility, commercial hotel/motel, supervised apartment, or living with parent/other relative (even if only temporarily). The definition does include domestic violence and sexual assault shelters, as the persons have fled a residence that is not adequate (i.e., not safe).

- **Legal Status**

Legal Status has three categories; Voluntary, Civil Involuntary, and Criminal Involuntary. The categories of legal status (with ICIS codes) are as follows:

Voluntary. These clients enter treatment voluntarily and are coded Voluntary Admission (01), Court Voluntary (02), Informal Admission (16), or Other (18).

Civil Involuntary. These clients are required by the court system to receive services, even though they may be reluctant. They are coded Court Commitment (03), Order of Detention (06), Juvenile Court Order (07), Transfer – Other Legal Entity (08), Court Ordered Juveniles in Need of Treatment, DHS given custody (10), Court Ordered Juveniles in Need of Treatment Parental Custody Retained (11), Emergency Detention (12), Continued Court Detention (13), 28-Day Court Commitment (14), or Protective Custody (17).

Criminal Involuntary. These clients are required to receive services because they have been accused of or have committed a crime. Codes include the following; Incompetent to Stand Trial (04), Not Guilty by Reason of Insanity (05), Court Order for Observation and Evaluation (09), Court Referred DUI Clients (15), Criminal Hold (20), or Court Commit with Hold (21).

- **Adults with Serious Mental Illness (SMI)**

SMI denotes clients who have been identified **at any time** as having a serious mental illness using the formal ODMHSAS definition. According to this definition, an Adult with a Serious Mental Illness must be an individual 18 years of age or older.

- **Children with a Serious Emotional Disturbance (SED)**

SED refers to children who meet departmental criteria for having a Serious Emotional Disturbance.

- **Any Alcohol/Drug Problem**

A substance abuse client is one who has one or more DSM-IV Axis I primary, secondary or tertiary diagnoses from categories 1.a. or 1.b. (in the Dual Diagnosis definition below) or one or more ICIS Substance Abuse Related Problems (710-731, 741-743). Clients identified only as co-dependents are not identified as substance abusers.

- **Dual Diagnosis Client**

A dual diagnosis client is one who meets the criteria for having a substance abuse diagnosis from categories 1.a. or 1.b. below and meets the criteria for a mental illness based on one or more DSM-IV Axis II primary, secondary, or tertiary diagnoses from categories 2.a. through 2.e. below.

- 1.a. Psychoactive Substance Induced Organic Disorders: 291.0-291.8, 292.0-292.83, 292.89-282.99
- b. Psychoactive Substance Use Disorders: 303.0-305.99.
- 2.a. Schizophrenia: 295.10, 295.20, 295.30, 295.40, 295.60, 295.70, 295.90
- b. Delusional (Paranoid) Disorder: 297.1
- c. Other Psychotic Disorders: 295.40, 295.70, 297.3, 298.8, 298.9, 297.1, 297.3
- d. Mood Disorders: 296.20-296.7
- e. Borderline Personality Disorder: 301.83

- **Indigent**

A person whose applicable income falls at or below 200% of the Federal Poverty Level is considered indigent. To determine whether the client was indigent, the household gross annual income must have been reported. The ODMHSAS eligibility criteria for indigence are based on the weighted average poverty

thresholds provided annually by the U. S. Department of Commerce. The following table presents the threshold levels for FY00.

**Oklahoma Department of Mental Health and Substance Abuse Services
Eligibility Criteria
Indigence Threshold
(200% of Federal Poverty Guideline)**

Number of Persons in Household	Household Gross Annual Income *
1	\$16,480
2	\$22,120
3	\$27,760
4	\$33,400
5	\$39,040
6	\$44,680
7	\$50,320
8	\$55,960
9 or more	Add \$ 5,640 to \$55,960 for each additional person

Presenting Problem/Diagnosis

Categories for this variable are based on the DSM-IV primary diagnosis or primary presenting problem. If the admitting agency has clinicians qualified to make a diagnosis, the diagnosis is used, otherwise, a presenting problem is used to define a client's category.

Categories	Codes
Developmental Disorders	
DSM-IV Codes:	302.5-302.69, 302.85, 307-307.39, 307.5-307.99, 309.21, 312-312.29, 312.9-313.21, 313.81-313.89, 314-314.99, 315-319.99, 299-299.99
Presenting Problems:	210, 240
Non Alcohol/Drug Related Organic	
DSM-IV Codes:	290-290.99, 293-293.83, 294-294.80, 310-310.10
Alcohol Abuse	
DSM-IV Codes:	291-291.99, 293.9, 303-303.99, 305-305.02
Presenting Problems:	741, 710, 711
Other Substance Abuse	
DSM-IV Codes:	305.1-305.99, 292-292.99, 304-304.99
Presenting Problems:	742, 743, 744, 720-731
Schizophrenia	
DSM-IV Codes:	295 (excluding 295.4, 295.7)
Other Psychotic	
DSM-IV Codes:	297-298.9, 295.40, 294.9, 295.70
Presenting Problems:	510-530, 650
Mood Disorders	
DSM-IV Codes:	296-296.99 301.13, 300.4-300.49, 293.89, 311-311.99
Presenting Problems:	500-503

Categories	Codes
Other Non-Psychotic	
DSM-IV Codes:	300-300.39, 300.6-300.99, 302-302.49, 302.7-302.84, 302.89-302.99, 307-4-307.49, 307.8, 312.8, 308.3-309.19, 309.23-309.99, 312.3, 316-316.99, 780.50
Personality Disorders	
DSM-IV Codes:	301-301.9
Social Conditions	
DSM-IV Codes:	V40.00-V40.60, V61-V71.02, 955.5-995.81
Presenting Problems:	740, 450, 620-632, 311-420
Deferred/No Diagnosis	
DSM-IV Codes:	799.9-799.90, V71.09
Presenting Problems:	110, 130

Race

Clients who selected more than one category from the choices below, indicating their race, are grouped in the Two or More Races category. The Unknown category was utilized to group Clients who made no selection from the choices below indicating their race.

The following groupings are used for reporting race:

- White
- Black
- Native American
- Hispanic
- Asian
- Two or More Races
- Unknown

Units of Service: Day and Hourly

The time provider agency staff spend delivering services to or for service recipients is reported in days, parts of days or minutes (summed to hours). Following is a list of codes and descriptions for services funded by DMHSAS in FY00.

Services	Category	Code	Description
Day	Crisis Stabilization	002E	Crisis Stabilization
	Detoxification	002B	Detoxification
		001B	Medical Detoxification
		002C	Non-medical Detoxification (social)
		002K	Non-medical Detoxification
	Housing	003M	Dependent Children Of Substance Abuse in Halfway House
		003N	Dependent Children Of Substance Abuse In Residential Treatment
		003G	Domestic Violence Residential Shelter For Primary Victims
		003H	Domestic Violence Residential Shelter For Dependents
		003P	Enhanced Residential Care
		004E	Family Self Sufficiency Program
		003B	Halfway House
		003A	Halfway House Services for Pregnant and Postpartum Women
		003S	Halfway House Services for Women with Dependent Children
		003T	Halfway House Service for Dually Diagnosed
		003Y	Halfway House Services for Adolescents
		003C	Independent Living Training Program
		003V	Permanent Congregate Housing with Onsite Support
		003Z	Permanent Congregate House
		003K	Residential Care
		003Q	Safe Haven
		003I	Short-term Emergency Shelter
		003F	Sponsored Family Program
		003J	Sponsored Housing Program
		003E	Supervised Housing
	003R	Transitional Living	
	Inpatient	001D	Acute Inpatient
		001C	Acute Medical Care
		001A	Intermediate Inpatient
	Residential Treatment	002Q	Enhanced Residential Treatment - Mental Health
		002N	Intensive Residential Substance Abuse Treatment
		002R	Intensive Residential Treatment
		002P	Intensive Residential Treatment - Mental Health
		002A	Residential Treatment (Substance Abuse & Mental Health)
		002G	Residential Treatment for Adolescents

Services	Category	Code	Description
		002H	Residential Treatment for Women with Dependent Children
		002J	Residential Treatment Dually Diagnosed
		002S	Residential Treatment
		002M	Services to Dependent Children of Substance Abuse Clients in Residential Treatment
Hourly			
	Evaluation/Assessment		
		106	Clinical Testing
		100	Competency Evaluation
		102	Court Related Evaluation
		104	DUI Assessment
		110	Evaluation and Assessment
		101	Evaluation/assessment
		107	Group Assessment
		138	Institution Based SA Screening
		105	Referral
		300	Treatment Plan Review
		400	Treatment Planning
	Counseling		
		132	Family/marital
		137	Family/Marital Counseling (Mental Health Professional)
		131	Group Counseling
		136	Group Counseling (Mental Health Professional)
		135	Individual Counseling (Mental Health Professional)
		130	Individual Counseling
		241	Peer Counseling
		249	Staff Time Providing Support Group Service (Project Heartland)
	Crisis Intervention		
		133	Crisis Intervention Counseling
		134	Crisis Intervention Telephone
		120	Emergency/Crisis (face/face)
		121	Emergency/Crisis (telephone)
		123	Mobile Crisis Service
	Case Management		
		212	Case Management
		225	Case Management
		226	Case Management
		204	Client Advocacy
		213	Intensive Case Management
	Physician/Lab Services		
		305	Medical Review
		308	Medication Delivery
		304	Pharmacological Management
	Other Day Services		
		004C	Day School/6 Hours

Services	Category	Code	Description
		434	Intensive Outpatient Services - Group
		433	Intensive Outpatient Services - Individual
	Other Outpatient Services	500	Consultation
		109	Court Related Services
		210	Disaster Support Service
		590	Divorce Visitation Arbitration
		501	Education
		190	Gate-keeping
		207	Home-based Care
		565	Institution-based Substance Abuse Treatment
		570	Job Retention Support
		252	PACT Timeline Development
		506	Sexual Assault Nurse Examiner (SANE) Training
		504	System Support
		503	Training
		505	Treatment Team Meeting
	Outreach	551	Community Outreach
		553	Community Outreach to Children
		552	Intensive Outreach to Children
		550	Outreach
		561	Prevention Type Activities
		560	Substance Abuse Early Intervention
	Rehabilitation	203	Client Education
		242	Consumer Drop-in Center
		430	Day Treatment Hourly
		217	Group Rehabilitative Treatment
		216	Individual Rehab Treatment
		431	Psycho-social Hourly
		205	Resource Skills Development
		251	Resource Skills Development by Peers
		224	Substance Abuse Dx\Prob-Related Education (Family)
		219	Substance Abuse Dx\Prob-Related Education (Group)
		218	Substance Abuse Dx\Prob-Related Education (Individual)
		211	Substance Abuse Dx\Prob-Related Education
		202	Socialization
	Vocational	243	Employment Training
		245	Pre-vocational
		244	Vocational Training

Various Categories:

In response to many special report requests in past years, the special reports table was generated to address the majority of those requests.

Description of Sections and Tables

The Data Book consists of two sections. The first section displays Counts of Admitted Clients Served by Funding Source for Sex, Age, Race, Presenting Problem/Diagnosis, County of Residence, and Other Indicators. The second section presents Counts of Day and Hourly Units of Service by Funding Source for Admitted Clients and Contacts. Each section contains six tables presenting data for 1) Statewide Total, 2) Agency, 3) Agency Type, 4) Count of Residence, 5) Planning Area, and 6) Various Categories.

Section One: Admitted Clients Served by Funding Source

Admitted Clients Served are clients who have an admission transaction in the ICIS before or during the report year and had received a service during the report year. For this section, they are counted only once in the total for each level of aggregation or category in which they appear. This is called an unduplicated count. For example, a client may receive services at one hospital and then receive services at another hospital in the same year. This client would be counted twice (once at each hospital) in the agency report, but only once in the agency type and statewide tables. Because information such as age and sex should remain constant (except for data entry errors), counts for categories of these variables will sum to the total clients served on each table. Variables that might change from admission at one facility to admission at another or over time, (e.g., legal status, diagnosis, and target population) can be counted in more than one category and should not be summed.

This section shows only clients who were admitted for services and excludes contacts. It enumerates admitted clients, but further limits the counts to specific subgroups of the client population. Each individual counted has received a service at some time during the year regardless of the year he/she was admitted. Clients are grouped by frequently referenced demographics: Sex, Age, Race, Presenting Problem/Diagnosis, County of Residence, and Other Indicators. A client may be in more than one of these groups, or a client's group may change during the year. As a result, the sum of target populations exceeds the total number served. However, for any given population, the age, race, and sex, which do not change (age is calculated as of a single point in time), are unduplicated counts and should equal the total.

Section Two: Units of Service by Funding Source

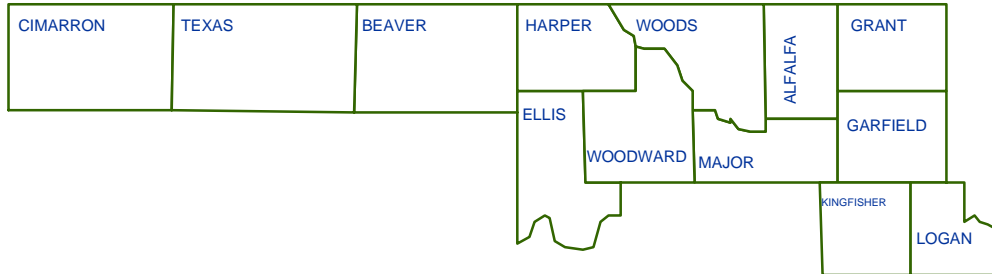
This section helps to quantify the Department's impact on the community by reporting the total number of individuals identified as receiving a service during the fiscal year. It also presents Summaries for all types of services funded through the ODMHSAS.

Individuals are counted as contacts when they call or visit an agency, but are not admitted. In general, a person can be reported as a contact twice at the same agency within a twelve-month period, but services are not given a third time without an admission. A client can also seek services at another agency and be counted as a contact there. In the Data Book report, an agency's contact counts exclude individuals who are subsequently admitted there. Additionally, two types of contacts are excluded from counts: Emergency Contacts and Group Contacts. In these cases, individuals are not identified and their addition would likely produce duplicated counts. However, the services to those individuals are reported.

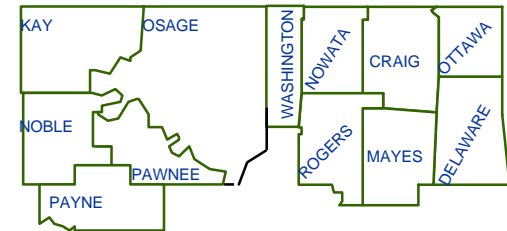
OKLAHOMA DEPARTMENT OF MENTAL HEALTH
AND SUBSTANCE ABUSE SERVICES

Planning Areas

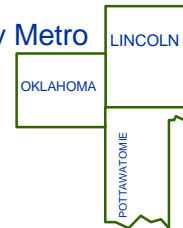
Northwest



Northeast



Oklahoma City Metro



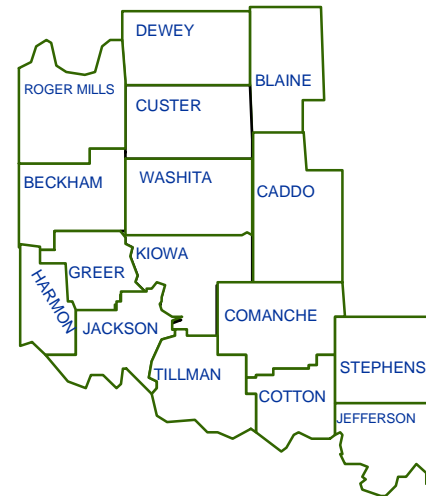
Tulsa Metro



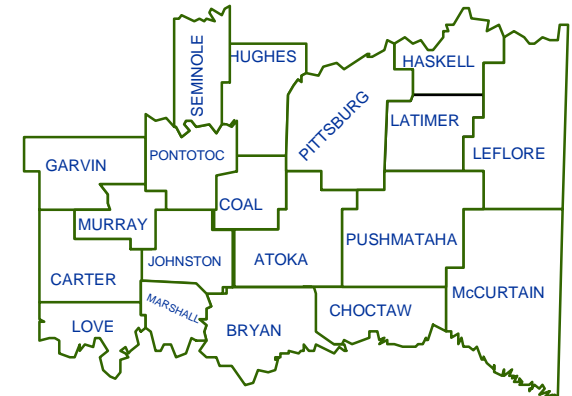
East Central



Central



Southwest



Southeast