

# *data*

BOOK FOR FISCAL YEAR 2001

Section Two:  
Units of Service by Funding  
Source

Table 11. Counts of Day and  
Hourly Services Provided for  
Each Planning Area

# DATA BOOK FOR FISCAL YEAR 2001

Published by

Oklahoma Department of Mental Health and Substance Abuse  
Services

Prepared by

**Ali Akour, Ph.D.**

Data Analyst, Evaluation and Data Analysis Section  
Decision Support Services

2002

---

**Terry Cline, Ph.D., Commissioner**  
**Steve Davis, Ph.D., Director of Decision Support Services**  
**Mark Reynolds, Ed. D., Evaluation & Data Analysis Data Projects Manager**

## Public Domain Notice

The Data Book for Fiscal Year 2001 is in the public domain and may be reproduced or copied without permission from the Oklahoma Department of Mental Health and Substance Abuse Services. However, this publication may not be reproduced or distributed for a fee without the specific, written authorization of Oklahoma Department of Mental Health and Substance Abuse Services. Citation of the source is appreciated.

## Electronic Access to Publication

This publication is available on the World Wide Web at:  
<http://www.odmhsas.org/specialreports.htm>

## How to Contact Us

**Oklahoma Department of Mental Health and Substance Abuse Services**  
**Evaluation and Data Analysis Section**  
P.O. Box 53277  
Oklahoma City, OK 73152-3277  
(405) 522-3813

# Contents

---

## Introduction

### Section One: Admitted Clients Served by Funding Source

- Table 1. Counts of Admitted Clients Served for **Statewide Total**
- Table 2. Counts of Admitted Clients Served for each **Agency**
- Table 3. Counts of Admitted Clients Served for each **Agency Type**
- Table 4. Counts of Admitted Clients Served for each **County of Residence**
- Table 5. Counts of Admitted Clients Served for each **Planning Area**
- Table 6. Counts of Admitted Clients Served for **Various Categories**

### Section Two: Units of Service by Funding Source

- Table 7. Counts of Day and Hourly Services Provided for **Statewide Total**
- Table 8. Counts of Day and Hourly Services Provided for each **Agency**
- Table 9. Counts of Day and Hourly Services Provided for each **Agency Type**
- Table 10. Counts of Day and Hourly Services Provided for each **County of Residence**
- Table 11. Counts of Day and Hourly Services Provided for each **Planning Area**
- Table 12. Counts of Day and Hourly Services Provided for **Various Categories**

## Appendix

**Definitions of Terms and Categorization Variables**

**Descriptions of Sections and Tables**

**Map of Planning Areas**

# **DATA BOOK FOR FISCAL YEAR 2001**

## **Introduction**

---

Prior to Fiscal Year 1999, any client seen at an Oklahoma Department of Mental Health and Substance Abuse Services (ODMHSAS) contracted facility was reported, regardless of who paid for the service. Starting with Fiscal Year 1999, only clients funded in full or in part by ODMHSAS were reported. Therefore, previous years' reported client counts will be larger than in following years.

During the Fiscal Year 2001, the State of Oklahoma expenditures on community mental health services, inpatient facilities, substance abuse services, domestic violence/sexual assault services, and departmental management amounted to approximately \$177 million dollars. An unduplicated total of approximately 82,042 recipients were served system-wide in FY 2001. The unduplicated total of 82,042 recipients consists of 58,351 recipients that were admitted and served and 23,691 recipients that were contacts. The Data Book report is generated to provide basic information about these recipients and services they received for policy makers, interest groups, and others working to improve the quality of life for those in need.

The Data Book report is produced by the Evaluation and Data Analysis Section of the Decision Support Services Division at the Oklahoma Department of Mental Health and Substance Abuse Services (ODMHSAS). The report summarizes demographic information and services for clients served in agencies operated by or funded through ODMHSAS. To create the Data Book report, data are extracted from the ODMHSAS Integrated Client Information System (ICIS). ICIS contains demographic and service information about service recipients and agencies.

To meet the specific needs of a variety of entities, the Data Book report consists of two separate sections: Admitted Clients Served by Funding Source; Units of Service by Funding Source. The sections are then divided into tables and each table presents a different view of the data. Definitions of terms and a Map of Planning Areas are also provided.

## Oklahoma Department of Mental Health and Substance Abuse Services

## Counts of Day and Hourly Services Provided by Funding Source for Each Planning Area During FY 2001

## PLANNING AREA = CENTRAL

	Number of Clients/Contacts	Units of Service by Funding Source					Medicaid	Other
		Mental Health	Substance Abuse	Domestic Violence	Residential Care			
<b>Admitted Clients</b>								
Day Services								
Crisis Stabilization	118	430	0	0	0	53	76	
Detox	140	24	751	0	0	0	15	
Housing	466	6,312	7,507	4,042	24,281	0	6	
Inpatient Hospitalization	765	12,449	0	0	0	2,956	8,668	
Residential Treatment	406	1,809	12,720	0	0	411	373	
<b>Total</b>	<b>1,633</b>	<b>21,024</b>	<b>20,978</b>	<b>4,042</b>	<b>24,281</b>	<b>3,420</b>	<b>9,138</b>	
Hourly Services								
Assessment	2,926	1,823	1,929	204	0	420	248	
Case Management	1,243	1,205	34	410	0	907	551	
Counseling	3,264	14,321	40,964	4,616	0	9,954	3,685	
Crisis Intervention	684	525	154	157	0	123	44	
Other Outpatient	161	1,283	0	0	0	3	0	
Physician, Lab and Related Services	1,594	1,237	0	0	0	575	661	
Rehabilitation	1,090	25,644	19,408	741	0	23,864	2,197	
Vocational	2	2	0	0	0	0	0	
<b>Total</b>	<b>4,811</b>	<b>46,040</b>	<b>62,489</b>	<b>6,128</b>	<b>0</b>	<b>35,846</b>	<b>7,386</b>	
<b>Contacts</b>								
Hourly Services								
Assessment	8,071	328	17,465	59	0	63	66	
Case Management	94	1	11	94	0	0	0	
Counseling	153	139	65	326	0	1	1	
Crisis Intervention	862	471	188	254	0	24	25	
Other Outpatient	6	25	0	0	0	0	0	
Physician, Lab and Related Services	12	4	0	0	0	1	0	
Rehabilitation	193	0	1,197	0	0	0	0	
<b>Total</b>	<b>8,968</b>	<b>968</b>	<b>18,925</b>	<b>733</b>	<b>0</b>	<b>89</b>	<b>92</b>	

## Oklahoma Department of Mental Health and Substance Abuse Services

## Counts of Day and Hourly Services Provided by Funding Source for Each Planning Area During FY 2001

## PLANNING AREA = EAST CENTRAL

## Units of Service by Funding Source

	Number of Clients/Contacts	Units of Service by Funding Source					
		Mental Health	Substance Abuse	Domestic Violence	Residential Care	Medicaid	Other
<b>Admitted Clients</b>							
Day Services							
Crisis Stabilization	339	1,114	15	0	0	516	7
Detox	242	0	1,469	0	0	0	0
Housing	1,195	2,161	6,017	15,481	113,454	0	0
Inpatient Hospitalization	509	11,893	0	0	0	201	2,821
Residential Treatment	502	796	12,728	0	0	28	609
<b>Total</b>	<b>2,494</b>	<b>15,964</b>	<b>20,229</b>	<b>15,481</b>	<b>113,454</b>	<b>745</b>	<b>3,437</b>
Hourly Services							
Assessment	3,917	2,745	1,589	395	0	1,091	730
Case Management	1,545	1,549	26	1,267	0	1,281	372
Counseling	3,515	13,274	29,547	6,901	0	16,627	3,300
Crisis Intervention	1,036	871	97	241	0	351	297
Other Day Services	1	0	156	0	0	0	0
Other Outpatient	4	11	0	0	0	0	0
Physician, Lab and Related Services	2,291	2,528	0	0	0	1,900	881
Rehabilitation	2,113	58,162	1,710	7,929	0	101,112	6,313
<b>Total</b>	<b>5,497</b>	<b>79,141</b>	<b>33,125</b>	<b>16,733</b>	<b>0</b>	<b>122,362</b>	<b>11,892</b>
<b>Contacts</b>							
Hourly Services							
Assessment	1,443	609	836	2	0	64	117
Case Management	14	2	15	0	0	1	0
Counseling	96	17	63	7	0	2	15
Crisis Intervention	893	311	23	143	0	103	301
Physician, Lab and Related Services	1	0	0	0	0	0	0
Rehabilitation	44	4	133	0	0	0	0
<b>Total</b>	<b>2,362</b>	<b>942</b>	<b>1,069</b>	<b>151</b>	<b>0</b>	<b>170</b>	<b>432</b>

## Oklahoma Department of Mental Health and Substance Abuse Services

## Counts of Day and Hourly Services Provided by Funding Source for Each Planning Area During FY 2001

## PLANNING AREA = NORTHEAST

## Units of Service by Funding Source

	Number of Clients/Contacts	Units of Service by Funding Source					
		Mental Health	Substance Abuse	Domestic Violence	Residential Care	Medicaid	Other
<b>Admitted Clients</b>							
Day Services							
Crisis Stabilization	639	1,979	6	0	0	867	49
Detox	429	58	1,848	0	0	0	9
Housing	1,087	3,423	6,670	10,691	114,702	0	0
Inpatient Hospitalization	557	13,104	0	0	0	265	2,761
Residential Treatment	519	1,665	15,460	0	0	126	181
<b>Total</b>	<b>2,716</b>	<b>20,229</b>	<b>23,984</b>	<b>10,691</b>	<b>114,702</b>	<b>1,258</b>	<b>3,000</b>
Hourly Services							
Assessment	4,403	2,397	1,670	1,128	0	867	164
Case Management	2,186	4,503	513	4,156	0	758	59
Counseling	4,187	11,862	25,455	6,473	0	9,654	3,024
Crisis Intervention	1,665	1,771	67	734	0	387	86
Other Day Services	4	0	430	0	0	0	0
Other Outpatient	74	323	0	0	0	0	0
Physician, Lab and Related Services	1,555	693	0	0	0	431	11
Rehabilitation	2,088	111,140	1,581	1,204	0	256,365	779
Vocational	24	204	0	0	0	317	0
<b>Total</b>	<b>6,863</b>	<b>132,891</b>	<b>29,715</b>	<b>13,695</b>	<b>0</b>	<b>268,778</b>	<b>4,123</b>
<b>Contacts</b>							
Hourly Services							
Case Management	400	0	367	151	0	0	3
Counseling	160	8	153	22	0	18	1
Crisis Intervention	1,122	485	103	883	0	21	165
Other Outpatient	166	468	0	0	0	0	0
Rehabilitation	10	0	38	0	0	0	0
Assessment	868	126	676	92	0	20	1
<b>Total</b>	<b>2,507</b>	<b>1,087</b>	<b>1,335</b>	<b>1,148</b>	<b>0</b>	<b>58</b>	<b>169</b>



## Oklahoma Department of Mental Health and Substance Abuse Services

## Counts of Day and Hourly Services Provided by Funding Source for Each Planning Area During FY 2001

## PLANNING AREA = NORTHWEST

## Units of Service by Funding Source

	Number of Clients/Contacts	Units of Service by Funding Source					Other
		Mental Health	Substance Abuse	Domestic Violence	Residential Care	Medicaid	
<b>Admitted Clients</b>							
Day Services							
Crisis Stabilization	65	198	0	0	0	48	13
Detox	123	107	437	0	0	0	36
Housing	317	395	4,659	4,894	1,100	0	0
Inpatient Hospitalization	506	5,392	0	0	0	675	1,824
Residential Treatment	255	7,582	5,956	0	0	7	697
<b>Total</b>	<b>1,087</b>	<b>13,674</b>	<b>11,052</b>	<b>4,894</b>	<b>1,100</b>	<b>730</b>	<b>2,570</b>
Hourly Services							
Assessment	2,302	1,948	449	221	0	247	836
Case Management	1,021	780	21	2,037	0	156	769
Counseling	2,854	7,680	16,646	5,726	0	1,725	1,514
Crisis Intervention	577	411	50	105	0	71	51
Other Outpatient	22	46	0	125	0	0	21
Physician, Lab and Related Services	1,295	637	0	0	0	176	349
Rehabilitation	515	18,316	1,547	626	0	19,068	1,268
<b>Total</b>	<b>3,649</b>	<b>29,817</b>	<b>18,712</b>	<b>8,840</b>	<b>0</b>	<b>21,442</b>	<b>4,807</b>
<b>Contacts</b>							
Hourly Services							
Assessment	379	177	242	2	0	41	1
Case Management	65	0	18	37	0	0	1
Counseling	189	48	357	0	0	23	1
Crisis Intervention	245	120	51	65	0	5	16
Other Outpatient	6	17	0	0	0	0	0
Physician, Lab and Related Services	9	3	0	0	0	0	0
Rehabilitation	13	1	117	0	0	0	0
<b>Total</b>	<b>840</b>	<b>366</b>	<b>785</b>	<b>104</b>	<b>0</b>	<b>68</b>	<b>19</b>

## Oklahoma Department of Mental Health and Substance Abuse Services

## Counts of Day and Hourly Services Provided by Funding Source for Each Planning Area During FY 2001

## PLANNING AREA = OKLAHOMA CITY METRO

## Units of Service by Funding Source

	Number of Clients/Contacts	Units of Service by Funding Source					
		Mental Health	Substance Abuse	Domestic Violence	Residential Care	Medicaid	Other
<b>Admitted Clients</b>							
Day Services							
Crisis Stabilization	1,503	5,873	2	0	0	898	624
Detox	751	58	4,411	0	0	0	6
Housing	1,215	45,919	7,491	14,300	39,813	0	0
Inpatient Hospitalization	1,035	32,090	0	0	0	3,012	9,552
Residential Treatment	629	2,270	22,625	0	0	654	567
<b>Total</b>	<b>4,241</b>	<b>86,210</b>	<b>34,529</b>	<b>14,300</b>	<b>39,813</b>	<b>4,564</b>	<b>10,749</b>
Hourly Services							
Assessment	6,648	4,882	4,111	1,066	0	1,804	78
Case Management	2,618	6,982	290	885	0	3,939	72
Counseling	5,633	13,650	54,425	10,162	0	19,084	799
Crisis Intervention	996	600	147	143	0	104	46
Other Outpatient	58	473	0	0	0	0	0
Physician, Lab and Related Services	2,436	1,881	0	0	0	356	47
Rehabilitation	1,935	79,916	489	2,351	0	84,815	363
Vocational	75	1,998	0	0	0	0	2
<b>Total</b>	<b>9,259</b>	<b>110,381</b>	<b>59,460</b>	<b>14,606</b>	<b>0</b>	<b>110,103</b>	<b>1,407</b>
<b>Contacts</b>							
Hourly Services							
Assessment	3,353	1,478	1,649	12	0	109	9
Case Management	230	4	31	95	0	0	0
Counseling	345	601	148	4	0	7	0
Crisis Intervention	3,198	1,629	152	911	0	114	171
Other Outpatient	39	189	0	0	0	0	0
Physician, Lab and Related Services	9	4	0	0	0	1	0
Rehabilitation	106	4	743	0	0	0	0
<b>Total</b>	<b>6,772</b>	<b>3,908</b>	<b>2,723</b>	<b>1,022</b>	<b>0</b>	<b>231</b>	<b>179</b>

## Oklahoma Department of Mental Health and Substance Abuse Services

## Counts of Day and Hourly Services Provided by Funding Source for Each Planning Area During FY 2001

## PLANNING AREA = SOUTHEAST

	Number of Clients/Contacts	Units of Service by Funding Source					
		Mental Health	Substance Abuse	Domestic Violence	Residential Care	Medicaid	Other
<b>Admitted Clients</b>							
Day Services							
Crisis Stabilization	42	95	5	0	0	75	20
Detox	321	84	1,441	0	0	0	15
Housing	943	530	5,143	13,821	24,234	0	0
Inpatient Hospitalization	1,409	18,918	0	0	0	763	7,982
Residential Treatment	633	2,021	19,597	0	0	115	278
<b>Total</b>	<b>3,007</b>	<b>21,648</b>	<b>26,186</b>	<b>13,821</b>	<b>24,234</b>	<b>953</b>	<b>8,295</b>
Hourly Services							
Other Day Services	6	0	33	0	0	0	0
Other Outpatient	4	20	0	0	0	0	0
Physician, Lab and Related Services	2,912	2,415	0	0	0	1,548	1,902
Rehabilitation	3,103	36,630	26,729	3,327	0	149,649	12,045
Vocational	1	18	0	0	0	0	0
Assessment	6,010	2,430	2,917	1,497	0	1,829	1,253
Case Management	2,058	1,035	412	1,583	0	1,265	657
Counseling	6,076	11,642	49,967	14,955	0	7,323	3,296
Crisis Intervention	1,273	558	431	383	0	204	34
<b>Total</b>	<b>8,404</b>	<b>54,748</b>	<b>80,488</b>	<b>21,744</b>	<b>0</b>	<b>161,819</b>	<b>19,187</b>
<b>Contacts</b>							
Hourly Services							
Assessment	2,056	896	1,273	83	0	21	48
Case Management	364	2	176	75	0	0	0
Counseling	1,300	327	858	41	0	26	4
Crisis Intervention	1,098	217	585	327	0	17	21
Other Outpatient	1	4	0	0	0	0	0
Rehabilitation	134	25	222	2	0	1	1
<b>Total</b>	<b>3,674</b>	<b>1,470</b>	<b>3,115</b>	<b>528</b>	<b>0</b>	<b>64</b>	<b>74</b>

## Oklahoma Department of Mental Health and Substance Abuse Services

## Counts of Day and Hourly Services Provided by Funding Source for Each Planning Area During FY 2001

## PLANNING AREA = SOUTHWEST

	Number of Clients/Contacts	Units of Service by Funding Source					Other
		Mental Health	Substance Abuse	Domestic Violence	Residential Care	Medicaid	
<b>Admitted Clients</b>							
Day Services							
Crisis Stabilization	513	1,203	0	0	0	534	41
Detox	373	172	1,277	0	0	0	30
Housing	1,010	9,956	8,114	8,792	19,529	0	445
Inpatient Hospitalization	604	10,640	0	0	0	1,052	3,306
Residential Treatment	582	2,336	16,013	0	0	270	435
<b>Total</b>	<b>2,580</b>	<b>24,307</b>	<b>25,404</b>	<b>8,792</b>	<b>19,529</b>	<b>1,856</b>	<b>4,257</b>
Hourly Services							
Assessment	4,021	1,057	713	1,198	0	739	1,550
Case Management	1,621	832	7	2,544	0	1,498	2,558
Counseling	3,575	9,304	22,538	8,381	0	8,057	8,867
Crisis Intervention	1,567	798	43	706	0	7	42
Other Outpatient	28	21	0	175	0	5	4
Physician, Lab and Related Services	1,471	614	0	0	0	615	763
Rehabilitation	1,344	20,341	53	4,698	0	47,486	14,245
Vocational	90	1,712	0	0	0	9	169
<b>Total</b>	<b>5,736</b>	<b>34,679</b>	<b>23,355</b>	<b>17,702</b>	<b>0</b>	<b>58,415</b>	<b>28,197</b>
<b>Contacts</b>							
Hourly Services							
Assessment	514	223	293	10	0	8	26
Case Management	22	0	3	13	0	0	0
Counseling	24	3	10	7	0	0	1
Crisis Intervention	1,303	295	64	455	0	1	34
Other Outpatient	3	8	0	0	0	0	0
Physician, Lab and Related Services	1	0	0	0	0	0	0
Rehabilitation	40	0	78	10	0	0	0
<b>Total</b>	<b>1,812</b>	<b>530</b>	<b>448</b>	<b>495</b>	<b>0</b>	<b>9</b>	<b>61</b>

## Oklahoma Department of Mental Health and Substance Abuse Services

## Counts of Day and Hourly Services Provided by Funding Source for Each Planning Area During FY 2001

## PLANNING AREA = TULSA METRO

## Units of Service by Funding Source

	Number of Clients/Contacts	Units of Service by Funding Source					
		Mental Health	Substance Abuse	Domestic Violence	Residential Care	Medicaid	Other
<b>Admitted Clients</b>							
Day Services							
Crisis Stabilization	1,077	3,115	738	0	0	348	0
Detox	995	13	6,421	0	0	0	0
Housing	1,066	26,991	19,021	9,619	17,564	0	0
Inpatient Hospitalization	561	18,173	0	0	0	261	2,054
Residential Treatment	604	145	19,651	0	0	27	168
<b>Total</b>	<b>3,186</b>	<b>48,437</b>	<b>45,831</b>	<b>9,619</b>	<b>17,564</b>	<b>636</b>	<b>2,222</b>
Hourly Services							
Assessment	5,385	6,242	3,628	100	0	230	39
Case Management	2,349	9,846	710	139	0	2,557	14
Counseling	3,917	9,248	50,391	4,844	0	961	356
Crisis Intervention	2,518	4,352	624	17	0	337	7
Other Day Services	34	0	18,989	0	0	0	0
Other Outpatient	23	109	0	6	0	1	2
Physician, Lab and Related Services	2,602	2,860	0	0	0	113	47
Rehabilitation	1,440	76,300	1,758	139	0	11,113	8
<b>Total</b>	<b>7,634</b>	<b>108,957</b>	<b>76,099</b>	<b>5,245</b>	<b>0</b>	<b>15,311</b>	<b>473</b>
<b>Contacts</b>							
Hourly Services							
Assessment	1,024	154	908	2	0	239	19
Case Management	23	0	26	0	0	0	0
Counseling	37	0	39	15	0	0	0
Crisis Intervention	276	43	95	16	0	3	3
Physician, Lab and Related Services	3	1	0	0	0	0	0
Rehabilitation	58	0	375	0	0	0	0
<b>Total</b>	<b>1,367</b>	<b>198</b>	<b>1,442</b>	<b>32</b>	<b>0</b>	<b>242</b>	<b>22</b>

## Oklahoma Department of Mental Health and Substance Abuse Services

## Counts of Day and Hourly Services Provided by Funding Source for Each Planning Area During FY 2001

## PLANNING AREA = UNKNOWN/OUT OF STATE

	Number of Clients/Contacts	Units of Service by Funding Source					Medicaid	Other
		Mental Health	Substance Abuse	Domestic Violence	Residential Care			
<b>Admitted Clients</b>								
Day Services								
Inpatient Hospitalization	106	1,505	0	0	0	7	589	
Residential Treatment	28	27	801	0	0	0	0	
Crisis Stabilization	67	230	1	0	0	3	20	
Detox	41	3	203	0	0	0	0	
Housing	323	151	1,805	4,473	1,416	0	0	
<b>Total</b>	<b>537</b>	<b>1,916</b>	<b>2,810</b>	<b>4,473</b>	<b>1,416</b>	<b>10</b>	<b>609</b>	
Hourly Services								
Assessment	271	22	45	274	0	6	34	
Case Management	158	26	2	514	0	8	4	
Counseling	240	38	1,565	1,610	0	15	45	
Crisis Intervention	153	70	10	95	0	2	2	
Other Outpatient	2	0	0	9	0	0	0	
Physician, Lab and Related Services	37	35	0	0	0	33	35	
Rehabilitation	164	220	77	1,456	0	752	64	
<b>Total</b>	<b>441</b>	<b>412</b>	<b>1,698</b>	<b>3,957</b>	<b>0</b>	<b>814</b>	<b>184</b>	
<b>Contacts</b>								
Hourly Services								
Assessment	150	480	806	239	0	41	8	
Case Management	78	1,082	29	1	0	202	0	
Counseling	69	97	183	6	0	98	0	
Crisis Intervention	124	4,395	3,527	5,165	0	1	87	
Other Outpatient	137	1,350	17	34,501	0	0	5	
Physician, Lab and Related Services	43	34	0	0	0	25	1	
Prevention, Early Intervention, Outreach	94	10,140	10,657	620	0	2,977	56	
Rehabilitation	31	490	0	0	0	2,544	7	
Vocational	1	8	0	0	0	0	0	
<b>Total</b>	<b>549</b>	<b>18,076</b>	<b>15,220</b>	<b>40,532</b>	<b>0</b>	<b>5,886</b>	<b>164</b>	

## **Definitions of Terms and Categorization Variables**

---

The following are definitions of terms and categorization variables used in this Data Book report.

### **Admitted Clients Served**

Admitted Clients Served had an admission transaction in the ICIS before or during the report year and had received a service during the year. For this section, they are counted only once in the total for each level of aggregation. This is called an unduplicated count.

### **Age**

Client age is computed using the client's age at the middle of the fiscal year.

### **Contacts**

Individuals are counted as contacts when they call or visit an agency, but are not admitted.

### **Funding Source**

Funding Source helps identify the payment source of services. Frequently, clients receive services under multiple funding sources. The funding source categories for this report were Mental Health, Substance Abuse, Domestic Violence, Residential Care, Medicaid, and Other.

### **ICIS**

The Oklahoma Department of Mental Health and Substance Abuse Services maintains an agency-wide database, the Integrated Client Information System (ICIS), to which all Department-funded services and transactions are reported. The ICIS contains demographic and service information about clients and agencies.

### **List of Agencies by Type**

The following is a list of agencies by type that provided data during the Fiscal Year 2001:

**AGENCY TYPE****AGENCY NAME**

---

**Community Mental Health**

ASSOCIATED CENTERS FOR THERAPY, INC.  
BILL WILLIS MENTAL HEALTH  
CARL ALBERT CMHC  
CENTRAL OKLAHOMA CMHC  
CHISHOLM TRAIL COUNSELING SVC  
COMMUNITY COUNSELING CENTER  
CREEKS MENTAL HEALTH SERVICES  
EDWIN FAIR CMHC  
GRAND LAKE M.H.C.  
GREEN COUNTRY BEHAVIORAL HEALTH SERVICES  
HOPE COMMUNITY SERVICES, INC.  
JIM TALIAFERRO CMHC  
MENTAL HEALTH SERVICES OF SOUTHERN OKLAHOMA  
NORTH CARE CENTER  
OK COUNTY CRISIS INTERVENTION CENTER  
PARKSIDE, INC.  
RED ROCK BEHAVIORAL HEALTH SVC  
RED ROCK WEST  
WAGONER COMMUNITY HOSPITAL-BILL WILLIS  
WESTERN STATE PSYCHIATRIC CENTER  
WHEATLAND MH CTR, INC.

**Domestic Violence and Sexual Assault**

ACMI HOUSE INC  
ACTION ASSOCIATES, INC.  
CALL RAPE INC.  
COMMUNITY CRISIS CENTER, INC.  
CRISIS CONTROL CENTER  
DOMESTIC VIOLENCE PROGRAM OF NORTH CENTRAL OK.  
DOMESTIC VIOLENCE INTERVENTION SERVICES  
FAMILY CRISIS & COUNSELING CENTER  
FAMILY CRISIS CENTER, INC.  
FAMILY RESOURCE CENTER  
FAMILY SHELTER  
HELP-IN-CRISIS, INC.  
N.W. DOMESTIC CRISIS SERVICES  
NEW DIRECTIONS, INC.  
OKLMULGEE COUNTY FAMILY RESOURCE CENTER INC.  
PROJECT SAFE, INC.  
ROGERS CO COMMUNITY SERVICES  
S.O.S. FOR FAMILIES  
STEPHENS COUNTY VOLUNTEERS FOR CRISIS INTERVENTION  
STILLWATER DOMESTIC VIOLENCE SERVICE INC.  
TULSA SEXUAL ASSAULT NURSE EXAMINERS PROGRAM



**AGENCY TYPE****AGENCY NAME**

---

WOMEN IN SAFE HOMES, INC.  
WOMEN'S CRISIS SERVICES  
WOMEN'S SERVICE & FAMILY RESOURCE CENTER  
WOMENS RESOURCE CENTER  
YWCA CRISIS CENTER  
YWCA OF OKC CRISIS SERVICES

**Hospitals**

EASTERN STATE HOSPITAL  
GRIFFIN MEMORIAL HOSPITAL  
OKLAHOMA YOUTH CENTER

**Other Agencies**

CENTER FOR CHILDREN & FAMILIES  
CROSSROADS INCORPORATED  
DIVORCE VISITATION ARBITRATION  
PROJECT HEARTLAND  
SAFE HAVEN  
THUNDERBIRD CLUBHOUSE  
TRANSITION HOUSE INC.  
TULSA METROPOLITAN MINISTRY

**Residential Care**

ADA RESIDENTIAL CARE  
BOLEY RESIDENTIAL CARE HOME  
BOLEY RESIDENTIAL CARE HOME II  
CLETA'S COTTAGE  
COPP'S RESIDENTIAL CARE, INC.  
COUNTRY LANE RESIDENTIAL CARE HOME  
DON MENTZER FACILITY  
DOW RESIDENTIAL CARE HOME  
DUNCAN COMMUNITY RESIDENCE INC  
DYCO PROPERTIES, INC.  
EDNA LEE'S RESIDENTIAL CARE  
EL RENO RESIDENTIAL CARE  
FAIR OAKS  
GREEN ACRES  
HAV-TAPINC DBA, THE HARBOR  
HIGH CEDAR RESIDENTIAL CARE  
LAKE FRANCIS RETIREMENT CENTER  
LARI'S RES CARE  
MEADOW BROOK RESCARE  
MILLER COZY HOME, INC.  
NEW BEGINNING  
NORTH FORK RESIDENTIAL CARE  
ORCHARD GROVE  
PADEN RESIDENTIAL CARE  
PRAGUE ASSISTED LIVING CENTER  
RAMBLING ROSE RESIDENTIAL CARE  
SANTE FE RESIDENTIAL CARE

**AGENCY TYPE****AGENCY NAME****Substance Abuse**

SHERRYS OLD FASHIONED R & B  
SOUTHWEST RETIREMENT HOME, INC  
SUGAR MOUNTAIN RETREAT  
SUNNY ACRES BOARDING MANOR, INC.  
SUNNY ACRES RESIDENTIAL CARE

A BETTER CHANCE  
ADA AREA CHEMICAL DEPENDENCY CENTER, INC.  
ALPHA II, INC.  
BRIDGEWAY  
CAA TURNING POINT  
CARE FOR CHANGE, INC.  
CBTI-CREEK COUNTY  
CITIZEN POTOWATIOMI NATION  
COMMUNITY ALCOHOLISM SERVICES  
DRUG RECOVERY, INC.  
EAGLE RIDGE INSTITUTE  
EDMOND FAMILY SERVICES, INC.  
GATEWAY TO PREVENTION/RECOVERY  
HOMINY HEALTH SRVCS CTR INC.  
HOUSE OF HOPE, INC.  
HUMAN SKILLS & RESOURCES  
INDIAN HEALTH CARE RESOURCE CENTER  
KIAMICHI COUNCIL ON ALCOHOLISM  
LASTSTOP  
LATINO COMMUNITY DEVOLOMENT AGENCY  
LEFLORE COUNTY YOUTH & FAMILY SERVICES, INC.  
LIFE IMPROVEMENT CENTER  
LOGAN COUNTY YOUTH AND FAMILY SERVICES INC.  
METRO TULSA SUBSTANCE ABUSE SERVICES  
MONARCH, INC.  
MOORE ALCOHOL AND DRUG CENTER  
MUSKOGEE CO COUNCIL YTH SV  
N.E. OK COUNCIL ON ALCOHOLISM  
NAIC CENTER OF OKLAHOMA ALCOHOL & DRUG SERVICES, INC.  
NATIVE AMERICAN CENTER OF RECOVERY  
NEW DIRECTIONS  
NEW HOPE OF MANGUM  
NEXT STEP NETWORK, INC., (THE)  
NORMAN ALCOHOL AND DRUG TREATMENT CENTER  
NW SUBSTANCE TREATMENT CENTER  
OAKS BEHAVIORAL HEALTH CENTER, (THE)  
OPPORTUNITIES, INC.  
PAYNE CO COUNSELING SVC, INC.  
REFERRAL CENTER, (THE)  
ROADBACK, INC.  
ROGERS COUNTY DRUG ABUSE PROGRAM, INC.  
S.W. YOUTH & FAMILY SERVICES

## AGENCY TYPE

## AGENCY NAME

---

SECOND CHANCE CDU  
STARTING POINT II, INC.  
STREET SCHOOL, INC.  
TOTAL LIFE COUNSELING  
TRI-CITY SUBSTANCE ABUSE CTR  
TRI-CITY YOUTH & FAMILY CENTER  
TURNING POINT  
TWELVE & TWELVE, INC.  
VINITA ALCOHOL AND DRUG TREATMENT CENTER

## ODMHSAS

Refers to the Oklahoma Department of Mental Health and Substance Abuse Services.

## Other Indicators

There are several groups of clients that are of special interest because they have special treatment needs, state or federal requirements regarding their placement or the services they receive, or because they are part of a priority population. The definitions of these groups and criteria for their selection are provided below:

- **Custody of DHS**

The client, 18 years of age or younger, is in the custody of the Department of Human Services.

- **Custody of DOC**

The client is in the custody of the Department of Corrections. Clients under house arrest, electronic monitoring, or in prison are all considered to be in the custody of DOC. Clients on probation or parole are not.

- **Custody of OJA**

The client, 18 years of age or younger, is in the custody of the Office of Juvenile Affairs.

- **Deaf and Hearing Impaired**

Clients who are deaf, hard of hearing, or indicated the need for an interpreter for the deaf were grouped to form the Deaf and Hearing Impaired category.

- **Homeless**

A homeless person under ICIS criteria is a person who: (a) lacks a fixed, regular and adequate night time residence AND (b) has a primary night time residence that is a supervised publicly or privately operated shelter designed to provide temporary living accommodations including welfare hotels, congregate shelters, halfway houses, and transitional housing for the mentally ill; or an institution that provides a temporary residence for individuals intended to be institutionalized; or a public or private place not designed for, or ordinarily used as, a regular sleeping accommodation for human beings, not limited to people living on the streets. Individuals are considered homeless if they have lost their permanent residence, and are temporarily living in a shelter to avoid being on the street. Prisoners being released or in the custody of a correctional facility are not considered homeless at the time of admission for treatment. The definition also excludes persons in a hospital, residential care facility, commercial hotel/motel, supervised apartment, or living with parent/other relative (even if only temporarily). The definition does include domestic violence and sexual assault shelters, as the persons have fled a residence that is not adequate (i.e., not safe).

- **Legal Status**

Legal Status has three categories; Voluntary, Civil Involuntary, and Criminal Involuntary. The categories of legal status (with ICIS codes) are as follows:

**Voluntary.** These clients enter treatment voluntarily and are coded Voluntary Admission (01), Court Voluntary (02), Informal Admission (16), or Other (18).

**Civil Involuntary.** These clients are required by the court system to receive services, even though they may be reluctant. They are coded Court Commitment (03), Order of Detention (06), Juvenile Court Order (07), Transfer – Other Legal Entity (08), Court Ordered Juveniles in Need of Treatment, DHS given custody (10), Court Ordered Juveniles in Need of Treatment Parental Custody Retained (11), Emergency Detention (12), Continued Court Detention (13), 28-Day Court Commitment (14), or Protective Custody (17).

**Criminal Involuntary.** These clients are required to receive services because they have been accused of or have committed a crime. Codes include the following; Incompetent to Stand Trial (04), Not Guilty by Reason of Insanity (05), Court Order for Observation and Evaluation (09), Court Referred DUI Clients (15), Criminal Hold (20), or Court Commit with Hold (21).

- **Adults with Serious Mental Illness (SMI)**

SMI denotes clients who have been identified **at any time** as having a serious mental illness using the formal ODMHSAS definition. According to this definition, an Adult with a Serious Mental Illness must be an individual 18 years of age or older.

- **Children with a Serious Emotional Disturbance (SED)**

SED refers to children who meet departmental criteria for having a Serious Emotional Disturbance.

- **Any Alcohol/Drug Problem**

A substance abuse client is one who has one or more DSM-IV Axis I primary, secondary or tertiary diagnoses from categories 1.a. or 1.b. (in the Dual Diagnosis definition below) or one or more ICIS Substance Abuse Related Problems (710-731, 741-743). Clients identified only as co-dependents are not identified as substance abusers.

- **Dual Diagnosis Client**

A dual diagnosis client is one who meets the criteria for having a substance abuse diagnosis from categories 1.a. or 1.b. below and meets the criteria for a mental illness based on one or more DSM-IV Axis II primary, secondary, or tertiary diagnoses from categories 2.a. through 2.e. below.

- 1.a. Psychoactive Substance Induced Organic Disorders: 291.0-291.8, 292.0-292.83, 292.89-282.99
- b. Psychoactive Substance Use Disorders: 303.0-305.99.
- 2.a. Schizophrenia: 295.10, 295.20, 295.30, 295.40, 295.60, 295.70, 295.90
- b. Delusional (Paranoid) Disorder: 297.1
- c. Other Psychotic Disorders: 295.40, 295.70, 297.3, 298.8, 298.9, 297.1, 297.3
- d. Mood Disorders: 296.20-296.7
- e. Borderline Personality Disorder: 301.83

- **Indigent**

A person whose applicable income falls at or below 200% of the Federal Poverty Level is considered indigent. To determine whether the client was indigent, the household gross annual income must have been reported. The ODMHSAS eligibility criteria for indigence are based on the weighted average poverty

thresholds provided annually by the U. S. Department of Commerce. The following table presents the threshold levels for FY01.

**Oklahoma Department of Mental Health and Substance Abuse Services  
Eligibility Criteria  
Indigence Threshold  
(200% of Federal Poverty Guideline)**

Number of Persons in Household	Household Gross Annual Income
1	\$16,700
2	\$22,500
3	\$28,300
4	\$34,100
5	\$39,900
6	\$45,700
7	\$51,500
8	\$57,300
9 or more	Add \$ 5,800 to \$57,300 for each additional person

## Presenting Problem/Diagnosis

Categories for this variable are based on the DSM-IV primary diagnosis or primary presenting problem. If the admitting agency has clinicians qualified to make a diagnosis, the diagnosis is used, otherwise, a presenting problem is used to define a client's category.

Categories	Codes
<b>Developmental Disorders</b>	
DSM-IV Codes:	302.5-302.69, 302.85, 307-307.39, 307.5-307.99, 309.21, 312-312.29, 312.9-313.21, 313.81-313.89, 314-314.99, 315-319.99, 299-299.99
Presenting Problems:	210, 240
<b>Non Alcohol/Drug Related Organic</b>	
DSM-IV Codes:	290-290.99, 293-293.83, 294-294.80, 310-310.10
<b>Alcohol Abuse</b>	
DSM-IV Codes:	291-291.99, 293.9, 303-303.99, 305-305.02
Presenting Problems:	741, 710, 711
<b>Other Substance Abuse</b>	
DSM-IV Codes:	305.1-305.99, 292-292.99, 304-304.99
Presenting Problems:	742, 743, 744, 720-731
<b>Schizophrenia</b>	
DSM-IV Codes:	295 (excluding 295.4, 295.7)
<b>Other Psychotic</b>	
DSM-IV Codes:	297-298.9, 295.40, 294.9, 295.70
Presenting Problems:	510-530, 650
<b>Mood Disorders</b>	
DSM-IV Codes:	296-296.99 301.13, 300.4-300.49, 293.89, 311-311.99
Presenting Problems:	500-503

Categories	Codes
<b>Other Non-Psychotic</b>	
DSM-IV Codes:	300-300.39, 300.6-300.99, 302-302.49, 302.7-302.84, 302.89-302.99, 307-4-307.49, 307.8, 312.8, 308.3-309.19, 309.23-309.99, 312.3, 316-316.99, 780.50
<b>Personality Disorders</b>	
DSM-IV Codes:	301-301.9
<b>Social Conditions</b>	
DSM-IV Codes:	V40.00-V40.60, V61-V71.02, 955.5-995.81
Presenting Problems:	740, 450, 620-632, 311-420
<b>Deferred/No Diagnosis</b>	
DSM-IV Codes:	799.9-799.90, V71.09
Presenting Problems:	110, 130

## Race

Clients who selected more than one category from the choices below, indicating their race, are grouped in the Two or More Races category. The Unknown category was utilized to group Clients who made no selection from the choices below indicating their race.

The following groupings are used for reporting race:

- White
- Black
- Native American
- Hispanic
- Asian
- Two or More Races
- Unknown

## Units of Service: Day and Hourly

The time provider agency staff spend delivering services to or for service recipients is reported in days, parts of days or minutes (summed to hours). Following is a list of codes and descriptions for services funded by DMHSAS in FY01.



Services	Category	Code	Description
Day	Crisis Stabilization	002E	Crisis Stabilization
	Detoxification	002B	Detoxification
		001B	Medical Detoxification
		002C	Non-medical Detoxification (social)
		002K	Non-medical Detoxification
	Housing	003M	Dependent Children Of Substance Abuse in Halfway House
		003N	Dependent Children Of Substance Abuse In Residential Treatment
		003G	Domestic Violence Residential Shelter For Primary Victims
		003H	Domestic Violence Residential Shelter For Dependents
		003P	Enhanced Residential Care
		004E	Family Self Sufficiency Program
		003B	Halfway House
		003A	Halfway House Services for Pregnant and Postpartum Women
		003S	Halfway House Services for Women with Dependent Children
		003T	Halfway House Service for Dually Diagnosed
		003Y	Halfway House Services for Adolescents
		003C	Independent Living Training Program
		003V	Permanent Congregate Housing with Onsite Support
		003Z	Permanent Congregate House
		003K	Residential Care
		003Q	Safe Haven
		003I	Short-term Emergency Shelter
		003F	Sponsored Family Program
		003J	Sponsored Housing Program
		003E	Supervised Housing
	003R	Transitional Living	
	Inpatient	001D	Acute Inpatient
		001C	Acute Medical Care
		001A	Intermediate Inpatient
	Residential Treatment	002Q	Enhanced Residential Treatment - Mental Health
		002N	Intensive Residential Substance Abuse Treatment
		002R	Intensive Residential Treatment
		002P	Intensive Residential Treatment - Mental Health
		002A	Residential Treatment (Substance Abuse & Mental Health)
		002G	Residential Treatment for Adolescents

<b>Services</b>	<b>Category</b>	<b>Code</b>	<b>Description</b>
		002H	Residential Treatment for Women with Dependent Children
		002J	Residential Treatment Dually Diagnosed
		002S	Residential Treatment
		002M	Services to Dependent Children of Substance Abuse Clients in Residential Treatment
<b>Hourly</b>			
	Evaluation/Assessment		
		106	Clinical Testing
		100	Competency Evaluation
		102	Court Related Evaluation
		104	DUI Assessment
		110	Evaluation and Assessment
		101	Evaluation/assessment
		107	Group Assessment
		138	Institution Based SA Screening
		105	Referral
		300	Treatment Plan Review
		400	Treatment Planning
	Counseling		
		132	Family/marital
		137	Family/Marital Counseling (Mental Health Professional)
		131	Group Counseling
		136	Group Counseling (Mental Health Professional)
		135	Individual Counseling (Mental Health Professional)
		130	Individual Counseling
		241	Peer Counseling
		249	Staff Time Providing Support Group Service (Project Heartland)
	Crisis Intervention		
		133	Crisis Intervention Counseling
		134	Crisis Intervention Telephone
		120	Emergency/Crisis (face/face)
		121	Emergency/Crisis (telephone)
		123	Mobile Crisis Service
	Case Management		
		212	Case Management
		225	Case Management
		226	Case Management
		204	Client Advocacy
		213	Intensive Case Management
	Physician/Lab Services		
		305	Medical Review
		308	Medication Delivery
		304	Pharmacological Management
	Other Day Services		
		004C	Day School/6 Hours

<b>Services</b>	<b>Category</b>	<b>Code</b>	<b>Description</b>
		434	Intensive Outpatient Services - Group
		433	Intensive Outpatient Services - Individual
	Other Outpatient Services	500	Consultation
		109	Court Related Services
		210	Disaster Support Service
		590	Divorce Visitation Arbitration
		501	Education
		190	Gate-keeping
		207	Home-based Care
		565	Institution-based Substance Abuse Treatment
		570	Job Retention Support
		252	PACT Timeline Development
		506	Sexual Assault Nurse Examiner (SANE) Training
		504	System Support
		503	Training
		505	Treatment Team Meeting
	Outreach	551	Community Outreach
		553	Community Outreach to Children
		552	Intensive Outreach to Children
		550	Outreach
		561	Prevention Type Activities
		560	Substance Abuse Early Intervention
	Rehabilitation	203	Client Education
		242	Consumer Drop-in Center
		430	Day Treatment Hourly
		217	Group Rehabilitative Treatment
		216	Individual Rehab Treatment
		431	Psycho-social Hourly
		205	Resource Skills Development
		251	Resource Skills Development by Peers
		224	Substance Abuse Dx\Prob-Related Education (Family)
		219	Substance Abuse Dx\Prob-Related Education (Group)
		218	Substance Abuse Dx\Prob-Related Education (Individual)
		211	Substance Abuse Dx\Prob-Related Education
		202	Socialization
	Vocational	243	Employment Training
		245	Pre-vocational
		244	Vocational Training

**Various Categories:**

In response to many special report requests in past years, the special reports table was generated to address the majority of those requests.

## **Description of Sections and Tables**

---

The Data Book consists of two sections. The first section displays Counts of Admitted Clients Served by Funding Source for Sex, Age, Race, Presenting Problem/Diagnosis, County of Residence, and Other Indicators. The second section presents Counts of Day and Hourly Units of Service by Funding Source for Admitted Clients and Contacts. Each section contains six tables presenting data for 1) Statewide Total, 2) Agency, 3) Agency Type, 4) Count of Residence, 5) Planning Area, and 6) Various Categories.

### **Section One: Admitted Clients Served by Funding Source**

Admitted Clients Served are clients who have an admission transaction in the ICIS before or during the report year and had received a service during the report year. For this section, they are counted only once in the total for each level of aggregation or category in which they appear. This is called an unduplicated count. For example, a client may receive services at one hospital and then receive services at another hospital in the same year. This client would be counted twice (once at each hospital) in the agency report, but only once in the agency type and statewide tables. Because information such as age and sex should remain constant (except for data entry errors), counts for categories of these variables will sum to the total clients served on each table. Variables that might change from admission at one facility to admission at another or over time, (e.g., legal status, diagnosis, and target population) can be counted in more than one category and should not be summed.

This section shows only clients who were admitted for services and excludes contacts. It enumerates admitted clients, but further limits the counts to specific subgroups of the client population. Each individual counted has received a service at some time during the year regardless of the year he/she was admitted. Clients are grouped by frequently referenced demographics: Sex, Age, Race, Presenting Problem/Diagnosis, County of Residence, and Other Indicators. A client may be in more than one of these groups, or a client's group may change during the year. As a result, the sum of target populations exceeds the total number served. However, for any given population, the age, race, and sex, which do not change (age is calculated as of a single point in time), are unduplicated counts and should equal the total.

## **Section Two: Units of Service by Funding Source**

This section helps to quantify the Department's impact on the community by reporting the total number of individuals identified as receiving a service during the fiscal year. It also presents Summaries for all types of services funded through the ODMHSAS.

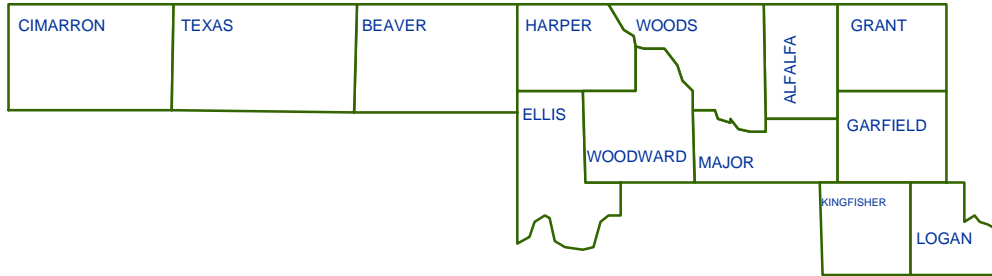
Individuals are counted as contacts when they call or visit an agency, but are not admitted. In general, a person can be reported as a contact twice at the same agency within a twelve-month period, but services are not given a third time without an admission. A client can also seek services at another agency and be counted as a contact there. In the Data Book report, an agency's contact counts exclude individuals who are subsequently admitted there. Additionally, two types of contacts are excluded from counts: Emergency Contacts and Group Contacts. In these cases, individuals are not identified and their addition would likely produce duplicated counts. However, the services to those individuals are reported.

---

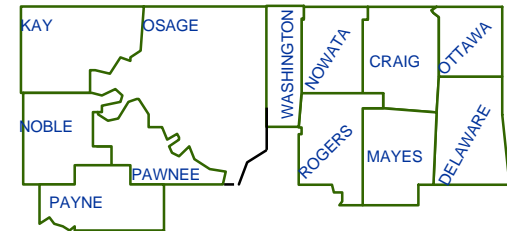
OKLAHOMA DEPARTMENT OF MENTAL HEALTH  
AND SUBSTANCE ABUSE SERVICES

# Planning Areas

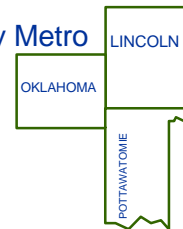
Northwest



Northeast



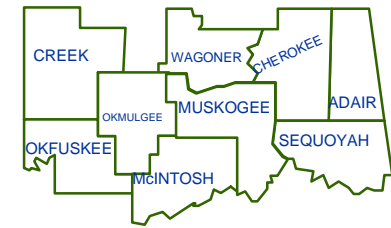
Oklahoma City Metro



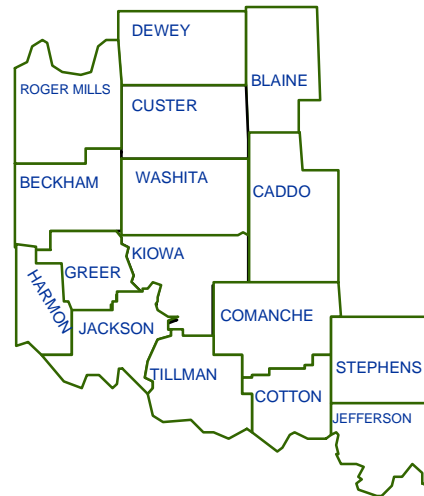
Tulsa Metro



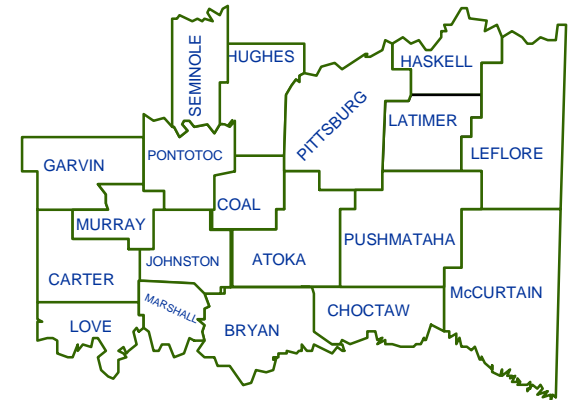
East Central



Central



Southwest



Southeast