

# *data*

BOOK FOR FISCAL YEAR 2002

Section Two:  
Units of Service by Funding  
Source

Table 11. Counts of Day and  
Hourly Services Provided for  
each Planning Area

# DATA BOOK FOR FISCAL YEAR 2002

Published by

Oklahoma Department of Mental Health and Substance Abuse  
Services

Prepared by

**Ali Akour, Ph.D.**

Data Analyst, Evaluation and Data Analysis Section  
Decision Support Services

2002

---

**Terry Cline, Ph.D., Commissioner**  
**Steve Davis, Ph.D., Director of Decision Support Services**  
**Mark Reynolds, Ed. D., Evaluation & Data Analysis Data Projects Manager**

## Public Domain Notice

The Data Book for Fiscal Year 2002 is in the public domain and may be reproduced or copied without permission from the Oklahoma Department of Mental Health and Substance Abuse Services. However, this publication may not be reproduced or distributed for a fee without the specific, written authorization of Oklahoma Department of Mental Health and Substance Abuse Services. Citation of the source is appreciated.

## Electronic Access to Publication

This publication is available on the World Wide Web at:  
<http://www.odmhsas.org/databooks.htm>

## How to Contact Us

**Oklahoma Department of Mental Health and Substance Abuse Services  
Evaluation and Data Analysis Section**

P.O. Box 53277  
Oklahoma City, OK 73152-3277  
(405) 522-3813

# Contents

---

## Introduction

### Section One: Admitted Clients Served by Funding Source

- Table 1. Counts of Admitted Clients Served for **Statewide Total**
- Table 2. Counts of Admitted Clients Served for each **Agency**
- Table 3. Counts of Admitted Clients Served for each **Agency Type**
- Table 4. Counts of Admitted Clients Served for each **County of Residence**
- Table 5. Counts of Admitted Clients Served for each **Planning Area**
- Table 6. Counts of Admitted Clients Served for **Various Categories**

### Section Two: Units of Service by Funding Source

- Table 7. Counts of Day and Hourly Services Provided for **Statewide Total**
- Table 8. Counts of Day and Hourly Services Provided for each **Agency**
- Table 9. Counts of Day and Hourly Services Provided for each **Agency Type**
- Table 10. Counts of Day and Hourly Services Provided for each **County of Residence**
- Table 11. Counts of Day and Hourly Services Provided for each **Planning Area**
- Table 12. Counts of Day and Hourly Services Provided for **Various Categories**

## Appendix

**Definitions of Terms and Categorization Variables**

**Descriptions of Sections and Tables**

**Map of Planning Areas**

# DATA BOOK FOR FISCAL YEAR 2002

## Introduction

---

Prior to Fiscal Year 1999, any client seen at an Oklahoma Department of Mental Health and Substance Abuse Services (ODMHSAS) contracted facility was reported, regardless of who paid for the service. Starting with Fiscal Year 1999, only clients funded in full or in part by ODMHSAS were reported. Therefore, previous years' reported client counts will be larger than in following years.

During the Fiscal Year 2002, the State of Oklahoma expenditures on community mental health services, inpatient facilities, substance abuse services, domestic violence/sexual assault services, and departmental management amounted to approximately \$192 million dollars. An unduplicated total of approximately 88,941 recipients were served system-wide in FY 2002. The unduplicated total of 88,941 recipients consists of 60,556 recipients that were admitted and served and 28,385 recipients that were contacts. The Data Book report is generated to provide basic information about these recipients and services they received for policy makers, interest groups, and others working to improve the quality of life for those in need.

The Data Book report is produced by the Evaluation and Data Analysis Section of the Decision Support Services Division at the Oklahoma Department of Mental Health and Substance Abuse Services (ODMHSAS). The report summarizes demographic information and services for clients served in agencies operated by or funded through ODMHSAS. To create the Data Book report, data are extracted from the ODMHSAS Integrated Client Information System (ICIS). ICIS contains demographic and service information about service recipients and agencies.

To meet the specific needs of a variety of entities, the Data Book report consists of two separate sections: Admitted Clients Served by Funding Source; Units of Service by Funding Source. The sections are then divided into tables and each table presents a different view of the data. Definitions of terms and a Map of Planning Areas are also provided.

## Oklahoma Department of Mental Health and Substance Abuse Services

Counts of Day and Hourly Services Provided by Funding Source for Each Planning Area During FY 2002  
**PLANNING AREA = CENTRAL**

## Units of Service by Funding Source

	Number of Clients/Contacts	Units of Service by Funding Source					
		Mental Health	Substance Abuse	Domestic Violence	Residential Care	Medicaid	Other
<b>Admitted Clients</b>							
Day Services							
Crisis Stabilization	88	359	0	0	0	15	3
Detox	136	0	826	0	0	0	0
Housing	516	8,734	7,892	3,892	25,193	0	226
Inpatient Hospitalization	836	13,452	0	0	0	1,653	7,874
Residential Treatment	491	2,334	13,641	0	0	2,154	684
<b>Total</b>	<b>1,744</b>	<b>24,879</b>	<b>22,359</b>	<b>3,892</b>	<b>25,193</b>	<b>3,822</b>	<b>8,787</b>
Hourly Services							
Assessment	3,129	3,203	1,714	202	0	442	276
Case Management	1,092	1,483	46	384	0	864	64
Counseling	3,402	17,693	35,741	5,418	0	8,134	2,930
Crisis Intervention	645	938	119	97	0	89	62
Other Day Services	1	0	161	0	0	0	0
Other Outpatient	9	37	0	0	0	0	0
Physician, Lab and Related Services	1,515	2,118	0	0	0	580	891
Rehabilitation	1,219	42,202	5,427	545	0	18,645	287
Vocational	4	31	0	0	0	0	0
<b>Total</b>	<b>4,725</b>	<b>67,705</b>	<b>43,207</b>	<b>6,646</b>	<b>0</b>	<b>28,755</b>	<b>4,510</b>
<b>Contacts</b>							
Hourly Services							
Assessment	7,212	518	8,841	48	0	11	14
Case Management	103	5	18	121	0	3	0
Counseling	54	3	17	32	0	0	0
Crisis Intervention	809	422	129	313	0	19	13
Physician, Lab and Related Services	18	10	0	0	0	0	0
Rehabilitation	421	26	4,293	0	0	0	0
<b>Total</b>	<b>8,206</b>	<b>983</b>	<b>13,298</b>	<b>513</b>	<b>0</b>	<b>32</b>	<b>27</b>

## Oklahoma Department of Mental Health and Substance Abuse Services

## Counts of Day and Hourly Services Provided by Funding Source for Each Planning Area During FY 2002

## PLANNING AREA = EAST CENTRAL

	Number of Clients/Contacts	Units of Service by Funding Source					Other
		Mental Health	Substance Abuse	Domestic Violence	Residential Care	Medicaid	
<b>Admitted Clients</b>							
Day Services							
Crisis Stabilization	281	1,292	2	0	0	583	8
Detox	241	0	1,352	0	0	0	0
Housing	1,231	776	6,295	14,391	119,075	0	20
Inpatient Hospitalization	583	13,185	0	0	0	380	2,457
Residential Treatment	539	390	14,970	0	0	26	643
<b>Total</b>	<b>2,580</b>	<b>15,643</b>	<b>22,619</b>	<b>14,391</b>	<b>119,075</b>	<b>989</b>	<b>3,128</b>
Hourly Services							
Assessment	4,435	4,014	2,279	410	0	868	587
Case Management	2,266	3,972	744	1,490	0	1,714	148
Counseling	3,676	18,261	40,208	5,309	0	10,580	3,546
Crisis Intervention	1,201	1,237	160	269	0	331	130
Other Outpatient	25	6	0	0	0	0	45
Physician, Lab and Related Services	2,592	3,770	0	0	0	1,341	893
Rehabilitation	2,052	67,550	1,042	5,302	0	99,471	4,339
Vocational	1	6	0	0	0	0	0
<b>Total</b>	<b>5,881</b>	<b>98,815</b>	<b>44,432</b>	<b>12,780</b>	<b>0</b>	<b>114,304</b>	<b>9,687</b>
<b>Contacts</b>							
Hourly Services							
Assessment	2,440	835	1,813	162	0	43	108
Case Management	39	7	23	8	0	3	0
Counseling	107	17	157	3	0	0	3
Crisis Intervention	1,192	778	100	298	0	105	151
Physician, Lab and Related Services	4	1	0	0	0	0	0
Rehabilitation	39	14	362	0	0	0	2
<b>Total</b>	<b>3,637</b>	<b>1,652</b>	<b>2,454</b>	<b>471</b>	<b>0</b>	<b>150</b>	<b>264</b>

## Oklahoma Department of Mental Health and Substance Abuse Services

Counts of Day and Hourly Services Provided by Funding Source for Each Planning Area During FY 2002  
**PLANNING AREA = NORTHEAST**

	Number of Clients/Contacts	Units of Service by Funding Source					
		Mental Health	Substance Abuse	Domestic Violence	Residential Care	Medicaid	Other
<b>Admitted Clients</b>							
Day Services							
Crisis Stabilization	686	2,984	3	0	0	1,063	175
Detox	402	0	1,754	0	0	0	0
Housing	1,027	3,710	5,845	8,969	115,183	0	206
Inpatient Hospitalization	551	16,781	0	0	0	151	1,794
Residential Treatment	514	1,535	12,736	0	0	93	144
<b>Total</b>	<b>2,672</b>	<b>25,010</b>	<b>20,338</b>	<b>8,969</b>	<b>115,183</b>	<b>1,307</b>	<b>2,319</b>
Hourly Services							
Assessment	4,831	2,916	2,377	882	0	1,001	316
Case Management	2,343	3,892	382	2,920	0	1,095	94
Counseling	4,480	12,795	30,853	6,443	0	7,489	4,012
Crisis Intervention	1,723	2,178	52	578	0	425	24
Other Day Services	5	0	373	0	0	0	0
Other Outpatient	344	362	0	0	0	0	4
Physician, Lab and Related Services	1,832	966	0	0	0	543	6
Rehabilitation	2,398	110,734	2,902	935	0	281,794	632
Vocational	18	132	0	0	0	257	0
<b>Total</b>	<b>7,333</b>	<b>133,974</b>	<b>36,939</b>	<b>11,758</b>	<b>0</b>	<b>292,603</b>	<b>5,087</b>
<b>Contacts</b>							
Hourly Services							
Assessment	1,322	165	1,333	155	0	5	11
Case Management	453	0	482	112	0	0	12
Counseling	496	572	357	39	0	26	14
Crisis Intervention	1,303	603	104	817	0	34	22
Rehabilitation	32	0	92	0	0	0	4
<b>Total</b>	<b>3,334</b>	<b>1,341</b>	<b>2,367</b>	<b>1,123</b>	<b>0</b>	<b>64</b>	<b>63</b>



## Oklahoma Department of Mental Health and Substance Abuse Services

**Counts of Day and Hourly Services Provided by Funding Source for Each Planning Area During FY 2002**  
**PLANNING AREA = NORTHWEST**

	Number of Clients/Contacts	Units of Service by Funding Source					Other
		Mental Health	Substance Abuse	Domestic Violence	Residential Care	Medicaid	
<b>Admitted Clients</b>							
Day Services							
Crisis Stabilization	59	203	0	0	0	32	24
Detox	93	0	527	0	0	0	0
Housing	354	0	3,788	6,682	1,352	0	0
Inpatient Hospitalization	444	6,214	0	0	0	305	1,990
Residential Treatment	264	7,506	5,814	0	0	247	898
<b>Total</b>	<b>1,091</b>	<b>13,923</b>	<b>10,129</b>	<b>6,682</b>	<b>1,352</b>	<b>584</b>	<b>2,912</b>
Hourly Services							
Assessment	2,380	1,694	501	229	0	204	1,285
Case Management	1,395	1,106	18	2,366	0	338	1,110
Counseling	2,848	9,128	7,317	4,382	0	1,190	1,390
Crisis Intervention	685	558	83	137	0	59	116
Other Outpatient	70	3	0	0	0	0	136
Physician, Lab and Related Services	1,362	616	0	0	0	163	306
Rehabilitation	553	19,702	1,111	1,218	0	13,828	230
<b>Total</b>	<b>3,845</b>	<b>32,805</b>	<b>9,030</b>	<b>8,332</b>	<b>0</b>	<b>15,782</b>	<b>4,571</b>
<b>Contacts</b>							
Hourly Services							
Assessment	348	216	284	3	0	1	11
Case Management	41	5	24	5	0	0	7
Counseling	174	92	159	0	0	17	4
Crisis Intervention	360	260	45	81	0	1	11
Other Outpatient	2	2	0	0	0	0	2
Physician, Lab and Related Services	6	2	0	0	0	0	0
Rehabilitation	31	25	160	0	0	1	0
<b>Total</b>	<b>845</b>	<b>600</b>	<b>671</b>	<b>89</b>	<b>0</b>	<b>18</b>	<b>36</b>

## Oklahoma Department of Mental Health and Substance Abuse Services

## Counts of Day and Hourly Services Provided by Funding Source for Each Planning Area During FY 2002

## PLANNING AREA = OKLAHOMA CITY METRO

	Number of Clients/Contacts	Units of Service by Funding Source					
		Mental Health	Substance Abuse	Domestic Violence	Residential Care	Medicaid	Other
<b>Admitted Clients</b>							
Day Services							
Crisis Stabilization	1,222	4,864	2	0	0	486	322
Detox	817	0	4,977	0	0	0	0
Housing	1,411	53,749	5,191	15,394	41,869	0	0
Inpatient Hospitalization	1,077	34,643	0	0	0	2,788	6,674
Residential Treatment	829	3,275	28,692	0	0	1,669	736
<b>Total</b>	<b>4,416</b>	<b>96,531</b>	<b>38,862</b>	<b>15,394</b>	<b>41,869</b>	<b>4,943</b>	<b>7,732</b>
Hourly Services							
Assessment	7,753	6,100	7,001	1,160	0	1,441	109
Case Management	2,609	7,655	390	371	0	2,865	160
Counseling	5,400	12,118	66,971	10,113	0	9,897	452
Crisis Intervention	1,221	846	166	111	0	111	65
Other Day Services	1	0	155	0	0	0	0
Other Outpatient	63	309	0	0	0	4	2
Physician, Lab and Related Services	3,000	3,502	0	0	0	464	286
Rehabilitation	2,423	56,453	2,327	2,059	0	69,994	172
Vocational	108	1,858	0	0	0	4	24
<b>Total</b>	<b>10,185</b>	<b>88,842</b>	<b>77,011</b>	<b>13,815</b>	<b>0</b>	<b>84,780</b>	<b>1,270</b>
<b>Contacts</b>							
Hourly Services							
Assessment	5,965	1,594	4,604	10	0	13	1
Case Management	290	3	70	105	0	0	0
Counseling	235	123	289	5	0	0	0
Crisis Intervention	2,498	617	303	761	0	74	83
Other Outpatient	5	15	0	0	0	0	0
Physician, Lab and Related Services	7	2	0	0	0	0	0
Rehabilitation	307	45	3,344	0	0	0	0
<b>Total</b>	<b>8,639</b>	<b>2,399</b>	<b>8,610</b>	<b>881</b>	<b>0</b>	<b>86</b>	<b>83</b>

## Oklahoma Department of Mental Health and Substance Abuse Services

## Counts of Day and Hourly Services Provided by Funding Source for Each Planning Area During FY 2002

## PLANNING AREA = SOUTHEAST

	Number of Clients/Contacts	Units of Service by Funding Source					Medicaid	Other
		Mental Health	Substance Abuse	Domestic Violence	Residential Care			
<b>Admitted Clients</b>								
Day Services								
Crisis Stabilization	34	108	0	0	0	30	9	
Detox	293	0	1,513	0	0	0	0	
Housing	1,017	215	5,671	14,959	33,756	0	0	
Inpatient Hospitalization	1,374	20,798	0	0	0	422	5,663	
Residential Treatment	638	1,662	19,912	0	0	736	198	
<b>Total</b>	<b>3,038</b>	<b>22,783</b>	<b>27,096</b>	<b>14,959</b>	<b>33,756</b>	<b>1,188</b>	<b>5,870</b>	
Hourly Services								
Assessment	6,252	3,494	2,932	1,614	0	2,007	750	
Case Management	2,582	1,586	757	1,958	0	1,598	220	
Counseling	6,349	12,931	62,830	15,029	0	7,418	3,068	
Crisis Intervention	1,268	602	258	457	0	193	61	
Other Day Services	4	0	133	0	0	0	0	
Other Outpatient	10	16	0	0	0	0	1	
Physician, Lab and Related Services	3,012	3,196	0	0	0	1,657	1,191	
Rehabilitation	2,851	40,646	9,945	5,063	0	162,065	341	
Vocational	1	42	0	0	0	0	0	
<b>Total</b>	<b>8,614</b>	<b>62,513</b>	<b>76,855</b>	<b>24,121</b>	<b>0</b>	<b>174,938</b>	<b>5,631</b>	
<b>Contacts</b>								
Hourly Services								
Assessment	2,749	1,347	1,674	67	0	3	63	
Case Management	258	2	119	25	0	0	0	
Counseling	1,318	288	879	40	0	17	1	
Crisis Intervention	1,020	186	444	340	0	10	36	
Other Outpatient	7	13	0	0	0	0	0	
Physician, Lab and Related Services	1	1	0	0	0	0	0	
Rehabilitation	132	38	394	1	0	0	0	
<b>Total</b>	<b>4,326</b>	<b>1,874</b>	<b>3,510</b>	<b>472</b>	<b>0</b>	<b>30</b>	<b>100</b>	

## Oklahoma Department of Mental Health and Substance Abuse Services

## Counts of Day and Hourly Services Provided by Funding Source for Each Planning Area During FY 2002

## PLANNING AREA = SOUTHWEST

	Number of Clients/Contacts	Units of Service by Funding Source					
		Mental Health	Substance Abuse	Domestic Violence	Residential Care	Medicaid	Other
<b>Admitted Clients</b>							
Day Services							
Crisis Stabilization	394	1,249	0	0	0	584	3
Detox	316	0	1,421	0	0	0	0
Housing	917	9,035	7,824	9,465	19,836	0	0
Inpatient Hospitalization	645	10,925	0	0	0	976	3,047
Residential Treatment	689	4,543	18,571	0	0	845	866
<b>Total</b>	<b>2,566</b>	<b>25,752</b>	<b>27,816</b>	<b>9,465</b>	<b>19,836</b>	<b>2,405</b>	<b>3,916</b>
Hourly Services							
Assessment	4,332	1,126	1,602	1,285	0	529	2,108
Case Management	1,966	1,384	102	3,915	0	1,285	2,560
Counseling	3,480	5,401	34,772	9,222	0	5,763	3,316
Crisis Intervention	2,248	7,297	35	612	0	123	286
Other Day Services	1	0	225	0	0	0	0
Other Outpatient	77	246	0	0	0	0	0
Physician, Lab and Related Services	1,575	689	0	0	0	774	890
Rehabilitation	1,718	29,727	10,380	4,572	0	52,548	7,344
Vocational	74	1,109	0	0	0	0	8
<b>Total</b>	<b>6,089</b>	<b>46,980</b>	<b>47,116</b>	<b>19,606</b>	<b>0</b>	<b>61,023</b>	<b>16,513</b>
<b>Contacts</b>							
Hourly Services							
Assessment	942	274	944	3	0	1	3
Case Management	23	1	1	15	0	0	0
Counseling	13	7	11	1	0	1	0
Crisis Intervention	1,513	407	55	451	0	8	2
Other Outpatient	7	16	0	0	0	0	0
Physician, Lab and Related Services	1	1	0	0	0	0	0
Rehabilitation	60	49	201	4	0	0	0
<b>Total</b>	<b>2,464</b>	<b>754</b>	<b>1,212</b>	<b>473</b>	<b>0</b>	<b>10</b>	<b>5</b>

## Oklahoma Department of Mental Health and Substance Abuse Services

## Counts of Day and Hourly Services Provided by Funding Source for Each Planning Area During FY 2002

## PLANNING AREA = TULSA METRO

## Units of Service by Funding Source

	Number of Clients/Contacts	Units of Service by Funding Source					
		Mental Health	Substance Abuse	Domestic Violence	Residential Care	Medicaid	Other
<b>Admitted Clients</b>							
Day Services							
Crisis Stabilization	915	5,210	65	0	0	430	21
Detox	1,020	0	6,802	0	0	0	0
Housing	864	22,349	14,272	8,077	14,668	0	0
Inpatient Hospitalization	939	19,824	0	0	0	363	1,239
Residential Treatment	592	60	17,940	0	0	55	13
<b>Total</b>	<b>3,245</b>	<b>47,443</b>	<b>39,079</b>	<b>8,077</b>	<b>14,668</b>	<b>848</b>	<b>1,273</b>
Hourly Services							
Assessment	5,040	6,177	3,245	72	0	363	41
Case Management	2,953	15,916	317	226	0	1,791	30
Counseling	4,123	9,750	56,763	4,416	0	4,533	1,486
Crisis Intervention	1,341	2,201	286	27	0	75	7
Other Day Services	37	0	19,363	0	0	0	0
Other Outpatient	72	320	0	0	0	59	1
Physician, Lab and Related Services	3,173	4,313	0	0	0	269	83
Rehabilitation	1,465	63,714	1,381	345	0	7,823	1
Vocational	7	18	0	0	0	0	0
<b>Total</b>	<b>7,517</b>	<b>102,409</b>	<b>81,354</b>	<b>5,086</b>	<b>0</b>	<b>14,914</b>	<b>1,649</b>
<b>Contacts</b>							
Hourly Services							
Assessment	2,015	1,482	1,019	6	0	4	7
Case Management	97	26	36	1	0	0	0
Counseling	70	8	58	47	0	0	0
Crisis Intervention	1,713	2,367	143	15	0	2	5
Physician, Lab and Related Services	2	1	0	0	0	0	0
Rehabilitation	84	4	615	0	0	0	0
<b>Total</b>	<b>3,758</b>	<b>3,888</b>	<b>1,871</b>	<b>68</b>	<b>0</b>	<b>5</b>	<b>12</b>

## Oklahoma Department of Mental Health and Substance Abuse Services

## Counts of Day and Hourly Services Provided by Funding Source for Each Planning Area During FY 2002

## PLANNING AREA = UNKNOWN/OUT OF STATE

	Number of Clients/Contacts	Units of Service by Funding Source					Other
		Mental Health	Substance Abuse	Domestic Violence	Residential Care	Medicaid	
<b>Admitted Clients</b>							
Day Services							
Crisis Stabilization	50	185	0	0	0	8	14
Detox	58	0	250	0	0	0	0
Housing	326	24	1,019	4,724	1,741	0	9
Inpatient Hospitalization	118	1,494	0	0	0	0	373
Residential Treatment	26	309	429	0	0	0	30
<b>Total</b>	<b>558</b>	<b>2,012</b>	<b>1,698</b>	<b>4,724</b>	<b>1,741</b>	<b>8</b>	<b>426</b>
Hourly Services							
Assessment	311	36	18	273	0	1	40
Case Management	180	20	1	573	0	3	19
Counseling	283	77	805	1,524	0	1	164
Crisis Intervention	166	275	5	85	0	0	12
Other Outpatient	7	6	0	0	0	0	0
Physician, Lab and Related Services	34	40	0	0	0	9	26
Rehabilitation	194	122	67	864	0	691	93
<b>Total</b>	<b>496</b>	<b>575</b>	<b>895</b>	<b>3,320</b>	<b>0</b>	<b>704</b>	<b>352</b>
<b>Contacts</b>							
Day Services							
Crisis Stabilization	1	1	0	0	0	0	0
Housing	1	0	0	0	350	0	0
Inpatient Hospitalization	1	2	0	0	0	0	0
<b>Total</b>	<b>2</b>	<b>3</b>	<b>0</b>	<b>0</b>	<b>350</b>	<b>0</b>	<b>0</b>
Hourly Services							
Assessment	48	277	803	232	0	0	3
Case Management	50	3	46	2	0	2	1
Counseling	60	197	49	4	0	0	1
Crisis Intervention	102	2,048	3,172	6,192	0	3	31
Other Outpatient	105	8,595	1,939	32,284	0	2	23
Physician, Lab and Related Services	4	16	0	0	0	4	3
Prevention, Early Intervention, Outreach	122	13,565	10,514	592	0	1,501	113
Rehabilitation	12	27	2	0	0	172	8
<b>Total</b>	<b>451</b>	<b>24,729</b>	<b>16,524</b>	<b>39,306</b>	<b>0</b>	<b>1,684</b>	<b>182</b>

# Definitions of Terms and Categorization Variables

---

The following are definitions of terms and categorization variables used in this Data Book report.

## **Admitted Clients Served**

Admitted Clients Served had an admission transaction in the ICIS before or during the report year and had received a service during the year. For this section, they are counted only once in the total for each level of aggregation. This is called an unduplicated count.

## **Age**

Client age is computed using the client's age at the middle of the fiscal year.

## **Contacts**

Individuals are counted as contacts when they call or visit an agency, but are not admitted.

## **Funding Source**

Funding Source helps identify the payment source of services. Frequently, clients receive services under multiple funding sources. The funding source categories for this report were Mental Health, Substance Abuse, Domestic Violence, Residential Care, Medicaid, and Other.

## **ICIS**

The Oklahoma Department of Mental Health and Substance Abuse Services maintains an agency-wide database, the Integrated Client Information System (ICIS), to which all Department-funded services and transactions are reported. The ICIS contains demographic and service information about clients and agencies.

## **List of Agencies by Type**

The following is a list of agencies by type that provided data during the Fiscal Year 2002:

**AGENCY TYPE****AGENCY NAME**

---

**Community Mental Health**

ASSOCIATED CENTERS FOR THERAPY, INC.  
BILL WILLIS MENTAL HEALTH  
CARL ALBERT C.M.H.C.  
CENTRAL OKLAHOMA CMHC  
CHISHOLM TRAIL COUNSELING SVS  
COMMUNITY COUNSELING CENTER  
CREEKS MENTAL HEALTH SERVICES  
EDWIN FAIR CMHC  
FAMILY & CHILDREN'S SERVICES  
GRAND LAKE M.H.C.  
GREEN COUNTRY BEHAVIORAL HEALTH SERVICES, INC.  
HOPE COMMUNITY SERVICES, INC.  
JIM TALIAFERRO CMHC  
M.H. SERVICES OF SOUTHERN OKLAHOMA  
NORTH CARE CENTER  
OKLAHOMA COUNTY CRISIS INTERVENTION CENTER  
PARKSIDE, INC.  
RED ROCK BEHAVIORAL HEALTH SVC  
RED ROCK WEST  
TULSA CRISIS INTERVENTION CENTER  
WAGONER COMMUNITY HOSPITAL-BILL WILLIS  
WAGONER HOSPITAL - CRISIS UNIT  
WESTERN STATE PSYCHIATRIC CTR  
WHEATLAND MH CTR, INC.

**Domestic Violence and Sexual Assault**

ACMI HOUSE INC  
ACTION ASSOCIATES, INC.  
CALL RAPE INC.  
COMMUNITY CRISIS CENTER, INC.  
CRISIS CONTROL CENTER  
D.V. PROGRAM OF N. CENTRAL OKLAHOMA  
DOMESTIC VIOL INTERVEN  
FAMILY CRISIS & COUNSELING CTR  
FAMILY CRISIS CTR, INC.  
FAMILY RESOURCE CENTER  
FAMILY SHELTER  
HELP-IN-CRISIS, INC.  
KIBOIS WOMEN'S SHELTER  
N.W. DOMESTIC CRISIS SERVICES  
NEW DIRECTIONS, INC.  
OKMULGEE CO FAMILY RESC CENTER  
PROJECT SAFE, INC.  
ROGERS CO COMMUNITY SERVICES  
S.O.S. FOR FAMILIES  
STEPHENS CO. VOL. FOR CRISIS,I



**AGENCY TYPE****AGENCY NAME**

---

STILLWATER DOM/VIOLENT SERVICES  
TULSA SEXUAL ASSAULT NURSE EN  
WOMEN IN SAFE HOMES, INC.  
WOMEN'S CRISIS SERVICES  
WOMEN'S SVC/FAM RESOURCE CTR  
WOMENS RESOURCE CENTER  
YWCA CRISIS CENTER  
YWCA OF OKC CRISIS SERVICES

**Hospitals**

EASTERN STATE HOSPITAL  
GRIFFIN MEMORIAL HOSPITAL  
OKLAHOMA BEHAVIORAL HEALTH SERVICES  
OKLAHOMA YOUTH CENTER

**Other Agencies**

CENTER FOR CHILDREN & FAMILIES  
CROSSROADS INCORPORATED  
DIVORCE VISITATION ARBITRATION  
PEOPLE INCORPORATED  
SAFE HAVEN  
THUNDERBIRD CLUBHOUSE  
TRANSITION HOUSE INC.  
TULSA METROPOLITAN MINISTRY

**Residential Care**

ADA RESIDENTIAL CARE  
BOLEY RESIDENTIAL CARE HOME  
BOLEY RESIDENTIAL CARE HOME II  
CLETA'S COTTAGE  
COPP'S RESIDENTIAL CARE, INC.  
COUNTRY LANE RESIDENTIAL CARE HOME  
DON MENTZER FACILITY  
DOW RESIDENTIAL CARE HOME  
DUNCAN COMMUNITY RESIDENCE INC  
EDNA LEE'S RESIDENTIAL CARE  
EL RENO RESIDENTIAL CARE HOME  
FAIR OAKS  
GREEN ACRES  
HAV-TAPINC DBA, THE HARBOR  
HIGH CEDAR RESIDENTIAL CARE  
LAKE FRANCIS RES. CARE, LLC  
LAKE FRANCIS RETIREMENT CENTER  
LARI'S RESIDENTIAL CARE, LLC  
MEADOW BROOK RESCARE  
MILLER COZY HOME, INC.  
NEW BEGINNING  
NORTH FORK RESIDENTIAL CARE

**AGENCY TYPE****AGENCY NAME**

---

ORCHARD GROVE  
PADEN RESIDENTIAL CARE  
PRAGUE ASSISTED LIVING CENTER  
RAMBLING ROSE RESIDENTIAL CARE  
SANTE FE RESIDENTIAL CARE  
SHERRY'S OLD FASHION ROOM AND BOARD  
SOUTHWEST RETIREMENT HOME, INC  
SUGAR MOUNTAIN RETREAT  
SUNNY ACRES BOARDING MANOR INC  
SUNNY ACRES RESIDENTIAL CARE

**Substance Abuse**

A BETTER CHANCE  
ADA AREA CHEMICAL DEP. CTR  
ALPHA II, INC.  
ALTERNATIVEWORKS  
BRIDGEWAY  
CAA TURNING POINT  
CARE FOR CHANGE INC.  
CITIZEN POTOWATOMI NATION  
COMMUNITY ALCOHOLISM SERVICES  
COMMUNITY CHILDREN'S SHELTER  
COMMUNITY DEVELOPMENT SUPPORT ASSOCIATION  
COPE, INC.  
COUNSELING CENTER OF S.E. OKLAHOMA  
DRUG RECOVERY, INC.  
EAGLE RIDGE INSTITUTE  
EDMOND FAMILY SERVICES, INC.  
GATEWAY TO PREVENTION/RECOVERY  
GREAT PLAINS YOUTH & FAMILY SERVICES, INC.  
HOMINY HEALTH SRVCS CTR INC.  
HOUSE OF HOPE INC  
HUMAN SKILLS & RESOURCES  
INDIAN HEALTH CARE RESRCE CTR  
KIAMICHI COUNCIL ON ALCOHOLISM  
LATINO COMMUNITY DEV. AGENCY  
LEFLORE CO. YOUTH/FAMILY SERVICES, INC.  
LIFE IMPROVEMENT CENTER  
LOGAN COUNTY YOUTH & FAMILY SERVICES, INC.  
MARIE DETTY YOUTH SVC CTR  
METRO TULSA SUBSTANCE ABUSE SERVICE  
MONARCH, INC.  
MOORE ALC/DRUG CTR  
MUSKOGEE COUNTY COUNCIL OF YOUTH SERVICES  
N.E. OK COUNCIL ON ALCOHOLISM  
NATIVE AMERICAN CENTER OF RECOVERY  
NEW DIRECTIONS

**AGENCY TYPE****AGENCY NAME**

---

NEW HOPE OF MANGUM  
NORMAN AL/DRUG TREATMENT CTR  
NORMAN ALCOHOL INFORMATION CTR  
NW SUBSTANCE TREATMENT CNTR  
OPPORTUNITIES, INC., CDTC  
PAYNE CO COUNSELING SVC, INC.  
PAYNE COUNTY DRUG COURT, INC.  
RIVERSIDE COUNSELING  
ROADBACK, INC.  
ROGERS COUNTY DRUG ABUSE  
S.W. YOUTH & FAMILY SERVICES  
SECOND CHANCE CDU  
STARTING POINT II, INC.  
STREET SCHOOL INC  
THE BROWN SCHOOLS OF OKLAHOMA, INC  
THE LASTSTOP  
THE NEXT STEP NETWORK, INC.  
THE OAKS REHAB. SERVICES CTR  
THE REFERRAL CENTER  
TOTAL LIFE COUNSELING  
TRI-CITY YOUTH & FAMILY CENTER  
TRI-CITY SUBSTANCE ABUSE CTR  
TURNING POINT  
TWELVE & TWELVE, INC  
VINITA AL/DG TREATMENT CTR

**ODMHSAS**

Refers to the Oklahoma Department of Mental Health and Substance Abuse Services.

**Other Indicators**

There are several groups of clients that are of special interest because they have special treatment needs, state or federal requirements regarding their placement or the services they receive, or because they are part of a priority population. The definitions of these groups and criteria for their selection are provided below:

- **Custody of DHS**

The client, 18 years of age or younger, is in the custody of the Department of Human Services.

- **Custody of DOC**

The client is in the custody of the Department of Corrections. Clients under house arrest, electronic monitoring, or in prison are all considered to be in the custody of DOC. Clients on probation or parole are not.

- **Custody of OJA**

The client, 18 years of age or younger, is in the custody of the Office of Juvenile Affairs.

- **Deaf and Hearing Impaired**

Clients who are deaf, hard of hearing, or indicated the need for an interpreter for the deaf were grouped to form the Deaf and Hearing Impaired category.

- **Homeless**

A homeless person under ICIS criteria is a person who: (a) lacks a fixed, regular and adequate night time residence AND (b) has a primary night time residence that is a supervised publicly or privately operated shelter designed to provide temporary living accommodations including welfare hotels, congregate shelters, halfway houses, and transitional housing for the mentally ill; or an institution that provides a temporary residence for individuals intended to be institutionalized; or a public or private place not designed for, or ordinarily used as, a regular sleeping accommodation for human beings, not limited to people living on the streets. Individuals are considered homeless if they have lost their permanent residence, and are temporarily living in a shelter to avoid being on the street. Prisoners being released or in the custody of a correctional facility are not considered homeless at the time of admission for treatment. The definition also excludes persons in a hospital, residential care facility, commercial hotel/motel, supervised apartment, or living with parent/other relative (even if only temporarily). The definition does include domestic violence and sexual assault shelters, as the persons have fled a residence that is not adequate (i.e., not safe).

- **Legal Status**

Legal Status has three categories; Voluntary, Civil Involuntary, and Criminal Involuntary. The categories of legal status (with ICIS codes) are as follows:

**Voluntary.** These clients enter treatment voluntarily and are coded Voluntary Admission (01), Court Voluntary (02), Informal Admission (16), or Other (18).

**Civil Involuntary.** These clients are required by the court system to receive services, even though they may be reluctant. They are coded Court Commitment (03), Order of Detention (06), Juvenile Court Order (07), Transfer – Other Legal Entity (08), Court Ordered Juveniles in Need of Treatment, DHS given custody (10), Court Ordered Juveniles in Need of Treatment Parental Custody Retained (11), Emergency Detention (12), Continued Court Detention (13), 28-Day Court Commitment (14), or Protective Custody (17).

**Criminal Involuntary.** These clients are required to receive services because they have been accused of or have committed a crime. Codes include the following; Incompetent to Stand Trial (04), Not Guilty by Reason of Insanity (05), Court Order for Observation and Evaluation (09), Court Referred DUI Clients (15), Criminal Hold (20), or Court Commit with Hold (21).

- **Adults with Serious Mental Illness (SMI)**

SMI denotes clients who have been identified **at any time** as having a serious mental illness using the formal ODMHSAS definition. According to this definition, an Adult with a Serious Mental Illness must be an individual 18 years of age or older.

- **Children with a Serious Emotional Disturbance (SED)**

SED refers to children who meet departmental criteria for having a Serious Emotional Disturbance.

- **Any Alcohol/Drug Problem**

A substance abuse client is one who has one or more DSM-IV Axis I primary, secondary or tertiary diagnoses from categories 1.a. or 1.b. (in the Dual Diagnosis definition below) or one or more ICIS Substance Abuse Related Problems (710-731, 741-743). Clients identified only as co-dependents are not identified as substance abusers.

- **Dual Diagnosis Client**

A dual diagnosis client is one who meets the criteria for having a substance abuse diagnosis from categories 1.a. or 1.b. below and meets the criteria for a mental illness based on one or more DSM-IV Axis II primary, secondary, or tertiary diagnoses from categories 2.a. through 2.e. below.

1.a. Psychoactive Substance Induced Organic Disorders: 291.0-291.8, 292.0-292.83, 292.89-282.99

- b. Psychoactive Substance Use Disorders: 303.0-305.99.
- 2.a. Schizophrenia: 295.10, 295.20, 295.30, 295.40, 295.60, 295.70, 295.90
- b. Delusional (Paranoid) Disorder: 297.1
- c. Other Psychotic Disorders: 295.40, 295.70, 297.3, 298.8, 298.9, 297.1, 297.3
- d. Mood Disorders: 296.20-296.7
- e. Borderline Personality Disorder: 301.83

▪ **Indigent**

A person whose applicable income falls at or below 200% of the Federal Poverty Level is considered indigent. To determine whether the client was indigent, the household gross annual income must have been reported. The ODMHSAS eligibility criteria for indigence are based on the weighted average poverty thresholds provided annually by the U. S. Department of Commerce. The following table presents the threshold levels for FY02.

**Oklahoma Department of Mental Health and Substance Abuse Services**  
**Eligibility Criteria**  
**Indigence Threshold**  
**(200% of Federal Poverty Guideline)**

Number of Persons in Household	Household Gross Annual Income
1	\$17,180
2	\$23,220
3	\$29,260
4	\$35,300
5	\$41,340
6	\$47,380
7	\$53,420
8	\$59,460
9 or more	Add \$ 6,040 to \$59,460 for each additional person

## Presenting Problem/Diagnosis

Categories for this variable are based on the DSM-IV primary diagnosis or primary presenting problem. If the admitting agency has clinicians qualified to make a diagnosis, the diagnosis is used, otherwise, a presenting problem is used to define a client's category.

Categories	Codes
<b>Developmental Disorders</b>	
DSM-IV Codes:	302.5-302.69, 302.85, 307-307.39, 307.5-307.99, 309.21, 312-312.29, 312.9-313.21, 313.81-313.89, 314-314.99, 315-319.99, 299-299.99
Presenting Problems:	210, 240
<b>Non Alcohol/Drug Related Organic</b>	
DSM-IV Codes:	290-290.99, 293-293.83, 294-294.80, 310-310.10
<b>Alcohol Abuse</b>	
DSM-IV Codes:	291-291.99, 293.9, 303-303.99, 305-305.02
Presenting Problems:	741, 710, 711
<b>Other Substance Abuse</b>	
DSM-IV Codes:	305.1-305.99, 292-292.99, 304-304.99
Presenting Problems:	742, 743, 744, 720-731
<b>Schizophrenia</b>	
DSM-IV Codes:	295 (excluding 295.4, 295.7)
<b>Other Psychotic</b>	
DSM-IV Codes:	297-298.9, 295.40, 294.9, 295.70
Presenting Problems:	510-530, 650
<b>Mood Disorders</b>	
DSM-IV Codes:	296-296.99 301.13, 300.4-300.49, 293.89, 311-311.99
Presenting Problems:	500-503

Categories	Codes
<b>Other Non-Psychotic</b>	
DSM-IV Codes:	300-300.39, 300.6-300.99, 302-302.49, 302.7-302.84, 302.89-302.99, 307-4-307.49, 307.8, 312.8, 308.3-309.19, 309.23-309.99, 312.3, 316-316.99, 780.50
<b>Personality Disorders</b>	
DSM-IV Codes:	301-301.9
<b>Social Conditions</b>	
DSM-IV Codes:	V40.00-V40.60, V61-V71.02, 955.5-995.81
Presenting Problems:	740, 450, 620-632, 311-420
<b>Deferred/No Diagnosis</b>	
DSM-IV Codes:	799.9-799.90, V71.09
Presenting Problems:	110, 130

## Race

Clients who selected more than one category from the choices below, indicating their race, are grouped in the Two or More Races category. The Unknown category was utilized to group Clients who made no selection from the choices below indicating their race.

The following groupings are used for reporting race:

- White
- Black
- Native American
- Hispanic
- Asian
- Two or More Races
- Unknown

## Units of Service: Day and Hourly

The time provider agency staff spend delivering services to or for service recipients is reported in days, parts of days or minutes (summed to hours). Following is a list of codes and descriptions for services funded by DMHSAS in FY02.



Services	Category	Code	Description
Day	Crisis Stabilization	002E	Crisis Stabilization
	Detoxification	002B	Detoxification
		001B	Medical Detoxification
		002C	Non-medical Detoxification (social)
		002K	Non-medical Detoxification
	Housing	003M	Dependent Children Of Substance Abuse in Halfway House
		003N	Dependent Children Of Substance Abuse In Residential Treatment
		003G	Domestic Violence Residential Shelter For Primary Victims
		003H	Domestic Violence Residential Shelter For Dependents
		003P	Enhanced Residential Care
		004E	Family Self Sufficiency Program
		003B	Halfway House
		003A	Halfway House Services for Pregnant and Postpartum Women
		003S	Halfway House Services for Women with Dependent Children
		003T	Halfway House Service for Dually Diagnosed
		003Y	Halfway House Services for Adolescents
		003C	Independent Living Training Program
		003V	Permanent Congregate Housing with Onsite Support
		003Z	Permanent Congregate House
		003K	Residential Care
		003Q	Safe Haven
		003I	Short-term Emergency Shelter
		003F	Sponsored Family Program
		003J	Sponsored Housing Program
		003E	Supervised Housing
	003R	Transitional Living	
	Inpatient	001D	Acute Inpatient
		001C	Acute Medical Care
		001A	Intermediate Inpatient
	Residential Treatment	002Q	Enhanced Residential Treatment - Mental Health
		002N	Intensive Residential Substance Abuse Treatment
		002R	Intensive Residential Treatment
		002P	Intensive Residential Treatment - Mental Health
		002A	Residential Treatment (Substance Abuse & Mental Health)

<b>Services</b>	<b>Category</b>	<b>Code</b>	<b>Description</b>
		002G	Residential Treatment for Adolescents
		002H	Residential Treatment for Women with Dependent Children
		002J	Residential Treatment Dually Diagnosed
		002S	Residential Treatment
		002M	Services to Dependent Children of Substance Abuse Clients in Residential Treatment
<b>Hourly</b>			
	Evaluation/Assessment		
		106	Clinical Testing
		100	Competency Evaluation
		102	Court Related Evaluation
		309	Drug Screening
		104	DUI Assessment
		110	Evaluation and Assessment
		101	Evaluation/assessment
		107	Group Assessment
		138	Institution Based SA Screening
		105	Referral
		300	Treatment Plan Review
		400	Treatment Planning
	Counseling		
		590	Divorce Visitation Arbitration Services
		132	Family/marital
		137	Family/Marital Counseling (Mental Health Professional)
		131	Group Counseling
		136	Group Counseling (Mental Health Professional)
		135	Individual Counseling (Mental Health Professional)
		130	Individual Counseling
		241	Peer Counseling
		249	Staff Time Providing Support Group Service (Project Heartland)
	Crisis Intervention		
		133	Crisis Intervention Counseling
		134	Crisis Intervention Telephone
		120	Emergency/Crisis (face/face)
		121	Emergency/Crisis (telephone)
		123	Mobile Crisis Service
	Case Management		
		212	Case Management
		225	Case Management
		226	Case Management
		852	Case Management & Home-based Travel
		204	Client Advocacy
		207	Home-based Services
		213	Intensive Case Management

<b>Services</b>	<b>Category</b>	<b>Code</b>	<b>Description</b>
	Physician/Lab Services	301	Laboratory
		305	Medical Review
		308	Medication Delivery
		304	Pharmacological Management
	Other Day Services	004C	Day School/6 Hours
		434	Intensive Outpatient Services- Group
		433	Intensive Outpatient Services- Individual
	Other Outpatient Services	214	Assertive Community Treatment
		500	Consultation
		109	Court Related Services
		210	Disaster Support Service
		501	Education
		190	Gate-keeping
		191	Gate-keeping Extension
		565	Institution-based Substance Abuse Treatment
		571	PACT Client Support
		252	PACT Timeline Development
		506	Sexual Assault Nurse Examiner (SANE) Training
		504	System Support
		503	Training
		505	Treatment Team Meeting
	Outreach	551	Community Outreach
		553	Community Outreach to Children
		552	Intensive Outreach to Children
		550	Outreach
		561	Prevention Type Activities
		560	Substance Abuse Early Intervention
	Rehabilitation	203	Client Education
		242	Consumer Drop-in Center
		430	Day Treatment Hourly
		217	Group Rehabilitative Treatment
		216	Individual Rehab Treatment
		431	Psycho-social Hourly
		205	Resource Skills Development
		251	Resource Skills Development by Peers
		224	Substance Abuse Dx\Prob-Related Education (Family)
		219	Substance Abuse Dx\Prob-Related Education (Group)
		218	Substance Abuse Dx\Prob-Related Education (Individual)
		211	Substance Abuse Dx\Prob-Related Education
		202	Socialization

<b>Services</b>	<b>Category</b>	<b>Code</b>	<b>Description</b>
	Vocational	243	Employment Training
		570	Job Retention Support
		245	Pre-vocational
		244	Vocational Training

**Various Categories:**

In response to many special report requests in past years, the special reports table was generated to address the majority of those requests.

## **Description of Sections and Tables**

---

The Data Book consists of two sections. The first section displays Counts of Admitted Clients Served by Funding Source for Sex, Age, Race, Presenting Problem/Diagnosis, County of Residence, and Other Indicators. The second section presents Counts of Day and Hourly Units of Service by Funding Source for Admitted Clients and Contacts. Each section contains six tables presenting data for 1) Statewide Total, 2) Agency, 3) Agency Type, 4) Count of Residence, 5) Planning Area, and 6) Various Categories.

### **Section One: Admitted Clients Served by Funding Source**

Admitted Clients Served are clients who have an admission transaction in the ICIS before or during the report year and had received a service during the report year. For this section, they are counted only once in the total for each level of aggregation or category in which they appear. This is called an unduplicated count. For example, a client may receive services at one hospital and then receive services at another hospital in the same year. This client would be counted twice (once at each hospital) in the agency report, but only once in the agency type and statewide tables. Because information such as age and sex should remain constant (except for data entry errors), counts for categories of these variables will sum to the total clients served on each table. Variables that might change from admission at one facility to admission at another or over time, (e.g., legal status, diagnosis, and target population) can be counted in more than one category and should not be summed.

This section shows only clients who were admitted for services and excludes contacts. It enumerates admitted clients, but further limits the counts to specific subgroups of the client population. Each individual counted has received a service at some time during the year regardless of the year he/she was admitted. Clients are grouped by frequently referenced demographics: Sex, Age, Race, Presenting Problem/Diagnosis, County of Residence, and Other Indicators. A client may be in more than one of these groups, or a client's group may change during the year. As a result, the sum of target populations exceeds the total number served. However, for any given population, the age, race, and sex, which do not change (age is calculated as of a single point in time), are unduplicated counts and should equal the total.

## **Section Two: Units of Service by Funding Source**

This section helps to quantify the Department's impact on the community by reporting the total number of individuals identified as receiving a service during the fiscal year. It also presents Summaries for all types of services funded through the ODMHSAS.

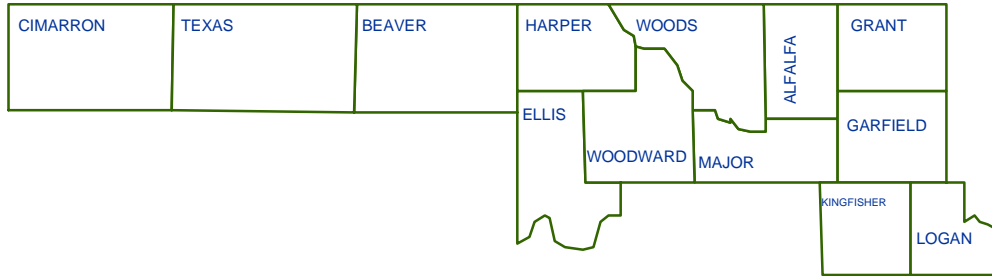
Individuals are counted as contacts when they call or visit an agency, but are not admitted. In general, a person can be reported as a contact twice at the same agency within a twelve-month period, but services are not given a third time without an admission. A client can also seek services at another agency and be counted as a contact there. In the Data Book report, an agency's contact counts exclude individuals who are subsequently admitted there. Additionally, two types of contacts are excluded from counts: Emergency Contacts and Group Contacts. In these cases, individuals are not identified and their addition would likely produce duplicated counts. However, the services to those individuals are reported.

---

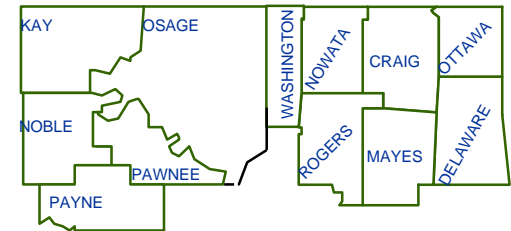
OKLAHOMA DEPARTMENT OF MENTAL HEALTH  
AND SUBSTANCE ABUSE SERVICES

# Planning Areas

Northwest



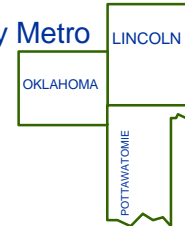
Northeast



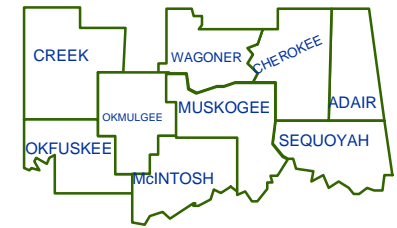
Tulsa Metro



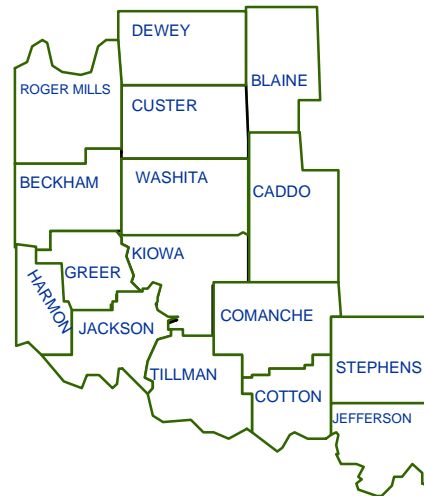
Oklahoma City Metro



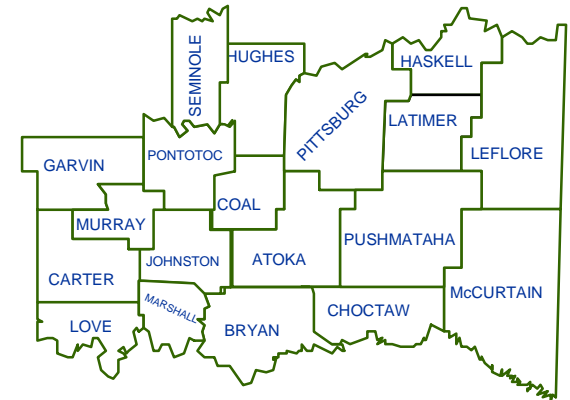
East Central



Central



Southwest



Southeast