

data

BOOK FOR FISCAL YEAR 2000

Section Two:
Units of Service by Funding
Source

Table 12. Counts of Day and
Hourly Services Provided for
Various Categories

DATA BOOK FOR FISCAL YEAR 2000

Published by

Oklahoma Department of Mental Health and Substance Abuse
Services

Prepared by

Ali Akour, Ph.D.

Data Analyst, Evaluation and Data Analysis Section
Decision Support Services

2002

Terry Cline, Ph.D., Commissioner
Steve Davis, Ph.D., Director of Decision Support Services
Mark Reynolds, Ed. D., Evaluation & Data Analysis Data Projects Manager

Public Domain Notice

The Data Book for Fiscal Year 2000 is in the public domain and may be reproduced or copied without permission from the Oklahoma Department of Mental Health and Substance Abuse Services. However, this publication may not be reproduced or distributed for a fee without the specific, written authorization of Oklahoma Department of Mental Health and Substance Abuse Services. Citation of the source is appreciated.

Electronic Access to Publication

This publication is available on the World Wide Web at:
<http://www.odmhsas.org/specialreports.htm>

How to Contact Us

Oklahoma Department of Mental Health and Substance Abuse Services
Evaluation and Data Analysis Section
P.O. Box 53277
Oklahoma City, OK 73152-3277
(405) 522-3813

Contents

Introduction

Section One: Admitted Clients Served by Funding Source

- Table 1. Counts of Admitted Clients Served for **Statewide Total**
- Table 2. Counts of Admitted Clients Served for each **Agency**
- Table 3. Counts of Admitted Clients Served for each **Agency Type**
- Table 4. Counts of Admitted Clients Served for each **County of Residence**
- Table 5. Counts of Admitted Clients Served for each **Planning Area**
- Table 6. Counts of Admitted Clients Served for **Various Categories**

Section Two: Units of Service by Funding Source

- Table 7. Counts of Day and Hourly Services Provided for **Statewide Total**
- Table 8. Counts of Day and Hourly Services Provided for each **Agency**
- Table 9. Counts of Day and Hourly Services Provided for each **Agency Type**
- Table 10. Counts of Day and Hourly Services Provided for each **County of Residence**
- Table 11. Counts of Day and Hourly Services Provided for each **Planning Area**
- Table 12. Counts of Day and Hourly Services Provided for **Various Categories**

Appendix

Definitions of Terms and Categorization Variables

Descriptions of Sections and Tables

Map of Planning Areas

DATA BOOK FOR FISCAL YEAR 2000

Introduction

Prior to Fiscal Year 1999, any client seen at an Oklahoma Department of Mental Health and Substance Abuse Services (ODMHSAS) contracted facility was reported, regardless of who paid for the service. Starting with Fiscal Year 1999, only clients funded in full or in part by ODMHSAS were reported. Therefore, previous years' reported client counts will be larger than in following years.

During the Fiscal Year 2000, the State of Oklahoma expenditures on community mental health services, inpatient facilities, substance abuse services, domestic violence/sexual assault services, and departmental management amounted to approximately \$159 million dollars. An unduplicated total of approximately 79,700 recipients were served system-wide in FY 2000. The unduplicated total of 79,700 recipients consists of 56,545 recipients that were admitted and served and 19,155 recipients that were contacts. The Data Book report is generated to provide basic information about these recipients and services they received for policy makers, interest groups, and others working to improve the quality of life for those in need.

The Data Book report is produced by the Evaluation and Data Analysis Section of the Decision Support Services Division at the Oklahoma Department of Mental Health and Substance Abuse Services (ODMHSAS). The report summarizes demographic information and services for clients served in agencies operated by or funded through ODMHSAS. To create the Data Book report, data are extracted from the ODMHSAS Integrated Client Information System (ICIS). ICIS contains demographic and service information about service recipients and agencies.

To meet the specific needs of a variety of entities, the Data Book report consists of two separate sections: Admitted Clients Served by Funding Source; Units of Service by Funding Source. The sections are then divided into tables and each table presents a different view of the data. Definitions of terms and a Map of Planning Areas are also provided.

Oklahoma Department of Mental Health and Substance Abuse Services

Counts of Day and Hourly Services Provided by Funding Source for Various Categories During FY 2000 Age: < 18

	Number of Clients/Contacts	Units of Service by Funding Source					
		Mental Health	Substance Abuse	Domestic Violence	Residential Care	Medicaid	Other
Admitted Clients							
Day Services							
Crisis Stabilization	16	30	0	0	0	2	0
Detox	14	0	67	0	0	0	0
Housing	2,294	3,159	8,855	39,655	61	0	0
Inpatient Hospitalization	293	772	0	0	0	4,421	2,809
Residential Treatment	456	0	24,733	0	0	0	28
Total	2,995	3,961	33,655	39,655	61	4,423	2,837
Hourly Services							
Assessment	4,213	1,549	2,116	1,084	0	833	926
Case Management	1,899	2,892	823	2,395	0	350	426
Counseling	4,857	10,086	12,071	9,463	0	6,733	12,702
Crisis Intervention	759	174	86	479	0	29	106
Other Day Services	36	0	14,665	0	0	0	0
Other Outpatient	171	1,079	0	5	0	48	10
Physician, Lab and Related Services	726	190	0	0	0	221	419
Rehabilitation	2,241	10,180	4,517	10,698	0	539	2,815
Total	7,711	26,150	34,278	24,124	0	8,753	17,404

Oklahoma Department of Mental Health and Substance Abuse Services

Counts of Day and Hourly Services Provided by Funding Source for Various Categories During FY 2000

Age: 12 to 17

	Number of Clients/Contacts	Units of Service by Funding Source					
		Mental Health	Substance Abuse	Domestic Violence	Residential Care	Medicaid	Other
Admitted Clients							
Day Services							
Crisis Stabilization	13	26	0	0	0	2	0
Detox	14	0	67	0	0	0	0
Housing	337	1,777	2,402	5,291	61	0	0
Inpatient Hospitalization	246	728	0	0	0	3,389	2,292
Residential Treatment	299	0	14,385	0	0	0	28
Total	865	2,531	16,854	5,291	61	3,391	2,320
Hourly Services							
Assessment	1,849	817	1,225	246	0	439	464
Case Management	607	1,667	602	514	0	145	243
Counseling	2,124	5,272	10,589	1,908	0	2,553	5,493
Crisis Intervention	319	127	83	101	0	17	48
Other Day Services	36	0	14,665	0	0	0	0
Other Outpatient	66	296	0	3	0	34	8
Physician, Lab and Related Services	369	97	0	0	0	117	165
Rehabilitation	775	4,898	4,238	755	0	255	1,671
Total	3,127	13,173	31,400	3,527	0	3,560	8,090

Oklahoma Department of Mental Health and Substance Abuse Services

Counts of Day and Hourly Services Provided by Funding Source for Various Categories During FY 2000

Age: 18 to 64

	Number of Clients/Contacts	Units of Service by Funding Source					
		Mental Health	Substance Abuse	Domestic Violence	Residential Care	Medicaid	Other
Admitted Clients							
Day Services							
Crisis Stabilization	4,501	17,776	2,172	0	0	1,510	187
Detox	3,018	0	14,218	0	0	0	77
Housing	4,420	72,609	46,939	38,626	263,670	31	50
Inpatient Hospitalization	5,262	98,502	0	0	0	3,039	55,795
Residential Treatment	3,323	3,799	87,975	0	0	2	12,093
Total	16,201	192,686	151,305	38,626	263,670	4,582	68,202
Hourly Services							
Assessment	27,501	14,142	15,106	5,351	0	6,004	5,541
Case Management	10,725	16,086	2,234	12,205	0	10,407	4,280
Counseling	26,279	53,082	235,797	52,161	0	59,467	38,379
Crisis Intervention	8,827	6,687	2,265	3,098	0	1,507	834
Other Day Services	12	0	2,296	0	0	0	0
Other Outpatient	302	1,764	0	38	0	75	8
Physician, Lab and Related Services	14,224	11,267	176	0	0	6,000	5,551
Rehabilitation	11,204	292,278	34,351	11,487	0	596,214	74,507
Vocational	178	4,121	0	0	0	319	25
Total	39,780	399,426	292,223	84,340	0	679,992	129,126

Oklahoma Department of Mental Health and Substance Abuse Services
Counts of Day and Hourly Services Provided by Funding Source for Various Categories During FY 2000
Age: 55 or older

	Number of Clients/Contacts	Units of Service by Funding Source					Medicaid	Other
		Mental Health	Substance Abuse	Domestic Violence	Residential Care			
Admitted Clients								
Day Services								
Crisis Stabilization	264	1,138	70	0	0	100	13	
Detox	94	0	427	0	0	0	3	
Housing	413	6,235	1,451	962	86,342	0	40	
Inpatient Hospitalization	446	8,638	0	0	0	449	13,062	
Residential Treatment	82	523	2,053	0	0	0	1,726	
Total	1,119	16,534	4,001	962	86,342	549	14,844	
Hourly Services								
Assessment	3,298	1,253	377	119	0	1,722	773	
Case Management	1,457	2,453	128	315	0	2,331	1,007	
Counseling	2,930	7,020	9,903	2,089	0	28,599	3,526	
Crisis Intervention	573	483	71	76	0	155	84	
Other Day Services	1	0	20	0	0	0	0	
Other Outpatient	16	75	0	5	0	7	0	
Physician, Lab and Related Services	2,169	1,221	9	0	0	1,164	1,381	
Rehabilitation	1,590	69,072	907	207	0	142,448	16,474	
Vocational	19	239	0	0	0	82	3	
Total	4,692	81,817	11,415	2,811	0	176,507	23,248	

Oklahoma Department of Mental Health and Substance Abuse Services
Counts of Day and Hourly Services Provided by Funding Source for Various Categories During FY 2000
Age: 65 or older

	Number of Clients/Contacts	Units of Service by Funding Source					Medicaid	Other
		Mental Health	Substance Abuse	Domestic Violence	Residential Care			
Admitted Clients								
Day Services								
Crisis Stabilization	31	88	0	0	0	19	3	
Detox	12	0	51	0	0	0	0	
Housing	123	132	213	219	28,837	0	40	
Inpatient Hospitalization	107	2,266	0	0	0	432	4,224	
Residential Treatment	16	8	589	0	0	0	605	
Total	276	2,494	853	219	28,837	451	4,872	
Hourly Services								
Assessment	1,163	268	56	22	0	847	301	
Case Management	388	561	34	44	0	626	293	
Counseling	1,091	2,171	2,397	189	0	16,847	1,201	
Crisis Intervention	126	82	2	18	0	39	23	
Other Outpatient	6	24	0	3	0	2	0	
Physician, Lab and Related Services	526	125	2	0	0	244	509	
Rehabilitation	439	17,723	30	36	0	41,480	4,894	
Total	1,672	20,954	2,521	312	0	60,084	7,221	

Oklahoma Department of Mental Health and Substance Abuse Services

Counts of Day and Hourly Services Provided by Funding Source for Various Categories During FY 2000 Age: Under 21

	Number of Clients/Contacts	Units of Service by Funding Source					Medicaid	Other
		Mental Health	Substance Abuse	Domestic Violence	Residential Care			
Admitted Clients								
Day Services								
Crisis Stabilization	329	1,218	141	0	0	51	10	
Detox	225	0	861	0	0	0	5	
Housing	2,580	5,026	12,142	42,668	3,721	31	0	
Inpatient Hospitalization	664	4,089	0	0	0	7,038	3,730	
Residential Treatment	738	33	33,376	0	0	1	366	
Total	4,171	10,366	46,519	42,668	3,721	7,121	4,111	
Hourly Services								
Assessment	5,914	2,445	3,411	1,775	0	1,077	1,300	
Case Management	2,432	3,426	1,088	3,380	0	465	512	
Counseling	6,522	12,674	23,268	12,742	0	7,343	14,582	
Crisis Intervention	1,304	559	210	697	0	62	145	
Other Day Services	40	0	16,735	0	0	0	0	
Other Outpatient	183	1,128	0	5	0	81	15	
Physician, Lab and Related Services	1,181	535	6	0	0	307	519	
Rehabilitation	2,809	17,742	7,311	11,669	0	3,294	5,698	
Vocational	5	136	0	0	0	0	0	
Total	10,222	38,644	52,027	30,267	0	12,630	22,771	

Oklahoma Department of Mental Health and Substance Abuse Services
Counts of Day and Hourly Services Provided by Funding Source for Various Categories During FY 2000
Any Substance Abuse Problems

	Number of Clients/Contacts	Units of Service by Funding Source					Medicaid	Other
		Mental Health	Substance Abuse	Domestic Violence	Residential Care			
Admitted Clients								
Day Services								
Crisis Stabilization	2,623	9,861	2,149	0	0	549	103	
Detox	3,038	0	14,336	0	0	0	77	
Housing	1,393	25,174	49,280	6,055	15,273	31	90	
Inpatient Hospitalization	3,060	47,586	0	0	0	2,892	19,917	
Residential Treatment	3,569	1,756	101,786	0	0	1	7,625	
Total	10,571	84,377	167,552	6,055	15,273	3,473	27,812	
Hourly Services								
Assessment	12,813	5,347	15,781	411	0	1,695	1,967	
Case Management	3,507	6,035	2,721	926	0	3,057	991	
Counseling	12,697	18,207	239,700	4,713	0	16,651	21,406	
Crisis Intervention	3,703	2,713	2,230	229	0	541	353	
Other Day Services	48	0	16,961	0	0	0	0	
Other Outpatient	26	35	0	13	0	36	0	
Physician, Lab and Related Services	4,755	4,085	174	0	0	1,340	1,353	
Rehabilitation	4,871	80,676	38,416	2,928	0	124,835	22,036	
Vocational	65	1,570	0	0	0	155	18	
Total	18,845	118,667	315,982	9,221	0	148,309	48,124	

Oklahoma Department of Mental Health and Substance Abuse Services
Counts of Day and Hourly Services Provided by Funding Source for Various Categories During FY 2000
Crisis Stabilization

	Number of Clients/Contacts	Units of Service by Funding Source					
		Mental Health	Substance Abuse	Domestic Violence	Residential Care	Medicaid	Other
Admitted Clients							
Day Services							
Crisis Stabilization	4,548	17,894	2,172	0	0	1,530	189
Housing	90	3,001	0	0	0	0	0
Inpatient Hospitalization	249	3,705	0	0	0	43	122
Total	4,548	24,600	2,172	0	0	1,573	311
Hourly Services							
Assessment	1,100	831	355	0	0	202	281
Case Management	535	1,322	452	0	0	309	134
Counseling	748	2,183	2,014	0	0	1,533	254
Crisis Intervention	2,137	2,545	859	0	0	330	3
Other Outpatient	1	0	0	0	0	4	0
Physician, Lab and Related Services	698	673	51	0	0	173	14
Rehabilitation	494	21,908	0	0	0	21,136	439
Vocational	21	645	0	0	0	0	0
Total	2,510	30,106	3,730	0	0	23,687	1,125

Oklahoma Department of Mental Health and Substance Abuse Services

Counts of Day and Hourly Services Provided by Funding Source for Various Categories During FY 2000

Current Residence: Residential Care Facility

	Number of Clients/Contacts	Units of Service by Funding Source					
		Mental Health	Substance Abuse	Domestic Violence	Residential Care	Medicaid	Other
Admitted Clients							
Day Services							
Crisis Stabilization	102	380	25	0	0	231	4
Detox	6	0	27	0	0	0	2
Housing	1,081	7,578	523	143	236,168	0	0
Inpatient Hospitalization	196	6,093	0	0	0	377	6,176
Residential Treatment	33	884	898	0	0	0	1,739
Total	1,289	14,935	1,473	143	236,168	608	7,921
Hourly Services							
Assessment	1,099	310	154	0	0	507	230
Case Management	411	382	79	2	0	833	364
Counseling	644	495	646	23	0	4,043	382
Crisis Intervention	148	118	11	6	0	98	27
Other Outpatient	1	0	0	0	0	0	3
Physician, Lab and Related Services	851	222	3	0	0	752	385
Rehabilitation	996	86,539	14	3	0	240,808	14,380
Vocational	6	132	0	0	0	0	0
Total	1,415	88,197	906	33	0	247,041	15,772

Oklahoma Department of Mental Health and Substance Abuse Services
Counts of Day and Hourly Services Provided by Funding Source for Various Categories During FY 2000
Custody of: DHS

	Number of Clients/Contacts	Units of Service by Funding Source					
		Mental Health	Substance Abuse	Domestic Violence	Residential Care	Medicaid	Other
Admitted Clients							
Day Services							
Crisis Stabilization	2	3	0	0	0	0	0
Housing	60	453	2,216	494	1,463	0	0
Inpatient Hospitalization	59	4	0	0	0	1,608	429
Residential Treatment	63	0	4,634	0	0	0	0
Total	178	460	6,850	494	1,463	1,608	429
Hourly Services							
Assessment	437	174	511	22	0	212	85
Case Management	217	303	140	72	0	222	19
Counseling	418	816	780	499	0	2,753	423
Crisis Intervention	34	23	4	10	0	8	4
Other Outpatient	5	13	0	0	0	10	0
Physician, Lab and Related Services	75	7	0	0	0	53	11
Rehabilitation	123	553	63	180	0	1,331	20
Total	672	1,889	1,497	784	0	4,587	561

Oklahoma Department of Mental Health and Substance Abuse Services
Counts of Day and Hourly Services Provided by Funding Source for Various Categories During FY 2000
Custody of: DOC

	Number of Clients/Contacts	Units of Service by Funding Source					
		Mental Health	Substance Abuse	Domestic Violence	Residential Care	Medicaid	Other
Admitted Clients							
Day Services							
Crisis Stabilization	54	194	82	0	0	3	3
Detox	80	0	419	0	0	0	0
Housing	35	471	409	65	1,005	0	0
Inpatient Hospitalization	29	613	0	0	0	114	56
Residential Treatment	83	33	1,951	0	0	0	91
Total	260	1,311	2,861	65	1,005	117	150
Hourly Services							
Assessment	1,230	248	2,393	22	0	46	65
Case Management	148	150	133	23	0	83	11
Counseling	1,504	707	98,033	315	0	593	788
Crisis Intervention	122	69	89	10	0	9	18
Other Day Services	2	0	51	0	0	0	0
Other Outpatient	1	7	0	0	0	0	0
Physician, Lab and Related Services	154	127	2	0	0	36	21
Rehabilitation	434	1,354	25,662	6	0	2,538	503
Total	1,807	2,662	126,361	375	0	3,304	1,406

Oklahoma Department of Mental Health and Substance Abuse Services
Counts of Day and Hourly Services Provided by Funding Source for Various Categories During FY 2000
Custody of: OJA

	Number of Clients/Contacts	Units of Service by Funding Source					
		Mental Health	Substance Abuse	Domestic Violence	Residential Care	Medicaid	Other
Admitted Clients							
Day Services							
Crisis Stabilization	2	3	0	0	0	0	1
Housing	13	75	412	0	212	0	0
Inpatient Hospitalization	32	10	0	0	0	853	37
Residential Treatment	28	0	2,070	0	0	0	0
Total	67	88	2,482	0	212	853	38
Hourly Services							
Assessment	104	20	119	1	0	28	15
Case Management	37	38	50	6	0	50	1
Counseling	98	57	704	11	0	260	23
Crisis Intervention	5	2	1	0	0	1	1
Physician, Lab and Related Services	42	5	0	0	0	49	1
Rehabilitation	17	170	17	0	0	163	3
Total	158	292	890	17	0	551	43

Oklahoma Department of Mental Health and Substance Abuse Services
Counts of Day and Hourly Services Provided by Funding Source for Various Categories During FY 2000
Deaf and Hearing Impaired

	Number of Clients/Contacts	Units of Service by Funding Source					
		Mental Health	Substance Abuse	Domestic Violence	Residential Care	Medicaid	Other
Admitted Clients							
Day Services							
Crisis Stabilization	11	62	0	0	0	6	0
Detox	2	0	7	0	0	0	0
Housing	15	384	249	92	1,554	0	0
Inpatient Hospitalization	41	1,372	0	0	0	234	455
Residential Treatment	8	20	88	0	0	0	28
Total	70	1,838	344	92	1,554	240	483
Hourly Services							
Assessment	155	60	13	17	0	80	33
Case Management	66	87	0	48	0	129	52
Counseling	136	239	638	68	0	971	202
Crisis Intervention	31	20	1	11	0	6	7
Physician, Lab and Related Services	85	50	0	0	0	44	51
Rehabilitation	59	2,147	4	6	0	5,362	592
Vocational	2	18	0	0	0	0	0
Total	213	2,620	656	150	0	6,592	936

Oklahoma Department of Mental Health and Substance Abuse Services
**Counts of Day and Hourly Services Provided by Funding Source for Various Categories During FY 2000
 Detox Services**

	Number of Clients/Contacts	Units of Service by Funding Source					Other
		Mental Health	Substance Abuse	Domestic Violence	Residential Care	Medicaid	
Admitted Clients							
Day Services							
Detox	3,044	0	14,336	0	0	0	77
Housing	92	0	4,929	0	0	0	0
Residential Treatment	386	0	7,545	0	0	0	712
Total	3,044	0	26,810	0	0	0	789
Hourly Services							
Assessment	135	0	244	0	0	0	5
Case Management	31	0	32	0	0	0	0
Counseling	128	0	1,561	0	0	0	6
Crisis Intervention	40	0	48	0	0	0	0
Rehabilitation	4	0	19	0	0	0	0
Total	248	0	1,902	0	0	0	11

Oklahoma Department of Mental Health and Substance Abuse Services

Counts of Day and Hourly Services Provided by Funding Source for Various Categories During FY 2000 Dual Diagnosis

	Number of Clients/Contacts	Units of Service by Funding Source					
		Mental Health	Substance Abuse	Domestic Violence	Residential Care	Medicaid	Other
Admitted Clients							
Day Services							
Crisis Stabilization	915	2,857	1,494	0	0	356	35
Detox	43	0	139	0	0	0	2
Housing	228	12,430	4,148	0	845	0	0
Inpatient Hospitalization	1,354	27,265	0	0	0	927	10,556
Residential Treatment	218	1,183	5,253	0	0	0	2,395
Total	2,206	43,735	11,034	0	845	1,283	12,988
Hourly Services							
Assessment	2,977	2,034	1,341	0	0	604	601
Case Management	1,453	2,474	1,066	0	0	1,668	668
Counseling	2,190	5,106	7,185	0	0	5,001	2,038
Crisis Intervention	1,328	1,140	955	0	0	323	123
Other Outpatient	11	11	0	0	0	30	0
Physician, Lab and Related Services	2,442	2,092	155	0	0	830	834
Rehabilitation	1,397	45,112	7	0	0	64,255	7,763
Vocational	41	998	0	0	0	68	2
Total	4,090	58,967	10,709	0	0	72,778	12,030

Oklahoma Department of Mental Health and Substance Abuse Services

Counts of Day and Hourly Services Provided by Funding Source for Various Categories During FY 2000

Ethnicity: Hispanic

	Number of Clients/Contacts	Units of Service by Funding Source					
		Mental Health	Substance Abuse	Domestic Violence	Residential Care	Medicaid	Other
Admitted Clients							
Day Services							
Crisis Stabilization	95	332	17	0	0	20	2
Detox	55	0	228	0	0	0	0
Housing	402	681	1,069	5,735	4,713	0	0
Inpatient Hospitalization	81	1,387	0	0	0	281	569
Residential Treatment	90	103	3,326	0	0	1	93
Total	676	2,503	4,639	5,735	4,713	302	664
Hourly Services							
Assessment	953	430	508	347	0	130	126
Case Management	445	499	102	1,181	0	220	95
Counseling	933	1,651	8,824	3,162	0	684	1,490
Crisis Intervention	298	114	61	183	0	22	8
Other Day Services	1	0	474	0	0	0	0
Other Outpatient	28	196	0	0	0	2	0
Physician, Lab and Related Services	288	238	1	0	0	38	38
Rehabilitation	420	5,222	1,436	1,528	0	4,345	598
Vocational	1	148	0	0	0	0	0
Total	1,558	8,497	11,405	6,402	0	5,439	2,354

Oklahoma Department of Mental Health and Substance Abuse Services

Counts of Day and Hourly Services Provided by Funding Source for Various Categories During FY 2000 Homeless

	Number of Clients/Contacts	Units of Service by Funding Source					
		Mental Health	Substance Abuse	Domestic Violence	Residential Care	Medicaid	Other
Admitted Clients							
Day Services							
Crisis Stabilization	744	3,482	518	0	0	99	28
Detox	408	0	2,113	0	0	0	0
Housing	1,648	14,878	9,581	28,165	10,710	0	40
Inpatient Hospitalization	484	8,015	0	0	0	420	6,211
Residential Treatment	344	97	12,775	0	0	0	208
Total	3,075	26,472	24,987	28,165	10,710	519	6,487
Hourly Services							
Assessment	1,709	771	450	1,411	0	162	233
Case Management	1,155	2,541	296	3,877	0	440	70
Counseling	1,542	886	4,642	10,186	0	922	964
Crisis Intervention	1,016	687	315	622	0	73	54
Other Outpatient	2	3	0	0	0	0	0
Physician, Lab and Related Services	677	548	39	0	0	297	516
Rehabilitation	1,043	11,677	73	5,820	0	11,647	1,907
Vocational	11	237	0	0	0	0	0
Total	2,855	17,349	5,815	21,916	0	13,541	3,744

Oklahoma Department of Mental Health and Substance Abuse Services

Counts of Day and Hourly Services Provided by Funding Source for Various Categories During FY 2000 Housing Services

	Number of Clients/Contacts	Units of Service by Funding Source					
		Mental Health	Substance Abuse	Domestic Violence	Residential Care	Medicaid	Other
Admitted Clients							
Day Services							
Crisis Stabilization	90	424	0	0	0	0	0
Detox	92	0	343	0	0	0	0
Housing	6,837	75,900	56,007	78,500	292,568	31	90
Inpatient Hospitalization	94	1,438	0	0	0	0	0
Residential Treatment	320	0	10,763	0	0	0	106
Total	6,837	77,762	67,113	78,500	292,568	31	196
Hourly Services							
Assessment	2,396	433	34	3,358	0	0	0
Case Management	2,209	1,698	0	10,927	0	2	0
Counseling	2,595	1,570	213	24,043	0	0	0
Crisis Intervention	1,533	444	5	1,752	0	0	0
Other Outpatient	2	10	0	0	0	0	0
Physician, Lab and Related Services	326	461	0	0	0	0	0
Rehabilitation	2,143	41,813	0	20,442	0	0	0
Vocational	61	1,545	0	0	0	0	0
Total	4,060	47,974	252	60,522	0	2	0

Oklahoma Department of Mental Health and Substance Abuse Services
Counts of Day and Hourly Services Provided by Funding Source for Various Categories During FY 2000
Inpatient Services

	Number of Clients/Contacts	Units of Service by Funding Source					Medicaid	Other
		Mental Health	Substance Abuse	Domestic Violence	Residential Care			
Admitted Clients								
Day Services								
Crisis Stabilization	249	1,269	0	0	0	14	6	
Housing	94	2,401	0	0	0	0	0	
Inpatient Hospitalization	5,662	101,540	0	0	0	7,892	62,828	
Residential Treatment	53	1,272	0	0	0	2	1,780	
Total	5,662	106,482	0	0	0	7,908	64,614	
Hourly Services								
Assessment	2,236	1,639	0	0	0	100	1,055	
Case Management	495	1,123	0	0	0	8	745	
Counseling	1,652	4,194	0	0	0	86	3,179	
Crisis Intervention	609	1,252	0	0	0	7	49	
Physician, Lab and Related Services	909	981	0	0	0	4	617	
Rehabilitation	461	16,305	0	0	0	567	6,331	
Vocational	4	68	0	0	0	0	0	
Total	2,901	25,563	0	0	0	772	11,975	

Oklahoma Department of Mental Health and Substance Abuse Services
Counts of Day and Hourly Services Provided by Funding Source for Various Categories During FY 2000
Outpatient Services

	Number of Clients/Contacts	Units of Service by Funding Source					
		Mental Health	Substance Abuse	Domestic Violence	Residential Care	Medicaid	Other
Admitted Clients							
Day Services							
Crisis Stabilization	2,510	8,364	1,864	0	0	1,161	71
Detox	248	0	1,180	0	0	0	11
Housing	4,060	44,907	1,954	74,604	0	31	0
Inpatient Hospitalization	2,901	40,371	0	0	0	1,190	18,566
Residential Treatment	764	1,413	21,802	0	0	2	2,488
Total	9,310	95,055	26,800	74,604	0	2,384	21,136
Hourly Services							
Assessment	32,877	15,960	17,278	6,457	0	7,684	6,768
Case Management	13,012	19,539	3,090	14,644	0	11,383	4,999
Counseling	32,227	65,339	250,264	61,812	0	83,047	52,282
Crisis Intervention	9,712	6,942	2,354	3,596	0	1,574	963
Other Day Services	48	0	16,961	0	0	0	0
Other Outpatient	479	2,867	0	46	0	124	18
Physician, Lab and Related Services	15,476	11,582	178	0	0	6,465	6,479
Rehabilitation	13,884	320,182	38,898	22,221	0	638,232	82,216
Vocational	178	4,121	0	0	0	319	25
Total	49,163	446,530	329,022	108,775	0	748,829	153,750

Oklahoma Department of Mental Health and Substance Abuse Services

Counts of Day and Hourly Services Provided by Funding Source for Various Categories During FY 2000

Race: American Indian

	Number of Clients/Contacts	Units of Service by Funding Source					Medicaid	Other
		Mental Health	Substance Abuse	Domestic Violence	Residential Care			
Admitted Clients								
Day Services								
Crisis Stabilization	329	1,177	137	0	0	160	17	
Detox	328	0	1,396	0	0	0	18	
Housing	657	2,683	5,140	9,909	14,962	0	0	
Inpatient Hospitalization	363	6,134	0	0	0	713	3,626	
Residential Treatment	475	378	12,809	0	0	0	1,186	
Total	1,846	10,372	19,482	9,909	14,962	873	4,847	
Hourly Services								
Assessment	2,389	803	1,597	606	0	505	472	
Case Management	872	729	289	1,654	0	621	242	
Counseling	2,612	3,174	24,036	6,561	0	5,250	4,213	
Crisis Intervention	774	415	158	382	0	110	98	
Other Day Services	7	0	2,029	0	0	0	0	
Other Outpatient	18	182	0	5	0	2	0	
Physician, Lab and Related Services	754	420	7	0	0	533	319	
Rehabilitation	1,163	10,811	4,101	2,888	0	34,154	3,946	
Vocational	5	61	0	0	0	7	0	
Total	3,843	16,594	32,216	12,095	0	41,180	9,290	

Oklahoma Department of Mental Health and Substance Abuse Services

Counts of Day and Hourly Services Provided by Funding Source for Various Categories During FY 2000

Race: Asian

	Number of Clients/Contacts	Units of Service by Funding Source					
		Mental Health	Substance Abuse	Domestic Violence	Residential Care	Medicaid	Other
Admitted Clients							
Day Services							
Crisis Stabilization	42	218	20	0	0	5	1
Detox	4	0	13	0	0	0	0
Housing	41	883	33	835	1,599	0	0
Inpatient Hospitalization	36	367	0	0	0	8	445
Residential Treatment	7	27	130	0	0	0	345
Total	104	1,495	196	835	1,599	13	791
Hourly Services							
Assessment	162	102	30	38	0	29	55
Case Management	109	228	23	143	0	125	50
Counseling	141	360	547	266	0	134	398
Crisis Intervention	52	66	6	18	0	5	14
Other Outpatient	3	13	0	0	0	0	0
Physician, Lab and Related Services	97	79	0	0	0	31	56
Rehabilitation	82	1,902	13	106	0	4,005	241
Vocational	1	3	0	0	0	0	0
Total	239	2,754	619	571	0	4,329	813

Oklahoma Department of Mental Health and Substance Abuse Services
Counts of Day and Hourly Services Provided by Funding Source for Various Categories During FY 2000
Race: Black

	Number of Clients/Contacts	Units of Service by Funding Source					
		Mental Health	Substance Abuse	Domestic Violence	Residential Care	Medicaid	Other
Admitted Clients							
Day Services							
Crisis Stabilization	674	2,956	333	0	0	222	41
Detox	559	0	3,213	0	0	0	2
Housing	1,083	13,932	7,738	13,508	46,143	0	77
Inpatient Hospitalization	672	25,518	0	0	0	662	9,823
Residential Treatment	462	433	17,295	0	0	0	2,301
Total	2,802	42,839	28,579	13,508	46,143	884	12,244
Hourly Services							
Assessment	3,998	1,559	2,998	738	0	894	640
Case Management	1,751	2,733	658	1,184	0	1,902	602
Counseling	3,367	4,512	42,060	5,547	0	8,726	6,625
Crisis Intervention	1,021	762	303	358	0	173	25
Other Day Services	5	0	1,516	0	0	0	0
Other Outpatient	39	111	0	0	0	34	0
Physician, Lab and Related Services	1,613	1,001	32	0	0	738	488
Rehabilitation	1,767	34,031	7,397	2,726	0	85,519	13,719
Vocational	18	267	0	0	0	0	9
Total	5,944	44,974	54,964	10,553	0	97,986	22,106

Oklahoma Department of Mental Health and Substance Abuse Services

Counts of Day and Hourly Services Provided by Funding Source for Various Categories During FY 2000

Race: Multiple

	Number of Clients/Contacts	Units of Service by Funding Source					
		Mental Health	Substance Abuse	Domestic Violence	Residential Care	Medicaid	Other
Admitted Clients							
Day Services							
Crisis Stabilization	122	519	11	0	0	47	1
Detox	84	0	342	0	0	0	0
Housing	406	781	1,282	6,284	6,146	0	0
Inpatient Hospitalization	102	735	0	0	0	485	591
Residential Treatment	115	0	4,155	0	0	0	47
Total	783	2,035	5,790	6,284	6,146	532	639
Hourly Services							
Assessment	1,062	425	666	325	0	156	113
Case Management	476	714	86	1,065	0	169	76
Counseling	1,125	1,457	11,873	2,778	0	1,435	1,848
Crisis Intervention	303	189	23	169	0	38	32
Other Outpatient	38	205	0	0	0	2	0
Physician, Lab and Related Services	288	227	3	0	0	57	32
Rehabilitation	483	4,984	694	2,194	0	4,646	744
Vocational	1	37	0	0	0	0	0
Total	1,736	8,238	13,343	6,532	0	6,502	2,845

Oklahoma Department of Mental Health and Substance Abuse Services

Counts of Day and Hourly Services Provided by Funding Source for Various Categories During FY 2000

Race: Other

	Number of Clients/Contacts	Units of Service by Funding Source					
		Mental Health	Substance Abuse	Domestic Violence	Residential Care	Medicaid	Other
Admitted Clients							
Day Services							
Housing	33	1,184	119	6	473	0	0
Residential Treatment	13	0	508	0	0	0	0
Total	45	1,184	627	6	473	0	0
Hourly Services							
Case Management	2	1	0	0	0	4	0
Counseling	2	0	0	0	0	10	8
Crisis Intervention	1	4	0	0	0	0	0
Physician, Lab and Related Services	1	0	0	0	0	4	0
Rehabilitation	3	13	0	0	0	124	2
Total	3	17	0	0	0	141	10

Oklahoma Department of Mental Health and Substance Abuse Services

Counts of Day and Hourly Services Provided by Funding Source for Various Categories During FY 2000

Race: White

	Number of Clients/Contacts	Units of Service by Funding Source					
		Mental Health	Substance Abuse	Domestic Violence	Residential Care	Medicaid	Other
Admitted Clients							
Day Services							
Crisis Stabilization	3,311	12,777	1,655	0	0	1,086	130
Detox	2,054	0	9,193	0	0	0	57
Housing	4,438	56,300	41,088	44,216	222,859	31	13
Inpatient Hospitalization	4,476	67,864	0	0	0	5,915	47,943
Residential Treatment	2,672	2,866	76,217	0	0	1	8,796
Total	13,836	139,807	128,153	44,216	222,859	7,033	56,938
Hourly Services							
Assessment	24,841	12,774	11,614	4,493	0	6,023	5,401
Case Management	9,630	14,908	2,005	9,938	0	8,459	3,953
Counseling	24,647	54,908	167,887	44,511	0	67,145	38,447
Crisis Intervention	7,382	5,428	1,814	2,542	0	1,248	789
Other Day Services	35	0	12,942	0	0	0	0
Other Outpatient	372	2,299	0	41	0	87	18
Physician, Lab and Related Services	12,626	9,762	136	0	0	5,087	5,555
Rehabilitation	10,203	265,915	25,457	13,693	0	506,943	63,390
Vocational	152	3,606	0	0	0	312	16
Total	36,975	369,599	221,854	75,217	0	595,304	117,570

Oklahoma Department of Mental Health and Substance Abuse Services
Counts of Day and Hourly Services Provided by Funding Source for Various Categories During FY 2000
Residential Treatment Services

	Number of Clients/Contacts	Units of Service by Funding Source					Other
		Mental Health	Substance Abuse	Domestic Violence	Residential Care	Medicaid	
Admitted Clients							
Day Services							
Detox	386	0	1,169	0	0	0	73
Housing	320	0	18,371	0	0	0	50
Inpatient Hospitalization	53	988	0	0	0	28	470
Residential Treatment	3,795	3,807	113,297	0	0	2	12,726
Total	3,795	4,795	132,837	0	0	30	13,319
Hourly Services							
Assessment	645	55	843	0	0	3	58
Case Management	11	1	10	0	0	0	16
Counseling	177	112	1,862	0	0	3	113
Crisis Intervention	51	0	30	0	0	0	11
Physician, Lab and Related Services	15	1	0	0	0	0	14
Rehabilitation	18	0	37	0	0	0	402
Total	764	169	2,781	0	0	6	614

Oklahoma Department of Mental Health and Substance Abuse Services
Counts of Day and Hourly Services Provided by Funding Source for Various Categories During FY 2000
SED Clients

	Number of Clients/Contacts	Units of Service by Funding Source					
		Mental Health	Substance Abuse	Domestic Violence	Residential Care	Medicaid	Other
Admitted Clients							
Day Services							
Crisis Stabilization	5	10	0	0	0	0	0
Detox	3	0	7	0	0	0	0
Housing	98	2,500	566	1,478	61	0	0
Inpatient Hospitalization	281	763	0	0	0	4,404	2,768
Residential Treatment	63	0	3,474	0	0	0	0
Total	431	3,273	4,047	1,478	61	4,404	2,768
Hourly Services							
Assessment	1,151	778	140	35	0	405	347
Case Management	470	2,268	152	49	0	255	263
Counseling	1,216	4,691	1,518	394	0	3,071	4,132
Crisis Intervention	130	96	14	20	0	12	28
Other Day Services	1	0	108	0	0	0	0
Other Outpatient	56	372	0	1	0	45	8
Physician, Lab and Related Services	518	141	0	0	0	187	289
Rehabilitation	410	6,123	508	535	0	384	1,264
Total	1,908	14,468	2,438	1,034	0	4,357	6,331

Oklahoma Department of Mental Health and Substance Abuse Services

Counts of Day and Hourly Services Provided by Funding Source for Various Categories During FY 2000 Sex: Female Clients

	Number of Clients/Contacts	Units of Service by Funding Source					
		Mental Health	Substance Abuse	Domestic Violence	Residential Care	Medicaid	Other
Admitted Clients							
Day Services							
Crisis Stabilization	1,934	7,084	658	0	0	905	63
Detox	1,029	0	4,701	0	0	0	8
Housing	4,087	35,859	18,948	58,986	101,943	0	0
Inpatient Hospitalization	2,284	27,601	0	0	0	2,722	23,755
Residential Treatment	1,290	1,854	44,157	0	0	0	4,357
Total	8,848	72,398	68,464	58,986	101,943	3,627	28,183
Hourly Services							
Assessment	17,872	8,697	6,213	5,150	0	4,924	3,473
Case Management	7,744	9,565	1,064	13,257	0	6,795	2,607
Counseling	18,025	38,875	69,048	46,510	0	58,699	27,234
Crisis Intervention	5,906	3,366	1,049	3,350	0	935	570
Other Day Services	29	0	10,288	0	0	0	0
Other Outpatient	257	1,672	0	16	0	60	11
Physician, Lab and Related Services	8,847	6,587	86	0	0	3,831	3,443
Rehabilitation	7,542	133,264	5,047	17,312	0	319,212	41,824
Vocational	95	1,756	0	0	0	217	7
Total	26,627	203,781	92,795	85,595	0	394,671	79,168

Oklahoma Department of Mental Health and Substance Abuse Services
Counts of Day and Hourly Services Provided by Funding Source for Various Categories During FY 2000
Sex: Male Clients

	Number of Clients/Contacts	Units of Service by Funding Source					Medicaid	Other
		Mental Health	Substance Abuse	Domestic Violence	Residential Care			
Admitted Clients								
Day Services								
Crisis Stabilization	2,614	10,810	1,515	0	0	625	126	
Detox	2,015	0	9,635	0	0	0	70	
Housing	2,750	40,041	37,059	19,514	190,625	31	90	
Inpatient Hospitalization	3,378	73,939	0	0	0	5,170	39,073	
Residential Treatment	2,505	1,953	69,140	0	0	2	8,369	
Total	10,624	126,743	117,349	19,514	190,625	5,828	47,728	
Hourly Services								
Assessment	15,005	7,263	11,065	1,307	0	2,760	3,296	
Case Management	5,268	9,974	2,026	1,387	0	4,589	2,392	
Counseling	14,202	26,464	181,216	15,302	0	24,348	25,049	
Crisis Intervention	3,806	3,576	1,305	246	0	640	394	
Other Day Services	19	0	6,673	0	0	0	0	
Other Outpatient	222	1,195	0	30	0	65	7	
Physician, Lab and Related Services	6,629	4,995	92	0	0	2,634	3,037	
Rehabilitation	6,342	186,918	33,851	4,909	0	319,021	40,391	
Vocational	83	2,365	0	0	0	102	18	
Total	22,536	242,749	236,227	23,181	0	354,157	74,583	

Oklahoma Department of Mental Health and Substance Abuse Services
Counts of Day and Hourly Services Provided by Funding Source for Various Categories During FY 2000
SMI Clients

	Number of Clients/Contacts	Units of Service by Funding Source					
		Mental Health	Substance Abuse	Domestic Violence	Residential Care	Medicaid	Other
Admitted Clients							
Day Services							
Crisis Stabilization	3,555	14,629	2,145	0	0	1,450	138
Detox	786	0	3,824	0	0	0	5
Housing	2,457	65,801	14,120	10,719	290,243	31	40
Inpatient Hospitalization	4,029	86,071	0	0	0	3,052	55,214
Residential Treatment	934	3,743	25,002	0	0	0	9,028
Total	8,802	170,244	45,091	10,719	290,243	4,533	64,425
Hourly Services							
Assessment	16,073	11,463	3,714	903	0	5,526	3,062
Case Management	7,928	15,938	1,350	2,823	0	10,747	4,177
Counseling	12,432	36,831	39,741	9,565	0	56,017	10,870
Crisis Intervention	5,745	5,843	1,538	613	0	1,492	535
Other Day Services	3	0	1,031	0	0	0	0
Other Outpatient	55	189	0	0	0	75	8
Physician, Lab and Related Services	12,446	9,589	177	0	0	5,739	4,592
Rehabilitation	8,166	301,465	2,986	3,587	0	623,093	64,218
Vocational	173	4,085	0	0	0	319	25
Total	21,778	385,402	50,536	17,491	0	703,006	87,486

Definitions of Terms and Categorization Variables

The following are definitions of terms and categorization variables used in this Data Book report.

Admitted Clients Served

Admitted Clients Served had an admission transaction in the ICIS before or during the report year and had received a service during the year. For this section, they are counted only once in the total for each level of aggregation. This is called an unduplicated count.

Age

Client age is computed using the client's age at the middle of the fiscal year.

Contacts

Individuals are counted as contacts when they call or visit an agency, but are not admitted.

Funding Source

Funding Source helps identify the payment source of services. Frequently, clients receive services under multiple funding sources. The funding source categories for this report were Mental Health, Substance Abuse, Domestic Violence, Residential Care, Medicaid, and Other.

ICIS

The Oklahoma Department of Mental Health and Substance Abuse Services maintains an agency-wide database, the Integrated Client Information System (ICIS), to which all Department-funded services and transactions are reported. The ICIS contains demographic and service information about clients and agencies.

List of Agencies by Type

The following is a list of agencies by type that provided data during the Fiscal Year 2000:

AGENCY TYPE**AGENCY NAME**

Community Mental Health

ASSOCIATED CENTERS FOR THERAPY, INC.
BILL WILLIS MENTAL HEALTH
CARL ALBERT CMHC
CENTRAL OKLAHOMA CMHC
CHISHOLM TRAIL COUNSELING SERVICES
COMMUNITY COUNSELING CENTER
CREEKS MENTAL HEALTH SERVICES
EDWIN FAIR CMHC
GRAND LAKE M.H.C.
GREEN COUNTRY BEHAVIORAL HEALTH SERVICES
HOPE COMMUNITY SERVICES, INC.
JIM TALIAFERRO CMHC
MENTAL HEALTH SERVICES OF SOUTHERN OKLAHOMA
NORTH CARE CENTER
OK COUNTY CRISIS INTERVENTION CENTER
PARKSIDE, INC.
RED ROCK BEHAVIORAL HEALTH SERVICES
RED ROCK WEST
WESTERN STATE PSYCHIATRIC CENTER
WHEATLAND MENTAL HEALTH CENTER, INC.

Domestic Violence and Sexual Assault

ACMI HOUSE INC
ACTION ASSOCIATES, INC.
CALL RAPE INC.
COMMUNITY CRISIS CENTER, INC.
CRISIS CONTROL CENTER
D.V. PROG. OF N. CENTRAL OK.
DOMESTIC VIOLENCE INTERVENTION SERVICES
FAMILY CRISIS & COUNSELING CENTER
FAMILY CRISIS CENTER, INC.
FAMILY RESOURCE CENTER
FAMILY SHELTER
HELP-IN-CRISIS, INC.
N.W. DOMESTIC CRISIS SERVICES
NEW DIRECTIONS, INC.
OKLMULGEE COUNTY FAMILY RESOURCE CENTER INC.
PROJECT SAFE, INC.
ROGERS CO COMMUNITY SERVICES
S.O.S. FOR FAMILIES
STEPHENS COUNTY VOLUNTEERS FOR CRISIS INTERVENTION
STILLWATER DOMESTIC VIOLENCE SERVICE INC.
TULSA SEXUAL ASSAULT NURSE EXAMINERS PROGRAM
WOMEN IN SAFE HOMES, INC.
WOMEN'S CRISIS SERVICES

AGENCY TYPE**AGENCY NAME**

WOMEN'S SERVICE & FAMILY RESOURCE CENTER
WOMENS RESOURCE CENTER
YWCA CRISIS CENTER
YWCA OF OKC CRISIS SERVICES

Hospitals

EASTERN STATE HOSPITAL
GRIFFIN MEMORIAL HOSPITAL
OKLAHOMA YOUTH CENTER

Other Agencies

CENTER FOR CHILDREN & FAMILIES
CHRYSALIS CLUB
CROSSROADS INCORPORATED
DIVORCE VISITATION ARBITRATION
GREAT PLAINS IMPROVEMENT FND.
PROJECT HEARTLAND
SAFE HAVEN
TRANSITION HOUSE INC.
TULSA METROPOLITAN MINISTRY

Residential Care

ADA RESIDENTIAL CARE
BOLEY RESIDENTIAL CARE HOME
BOLEY RESIDENTIAL CARE HOME II
CLETA'S COTTAGE
COPP'S RESIDENTIAL CARE, INC.
COUNTRY LANE RESID. CARE HOME
DON MENTZER FACILITY
DOW RESIDENTIAL CARE HOME
DUNCAN COMMUNITY RESIDENCE INC
DYCO PROPERTIES, INC.
EDNA LEE'S RESIDENTIAL CARE
EL RENO RESIDENTIAL CARE
ELM TREE HOUSE
FAIR OAKS
GREEN ACRES
HAV-TAPINC DBA, THE HARBOR
HIGH CEDAR RESIDENTIAL CARE
LAKE FRANCIS RETIREMENT CENTER
LARI'S RES CARE
MILLER COZY HOME, INC.
NORTH FORK RESIDENTIAL CARE
ORCHARD GROVE
PADEN RESIDENTIAL CARE
PRAGUE ASSISTED LIVING CENTER
RAMBLING ROSE RESIDENTIAL CARE
SANTE FE RESIDENTIAL CARE

AGENCY TYPE**AGENCY NAME**

Substance Abuse

SHERRYS OLD FASHIONED R & B
SOUTHWEST RETIREMENT HOME, INC
SUGAR MOUNTAIN RETREAT
SUNNY ACRES BOARDING MANOR, INC.
SUNNY ACRES RESIDENTIAL CARE

A BETTER CHANCE
ADA AREA CHEMICAL DEPENDENCY CENTER, INC.
ALPHA II, INC.
BILL JOHNSON C.C.
BRIDGEWAY
CAA TURNING POINT
CARE FOR CHANGE, INC.
CBTI-CREEK COUNTY
CITIZEN POTOWATIOMI NATION
COMMUNITY ALCOHOLISM SERVICES
DRUG RECOVERY, INC.
EAGLE RIDGE INSTITUTE
EDMOND FAMILY SERVICES, INC.
GATEWAY TO PREVENTION/RECOVERY
HOMINY HEALTH SRVCS CENTER INC.
HOUSE OF HOPE, INC.
INDIAN HEALTH CARE RESOURCE CENTER
KIAMICHI COUNCIL ON ALCOHOLISM
LASTSTOP
LEFLORE COUNTY YOUTH & FAMILY SERVICES, INC.
LIFE IMPROVEMENT CENTER
LOGAN COUNTY YOUTH AND FAMILY SERVICES INC.
METRO TULSA SUBSTANCE ABUSE SERVICES
MONARCH, INC.
MOORE ALCOHOL AND DRUG CENTER
MUSKOGEE CO COUNCIL YTH SV
MUSKOGEE INTERVENTION PROGRAM
N.E. OK COUNCIL ON ALCOHOLISM
NAIC CENTER OF OKLAHOMA ALCOHOL & DRUG SERVICES, INC.
NATIVE AMERICAN CENTER OF RECOVERY
NEW HOPE OF MANGUM
NORMAN ALCOHOL AND DRUG TREATMENT CENTER
NW SUBSTANCE TREATMENT CENTER
OKLA NATIVE AMERICAN BEHAVIORAL HEALTH CIRCLE
OPPORTUNITIES, INC.
PAYNE CO COUNSELING SERVICES, INC.
ROADBACK, INC.
ROGERS COUNTY DRUG ABUSE PROGRAM, INC.
S.W. YOUTH & FAMILY SERVICES
SECOND CHANCE CDU
SOAARR, INC.

AGENCY TYPE

AGENCY NAME

STARTING POINT II, INC.
STREET SCHOOL, INC.
THE NEXT STEP NETWORK, INC.
THE OAKS BEHAVIORAL HEALTH CENTER
THE REFERRAL CENTER
TOTAL LIFE COUNSELING
TRI-CITY SUBSTANCE ABUSE CENTER
TRI-CITY YOUTH & FAMILY CENTER
TURNING POINT
TWELVE & TWELVE, INC.
VINITA ALCOHOL AND DRUG TREATMENT CENTER

ODMHSAS

Refers to the Oklahoma Department of Mental Health and Substance Abuse Services.

Other Indicators

There are several groups of clients that are of special interest because they have special treatment needs, state or federal requirements regarding their placement or the services they receive, or because they are part of a priority population. The definitions of these groups and criteria for their selection are provided below:

- **Custody of DHS**

The client, 18 years of age or younger, is in the custody of the Department of Human Services.

- **Custody of DOC**

The client is in the custody of the Department of Corrections. Clients under house arrest, electronic monitoring, or in prison are all considered to be in the custody of DOC. Clients on probation or parole are not.

- **Custody of OJA**

The client, 18 years of age or younger, is in the custody of the Office of Juvenile Affairs.

- **Deaf and Hearing Impaired**

Clients who are deaf, hard of hearing, or indicated the need for an interpreter for the deaf were grouped to form the Deaf and Hearing Impaired category.

- **Homeless**

A homeless person under ICIS criteria is a person who: (a) lacks a fixed, regular and adequate night time residence AND (b) has a primary night time residence that is a supervised publicly or privately operated shelter designed to provide temporary living accommodations including welfare hotels, congregate shelters, halfway houses, and transitional housing for the mentally ill; or an institution that provides a temporary residence for individuals intended to be institutionalized; or a public or private place not designed for, or ordinarily used as, a regular sleeping accommodation for human beings, not limited to people living on the streets. Individuals are considered homeless if they have lost their permanent residence, and are temporarily living in a shelter to avoid being on the street. Prisoners being released or in the custody of a correctional facility are not considered homeless at the time of admission for treatment. The definition also excludes persons in a hospital, residential care facility, commercial hotel/motel, supervised apartment, or living with parent/other relative (even if only temporarily). The definition does include domestic violence and sexual assault shelters, as the persons have fled a residence that is not adequate (i.e., not safe).

- **Legal Status**

Legal Status has three categories; Voluntary, Civil Involuntary, and Criminal Involuntary. The categories of legal status (with ICIS codes) are as follows:

Voluntary. These clients enter treatment voluntarily and are coded Voluntary Admission (01), Court Voluntary (02), Informal Admission (16), or Other (18).

Civil Involuntary. These clients are required by the court system to receive services, even though they may be reluctant. They are coded Court Commitment (03), Order of Detention (06), Juvenile Court Order (07), Transfer – Other Legal Entity (08), Court Ordered Juveniles in Need of Treatment, DHS given custody (10), Court Ordered Juveniles in Need of Treatment Parental Custody Retained (11), Emergency Detention (12), Continued Court Detention (13), 28-Day Court Commitment (14), or Protective Custody (17).

Criminal Involuntary. These clients are required to receive services because they have been accused of or have committed a crime. Codes include the following; Incompetent to Stand Trial (04), Not Guilty by Reason of Insanity (05), Court Order for Observation and Evaluation (09), Court Referred DUI Clients (15), Criminal Hold (20), or Court Commit with Hold (21).

- **Adults with Serious Mental Illness (SMI)**

SMI denotes clients who have been identified **at any time** as having a serious mental illness using the formal ODMHSAS definition. According to this definition, an Adult with a Serious Mental Illness must be an individual 18 years of age or older.

- **Children with a Serious Emotional Disturbance (SED)**

SED refers to children who meet departmental criteria for having a Serious Emotional Disturbance.

- **Any Alcohol/Drug Problem**

A substance abuse client is one who has one or more DSM-IV Axis I primary, secondary or tertiary diagnoses from categories 1.a. or 1.b. (in the Dual Diagnosis definition below) or one or more ICIS Substance Abuse Related Problems (710-731, 741-743). Clients identified only as co-dependents are not identified as substance abusers.

- **Dual Diagnosis Client**

A dual diagnosis client is one who meets the criteria for having a substance abuse diagnosis from categories 1.a. or 1.b. below and meets the criteria for a mental illness based on one or more DSM-IV Axis II primary, secondary, or tertiary diagnoses from categories 2.a. through 2.e. below.

- 1.a. Psychoactive Substance Induced Organic Disorders: 291.0-291.8, 292.0-292.83, 292.89-282.99
- b. Psychoactive Substance Use Disorders: 303.0-305.99.
- 2.a. Schizophrenia: 295.10, 295.20, 295.30, 295.40, 295.60, 295.70, 295.90
- b. Delusional (Paranoid) Disorder: 297.1
- c. Other Psychotic Disorders: 295.40, 295.70, 297.3, 298.8, 298.9, 297.1, 297.3
- d. Mood Disorders: 296.20-296.7
- e. Borderline Personality Disorder: 301.83

- **Indigent**

A person whose applicable income falls at or below 200% of the Federal Poverty Level is considered indigent. To determine whether the client was indigent, the household gross annual income must have been reported. The ODMHSAS eligibility criteria for indigence are based on the weighted average poverty

thresholds provided annually by the U. S. Department of Commerce. The following table presents the threshold levels for FY00.

**Oklahoma Department of Mental Health and Substance Abuse Services
Eligibility Criteria
Indigence Threshold
(200% of Federal Poverty Guideline)**

Number of Persons in Household	Household Gross Annual Income *
1	\$16,480
2	\$22,120
3	\$27,760
4	\$33,400
5	\$39,040
6	\$44,680
7	\$50,320
8	\$55,960
9 or more	Add \$ 5,640 to \$55,960 for each additional person

Presenting Problem/Diagnosis

Categories for this variable are based on the DSM-IV primary diagnosis or primary presenting problem. If the admitting agency has clinicians qualified to make a diagnosis, the diagnosis is used, otherwise, a presenting problem is used to define a client's category.

Categories	Codes
Developmental Disorders	
DSM-IV Codes:	302.5-302.69, 302.85, 307-307.39, 307.5-307.99, 309.21, 312-312.29, 312.9-313.21, 313.81-313.89, 314-314.99, 315-319.99, 299-299.99
Presenting Problems:	210, 240
Non Alcohol/Drug Related Organic	
DSM-IV Codes:	290-290.99, 293-293.83, 294-294.80, 310-310.10
Alcohol Abuse	
DSM-IV Codes:	291-291.99, 293.9, 303-303.99, 305-305.02
Presenting Problems:	741, 710, 711
Other Substance Abuse	
DSM-IV Codes:	305.1-305.99, 292-292.99, 304-304.99
Presenting Problems:	742, 743, 744, 720-731
Schizophrenia	
DSM-IV Codes:	295 (excluding 295.4, 295.7)
Other Psychotic	
DSM-IV Codes:	297-298.9, 295.40, 294.9, 295.70
Presenting Problems:	510-530, 650
Mood Disorders	
DSM-IV Codes:	296-296.99 301.13, 300.4-300.49, 293.89, 311-311.99
Presenting Problems:	500-503

Categories	Codes
Other Non-Psychotic	
DSM-IV Codes:	300-300.39, 300.6-300.99, 302-302.49, 302.7-302.84, 302.89-302.99, 307-4-307.49, 307.8, 312.8, 308.3-309.19, 309.23-309.99, 312.3, 316-316.99, 780.50
Personality Disorders	
DSM-IV Codes:	301-301.9
Social Conditions	
DSM-IV Codes:	V40.00-V40.60, V61-V71.02, 955.5-995.81
Presenting Problems:	740, 450, 620-632, 311-420
Deferred/No Diagnosis	
DSM-IV Codes:	799.9-799.90, V71.09
Presenting Problems:	110, 130

Race

Clients who selected more than one category from the choices below, indicating their race, are grouped in the Two or More Races category. The Unknown category was utilized to group Clients who made no selection from the choices below indicating their race.

The following groupings are used for reporting race:

- White
- Black
- Native American
- Hispanic
- Asian
- Two or More Races
- Unknown

Units of Service: Day and Hourly

The time provider agency staff spend delivering services to or for service recipients is reported in days, parts of days or minutes (summed to hours). Following is a list of codes and descriptions for services funded by DMHSAS in FY00.

Services	Category	Code	Description
Day	Crisis Stabilization	002E	Crisis Stabilization
	Detoxification	002B	Detoxification
		001B	Medical Detoxification
		002C	Non-medical Detoxification (social)
		002K	Non-medical Detoxification
	Housing	003M	Dependent Children Of Substance Abuse in Halfway House
		003N	Dependent Children Of Substance Abuse In Residential Treatment
		003G	Domestic Violence Residential Shelter For Primary Victims
		003H	Domestic Violence Residential Shelter For Dependents
		003P	Enhanced Residential Care
		004E	Family Self Sufficiency Program
		003B	Halfway House
		003A	Halfway House Services for Pregnant and Postpartum Women
		003S	Halfway House Services for Women with Dependent Children
		003T	Halfway House Service for Dually Diagnosed
		003Y	Halfway House Services for Adolescents
		003C	Independent Living Training Program
		003V	Permanent Congregate Housing with Onsite Support
		003Z	Permanent Congregate House
		003K	Residential Care
		003Q	Safe Haven
		003I	Short-term Emergency Shelter
		003F	Sponsored Family Program
		003J	Sponsored Housing Program
		003E	Supervised Housing
	003R	Transitional Living	
	Inpatient	001D	Acute Inpatient
		001C	Acute Medical Care
		001A	Intermediate Inpatient
	Residential Treatment	002Q	Enhanced Residential Treatment - Mental Health
		002N	Intensive Residential Substance Abuse Treatment
		002R	Intensive Residential Treatment
		002P	Intensive Residential Treatment - Mental Health
		002A	Residential Treatment (Substance Abuse & Mental Health)
		002G	Residential Treatment for Adolescents

Services	Category	Code	Description
		002H	Residential Treatment for Women with Dependent Children
		002J	Residential Treatment Dually Diagnosed
		002S	Residential Treatment
		002M	Services to Dependent Children of Substance Abuse Clients in Residential Treatment
Hourly			
	Evaluation/Assessment		
		106	Clinical Testing
		100	Competency Evaluation
		102	Court Related Evaluation
		104	DUI Assessment
		110	Evaluation and Assessment
		101	Evaluation/assessment
		107	Group Assessment
		138	Institution Based SA Screening
		105	Referral
		300	Treatment Plan Review
		400	Treatment Planning
	Counseling		
		132	Family/marital
		137	Family/Marital Counseling (Mental Health Professional)
		131	Group Counseling
		136	Group Counseling (Mental Health Professional)
		135	Individual Counseling (Mental Health Professional)
		130	Individual Counseling
		241	Peer Counseling
		249	Staff Time Providing Support Group Service (Project Heartland)
	Crisis Intervention		
		133	Crisis Intervention Counseling
		134	Crisis Intervention Telephone
		120	Emergency/Crisis (face/face)
		121	Emergency/Crisis (telephone)
		123	Mobile Crisis Service
	Case Management		
		212	Case Management
		225	Case Management
		226	Case Management
		204	Client Advocacy
		213	Intensive Case Management
	Physician/Lab Services		
		305	Medical Review
		308	Medication Delivery
		304	Pharmacological Management
	Other Day Services		
		004C	Day School/6 Hours

Services	Category	Code	Description
		434	Intensive Outpatient Services - Group
		433	Intensive Outpatient Services - Individual
	Other Outpatient Services	500	Consultation
		109	Court Related Services
		210	Disaster Support Service
		590	Divorce Visitation Arbitration
		501	Education
		190	Gate-keeping
		207	Home-based Care
		565	Institution-based Substance Abuse Treatment
		570	Job Retention Support
		252	PACT Timeline Development
		506	Sexual Assault Nurse Examiner (SANE) Training
		504	System Support
		503	Training
		505	Treatment Team Meeting
	Outreach	551	Community Outreach
		553	Community Outreach to Children
		552	Intensive Outreach to Children
		550	Outreach
		561	Prevention Type Activities
		560	Substance Abuse Early Intervention
	Rehabilitation	203	Client Education
		242	Consumer Drop-in Center
		430	Day Treatment Hourly
		217	Group Rehabilitative Treatment
		216	Individual Rehab Treatment
		431	Psycho-social Hourly
		205	Resource Skills Development
		251	Resource Skills Development by Peers
		224	Substance Abuse Dx\Prob-Related Education (Family)
		219	Substance Abuse Dx\Prob-Related Education (Group)
		218	Substance Abuse Dx\Prob-Related Education (Individual)
		211	Substance Abuse Dx\Prob-Related Education
		202	Socialization
	Vocational	243	Employment Training
		245	Pre-vocational
		244	Vocational Training

Various Categories:

In response to many special report requests in past years, the special reports table was generated to address the majority of those requests.

Description of Sections and Tables

The Data Book consists of two sections. The first section displays Counts of Admitted Clients Served by Funding Source for Sex, Age, Race, Presenting Problem/Diagnosis, County of Residence, and Other Indicators. The second section presents Counts of Day and Hourly Units of Service by Funding Source for Admitted Clients and Contacts. Each section contains six tables presenting data for 1) Statewide Total, 2) Agency, 3) Agency Type, 4) Count of Residence, 5) Planning Area, and 6) Various Categories.

Section One: Admitted Clients Served by Funding Source

Admitted Clients Served are clients who have an admission transaction in the ICIS before or during the report year and had received a service during the report year. For this section, they are counted only once in the total for each level of aggregation or category in which they appear. This is called an unduplicated count. For example, a client may receive services at one hospital and then receive services at another hospital in the same year. This client would be counted twice (once at each hospital) in the agency report, but only once in the agency type and statewide tables. Because information such as age and sex should remain constant (except for data entry errors), counts for categories of these variables will sum to the total clients served on each table. Variables that might change from admission at one facility to admission at another or over time, (e.g., legal status, diagnosis, and target population) can be counted in more than one category and should not be summed.

This section shows only clients who were admitted for services and excludes contacts. It enumerates admitted clients, but further limits the counts to specific subgroups of the client population. Each individual counted has received a service at some time during the year regardless of the year he/she was admitted. Clients are grouped by frequently referenced demographics: Sex, Age, Race, Presenting Problem/Diagnosis, County of Residence, and Other Indicators. A client may be in more than one of these groups, or a client's group may change during the year. As a result, the sum of target populations exceeds the total number served. However, for any given population, the age, race, and sex, which do not change (age is calculated as of a single point in time), are unduplicated counts and should equal the total.

Section Two: Units of Service by Funding Source

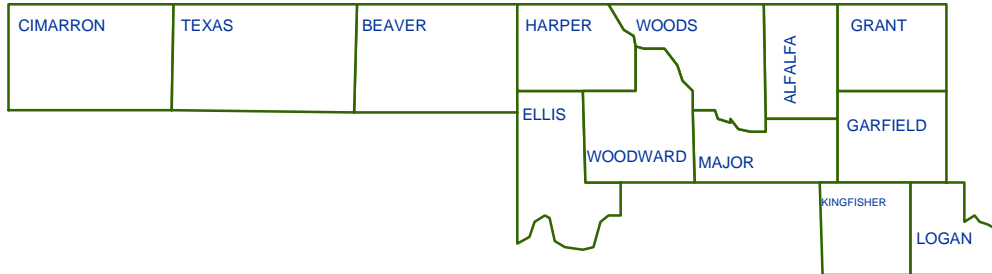
This section helps to quantify the Department's impact on the community by reporting the total number of individuals identified as receiving a service during the fiscal year. It also presents Summaries for all types of services funded through the ODMHSAS.

Individuals are counted as contacts when they call or visit an agency, but are not admitted. In general, a person can be reported as a contact twice at the same agency within a twelve-month period, but services are not given a third time without an admission. A client can also seek services at another agency and be counted as a contact there. In the Data Book report, an agency's contact counts exclude individuals who are subsequently admitted there. Additionally, two types of contacts are excluded from counts: Emergency Contacts and Group Contacts. In these cases, individuals are not identified and their addition would likely produce duplicated counts. However, the services to those individuals are reported.

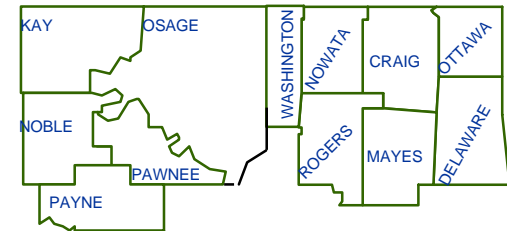
OKLAHOMA DEPARTMENT OF MENTAL HEALTH
AND SUBSTANCE ABUSE SERVICES

Planning Areas

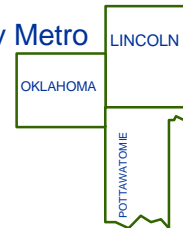
Northwest



Northeast



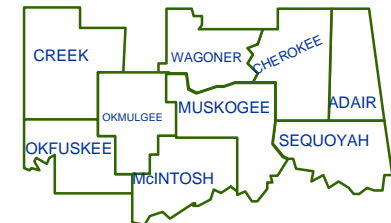
Oklahoma City Metro



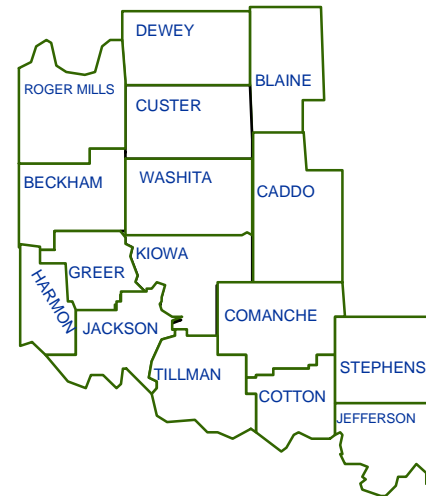
Tulsa Metro



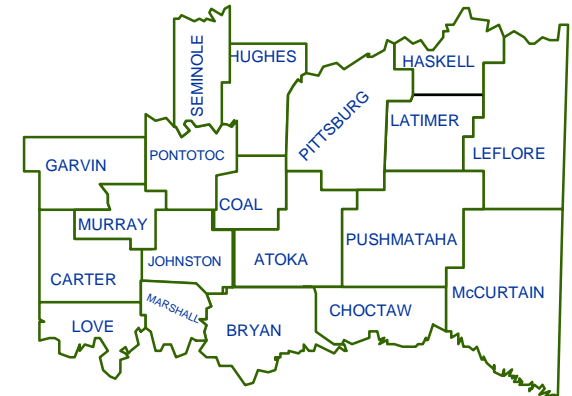
East Central



Central



Southwest



Southeast