

data

BOOK FOR FISCAL YEAR 2002

Section Two:
Units of Service by Funding
Source

Table 12. Counts of Day and
Hourly Services Provided for
Various Categories

DATA BOOK FOR FISCAL YEAR 2002

Published by

Oklahoma Department of Mental Health and Substance Abuse
Services

Prepared by

Ali Akour, Ph.D.

Data Analyst, Evaluation and Data Analysis Section
Decision Support Services

2002

Terry Cline, Ph.D., Commissioner
Steve Davis, Ph.D., Director of Decision Support Services
Mark Reynolds, Ed. D., Evaluation & Data Analysis Data Projects Manager

Public Domain Notice

The Data Book for Fiscal Year 2002 is in the public domain and may be reproduced or copied without permission from the Oklahoma Department of Mental Health and Substance Abuse Services. However, this publication may not be reproduced or distributed for a fee without the specific, written authorization of Oklahoma Department of Mental Health and Substance Abuse Services. Citation of the source is appreciated.

Electronic Access to Publication

This publication is available on the World Wide Web at:
<http://www.odmhsas.org/databooks.htm>

How to Contact Us

**Oklahoma Department of Mental Health and Substance Abuse Services
Evaluation and Data Analysis Section**

P.O. Box 53277
Oklahoma City, OK 73152-3277
(405) 522-3813

Contents

Introduction

Section One: Admitted Clients Served by Funding Source

- Table 1. Counts of Admitted Clients Served for **Statewide Total**
- Table 2. Counts of Admitted Clients Served for each **Agency**
- Table 3. Counts of Admitted Clients Served for each **Agency Type**
- Table 4. Counts of Admitted Clients Served for each **County of Residence**
- Table 5. Counts of Admitted Clients Served for each **Planning Area**
- Table 6. Counts of Admitted Clients Served for **Various Categories**

Section Two: Units of Service by Funding Source

- Table 7. Counts of Day and Hourly Services Provided for **Statewide Total**
- Table 8. Counts of Day and Hourly Services Provided for each **Agency**
- Table 9. Counts of Day and Hourly Services Provided for each **Agency Type**
- Table 10. Counts of Day and Hourly Services Provided for each **County of Residence**
- Table 11. Counts of Day and Hourly Services Provided for each **Planning Area**
- Table 12. Counts of Day and Hourly Services Provided for **Various Categories**

Appendix

Definitions of Terms and Categorization Variables

Descriptions of Sections and Tables

Map of Planning Areas

DATA BOOK FOR FISCAL YEAR 2002

Introduction

Prior to Fiscal Year 1999, any client seen at an Oklahoma Department of Mental Health and Substance Abuse Services (ODMHSAS) contracted facility was reported, regardless of who paid for the service. Starting with Fiscal Year 1999, only clients funded in full or in part by ODMHSAS were reported. Therefore, previous years' reported client counts will be larger than in following years.

During the Fiscal Year 2002, the State of Oklahoma expenditures on community mental health services, inpatient facilities, substance abuse services, domestic violence/sexual assault services, and departmental management amounted to approximately \$192 million dollars. An unduplicated total of approximately 88,941 recipients were served system-wide in FY 2002. The unduplicated total of 88,941 recipients consists of 60,556 recipients that were admitted and served and 28,385 recipients that were contacts. The Data Book report is generated to provide basic information about these recipients and services they received for policy makers, interest groups, and others working to improve the quality of life for those in need.

The Data Book report is produced by the Evaluation and Data Analysis Section of the Decision Support Services Division at the Oklahoma Department of Mental Health and Substance Abuse Services (ODMHSAS). The report summarizes demographic information and services for clients served in agencies operated by or funded through ODMHSAS. To create the Data Book report, data are extracted from the ODMHSAS Integrated Client Information System (ICIS). ICIS contains demographic and service information about service recipients and agencies.

To meet the specific needs of a variety of entities, the Data Book report consists of two separate sections: Admitted Clients Served by Funding Source; Units of Service by Funding Source. The sections are then divided into tables and each table presents a different view of the data. Definitions of terms and a Map of Planning Areas are also provided.

Oklahoma Department of Mental Health and Substance Abuse Services

Counts of Day and Hourly Services Provided by Funding Source for Various Categories During FY 2002

Age: < 18

	Number of Clients/Contacts	Units of Service by Funding Source					Medicaid	Other
		Mental Health	Substance Abuse	Domestic Violence	Residential Care			
Admitted Clients								
Day Services								
Crisis Stabilization	5	18	0	0	0	7	5	
Detox	17	0	108	0	0	0	0	
Housing	2,418	3,046	11,687	42,005	0	0	140	
Inpatient Hospitalization	375	676	0	0	0	2,009	876	
Residential Treatment	757	1,132	26,836	0	0	5,741	789	
Total	3,200	4,872	38,631	42,005	0	7,757	1,810	
Hourly Services								
Assessment	4,662	3,302	2,613	977	0	514	904	
Case Management	1,825	3,135	348	2,290	0	446	330	
Counseling	4,624	14,883	14,491	6,504	0	3,627	2,897	
Crisis Intervention	889	256	98	309	0	20	49	
Other Day Services	30	0	16,429	0	0	0	0	
Other Outpatient	37	30	0	0	0	0	97	
Physician, Lab and Related Services	876	447	0	0	0	417	239	
Rehabilitation	2,124	20,015	3,718	7,524	0	434	991	
Total	7,509	42,067	37,696	17,604	0	5,457	5,507	

Oklahoma Department of Mental Health and Substance Abuse Services

Counts of Day and Hourly Services Provided by Funding Source for Various Categories During FY 2002

Age: 12 to 17

	Number of Clients/Contacts	Units of Service by Funding Source					Medicaid	Other
		Mental Health	Substance Abuse	Domestic Violence	Residential Care			
Admitted Clients								
Day Services								
Crisis Stabilization	5	18	0	0	0	7	5	
Detox	17	0	108	0	0	0	0	
Housing	370	1,498	4,364	5,673	0	0	6	
Inpatient Hospitalization	319	629	0	0	0	1,533	807	
Residential Treatment	519	999	16,888	0	0	3,997	681	
Total	943	3,144	21,360	5,673	0	5,537	1,499	
Hourly Services								
Assessment	2,392	1,986	1,593	234	0	314	461	
Case Management	712	1,973	174	341	0	241	184	
Counseling	2,414	8,524	13,538	1,380	0	1,899	1,762	
Crisis Intervention	371	191	95	74	0	14	32	
Other Day Services	30	0	16,429	0	0	0	0	
Other Outpatient	25	3	0	0	0	0	71	
Physician, Lab and Related Services	526	260	0	0	0	198	149	
Rehabilitation	938	13,154	3,690	838	0	189	217	
Total	3,557	26,091	35,518	2,868	0	2,854	2,875	

Oklahoma Department of Mental Health and Substance Abuse Services

Counts of Day and Hourly Services Provided by Funding Source for Various Categories During FY 2002

Age: 18 to 64

	Number of Clients/Contacts	Units of Service by Funding Source					
		Mental Health	Substance Abuse	Domestic Violence	Residential Care	Medicaid	Other
Admitted Clients							
Day Services							
Crisis Stabilization	3,650	16,379	72	0	0	3,199	560
Detox	3,308	0	19,219	0	0	0	0
Housing	4,945	94,884	46,005	44,440	341,947	0	254
Inpatient Hospitalization	5,963	133,924	0	0	0	4,657	27,295
Residential Treatment	3,788	19,916	105,829	0	0	84	3,261
Total	17,536	265,103	171,125	44,440	341,947	7,940	31,370
Hourly Services							
Assessment	32,047	25,054	18,988	5,125	0	5,658	4,419
Case Management	14,908	33,252	2,391	11,863	0	10,491	3,928
Counseling	28,206	80,945	319,230	55,052	0	42,188	16,483
Crisis Intervention	9,356	15,694	1,058	2,051	0	1,347	708
Other Day Services	19	0	3,981	0	0	0	0
Other Outpatient	636	1,270	0	0	0	63	92
Physician, Lab and Related Services	16,467	18,500	0	0	0	5,205	3,778
Rehabilitation	12,176	378,685	30,837	13,291	0	660,802	12,139
Vocational	211	3,179	0	0	0	236	32
Total	44,424	556,580	376,486	87,381	0	725,989	41,580

Oklahoma Department of Mental Health and Substance Abuse Services

Counts of Day and Hourly Services Provided by Funding Source for Various Categories During FY 2002 Age: 55 or older

	Number of Clients/Contacts	Units of Service by Funding Source					Medicaid	Other
		Mental Health	Substance Abuse	Domestic Violence	Residential Care			
Admitted Clients								
Day Services								
Crisis Stabilization	207	808	0	0	0	295	36	
Detox	92	0	520	0	0	0	0	
Housing	479	9,385	650	1,165	99,079	0	67	
Inpatient Hospitalization	426	14,451	0	0	0	618	6,430	
Residential Treatment	92	2,690	1,964	0	0	0	269	
Total	1,149	27,334	3,134	1,165	99,079	913	6,802	
Hourly Services								
Assessment	3,313	2,080	464	152	0	1,574	557	
Case Management	1,730	3,820	44	348	0	2,188	664	
Counseling	2,528	10,047	11,507	1,827	0	16,936	2,291	
Crisis Intervention	591	900	39	48	0	157	40	
Other Day Services	1	0	45	0	0	0	0	
Other Outpatient	33	47	0	0	0	32	4	
Physician, Lab and Related Services	2,168	1,939	0	0	0	937	1,228	
Rehabilitation	1,568	88,925	200	472	0	155,225	1,260	
Vocational	24	421	0	0	0	62	0	
Total	4,475	108,178	12,299	2,847	0	177,110	6,043	

Oklahoma Department of Mental Health and Substance Abuse Services

Counts of Day and Hourly Services Provided by Funding Source for Various Categories During FY 2002 Age: 65 or older

Units of Service by Funding Source

	Number of Clients/Contacts	Units of Service by Funding Source					
		Mental Health	Substance Abuse	Domestic Violence	Residential Care	Medicaid	Other
Admitted Clients							
Day Services							
Crisis Stabilization	26	55	0	0	0	25	13
Detox	11	0	95	0	0	0	0
Housing	128	662	105	108	30,726	0	67
Inpatient Hospitalization	106	2,716	0	0	0	372	2,940
Residential Treatment	11	566	40	0	0	0	162
Total	271	3,999	240	108	30,726	397	3,182
Hourly Services							
Assessment	1,017	403	68	24	0	685	188
Case Management	463	626	18	51	0	616	145
Counseling	806	2,325	2,539	300	0	9,189	984
Crisis Intervention	119	182	8	15	0	39	5
Other Outpatient	3	4	0	0	0	0	0
Physician, Lab and Related Services	516	262	0	0	0	177	554
Rehabilitation	446	32,151	25	89	0	45,624	307
Vocational	2	16	0	0	0	25	0
Total	1,423	35,970	2,657	478	0	56,355	2,184

Oklahoma Department of Mental Health and Substance Abuse Services

Counts of Day and Hourly Services Provided by Funding Source for Various Categories During FY 2002 Age: Under 21

	Number of Clients/Contacts	Units of Service by Funding Source					Medicaid	Other
		Mental Health	Substance Abuse	Domestic Violence	Residential Care			
Admitted Clients								
Day Services								
Crisis Stabilization	243	1,119	6	0	0	55	66	
Detox	225	0	1,045	0	0	0	0	
Housing	2,680	5,517	13,726	44,931	2,927	0	140	
Inpatient Hospitalization	794	5,470	0	0	0	2,536	1,705	
Residential Treatment	1,070	1,749	36,089	0	0	5,825	982	
Total	4,416	13,855	50,866	44,931	2,927	8,416	2,893	
Hourly Services								
Assessment	6,651	4,753	4,301	1,357	0	642	1,197	
Case Management	2,607	4,551	534	3,091	0	494	521	
Counseling	6,455	18,756	31,722	9,382	0	4,040	3,716	
Crisis Intervention	1,507	1,383	166	496	0	35	118	
Other Day Services	38	0	19,408	0	0	0	0	
Other Outpatient	110	100	0	0	0	3	135	
Physician, Lab and Related Services	1,502	984	0	0	0	480	296	
Rehabilitation	2,696	26,832	6,444	8,329	0	1,102	1,798	
Vocational	3	32	0	0	0	0	0	
Total	10,364	57,390	62,576	22,656	0	6,795	7,781	

Oklahoma Department of Mental Health and Substance Abuse Services
Counts of Day and Hourly Services Provided by Funding Source for Various Categories During FY 2002
Any Substance Abuse Problems

	Number of Clients/Contacts	Units of Service by Funding Source					Medicaid	Other
		Mental Health	Substance Abuse	Domestic Violence	Residential Care			
Admitted Clients								
Day Services								
Crisis Stabilization	1,890	9,140	68	0	0	978	261	
Detox	3,333	0	19,408	0	0	0	0	
Housing	1,300	23,702	50,426	6,832	20,694	0	226	
Inpatient Hospitalization	3,201	55,068	0	0	0	2,439	8,821	
Residential Treatment	4,086	10,382	121,882	0	0	1,445	3,487	
Total	10,948	98,292	191,784	6,832	20,694	4,862	12,795	
Hourly Services								
Assessment	15,318	9,308	20,002	475	0	1,347	1,556	
Case Management	5,209	12,300	2,533	791	0	3,015	1,104	
Counseling	14,161	24,218	329,620	6,493	0	9,963	5,507	
Crisis Intervention	3,891	6,953	1,048	199	0	375	316	
Other Day Services	49	0	20,410	0	0	0	0	
Other Outpatient	269	565	0	0	0	12	43	
Physician, Lab and Related Services	5,337	6,247	0	0	0	1,152	895	
Rehabilitation	4,968	88,955	34,207	3,112	0	122,017	6,322	
Vocational	69	837	0	0	0	123	16	
Total	21,304	149,383	407,819	11,070	0	138,004	15,760	

Oklahoma Department of Mental Health and Substance Abuse Services
Counts of Day and Hourly Services Provided by Funding Source for Various Categories During FY 2002
Crisis Stabilization Services

	Number of Clients/Contacts	Units of Service by Funding Source					
		Mental Health	Substance Abuse	Domestic Violence	Residential Care	Medicaid	Other
Admitted Clients							
Day Services							
Crisis Stabilization	3,681	16,453	72	0	0	3,230	578
Housing	30	1,730	0	0	0	0	0
Inpatient Hospitalization	340	4,120	0	0	0	0	24
Total	3,681	22,303	72	0	0	3,230	602
Hourly Services							
Assessment	1,613	1,018	17	0	0	112	5
Case Management	786	2,385	0	0	0	151	47
Counseling	591	3,425	3	0	0	1,663	63
Crisis Intervention	1,761	2,229	26	0	0	378	12
Other Outpatient	279	289	0	0	0	0	0
Physician, Lab and Related Services	795	455	0	0	0	200	12
Rehabilitation	446	23,567	0	0	0	34,598	204
Vocational	10	78	0	0	0	0	0
Total	2,486	33,445	46	0	0	37,103	344

Oklahoma Department of Mental Health and Substance Abuse Services

Counts of Day and Hourly Services Provided by Funding Source for Various Categories During FY 2002

Current Residence: Residential Care Facility

	Number of Clients/Contacts	Units of Service by Funding Source					Medicaid	Other
		Mental Health	Substance Abuse	Domestic Violence	Residential Care			
Admitted Clients								
Day Services								
Crisis Stabilization	90	266	1	0	0	343	2	
Detox	5	0	38	0	0	0	0	
Housing	1,157	6,871	70	260	274,217	0	0	
Inpatient Hospitalization	185	6,500	0	0	0	768	4,275	
Residential Treatment	70	4,149	1,545	0	0	632	95	
Total	1,365	17,786	1,654	260	274,217	1,743	4,372	
Hourly Services								
Assessment	1,013	468	141	18	0	356	107	
Case Management	520	1,185	5	78	0	937	284	
Counseling	395	923	1,132	117	0	2,074	142	
Crisis Intervention	173	390	7	13	0	125	5	
Other Outpatient	47	71	0	0	0	0	5	
Physician, Lab and Related Services	708	463	0	0	0	548	310	
Rehabilitation	881	109,844	13	144	0	281,977	2,531	
Vocational	5	75	0	0	0	0	0	
Total	1,244	113,419	1,297	370	0	286,017	3,384	

Oklahoma Department of Mental Health and Substance Abuse Services

Counts of Day and Hourly Services Provided by Funding Source for Various Categories During FY 2002 Custody of: DHS

	Number of Clients/Contacts	Units of Service by Funding Source					
		Mental Health	Substance Abuse	Domestic Violence	Residential Care	Medicaid	Other
Admitted Clients							
Day Services							
Crisis Stabilization	2	6	0	0	0	0	0
Detox	1	0	1	0	0	0	0
Housing	41	115	2,110	76	46	0	0
Inpatient Hospitalization	81	247	0	0	0	786	26
Residential Treatment	175	135	4,680	0	0	2,876	136
Total	220	503	6,791	76	46	3,662	162
Hourly Services							
Assessment	421	190	714	3	0	87	107
Case Management	191	200	106	0	0	128	25
Counseling	284	449	645	124	0	708	283
Crisis Intervention	28	13	2	1	0	3	3
Other Day Services	1	0	72	0	0	0	0
Other Outpatient	6	2	0	0	0	0	10
Physician, Lab and Related Services	66	12	0	0	0	45	9
Rehabilitation	73	605	10	30	0	74	21
Total	572	1,471	1,549	157	0	1,045	458

Oklahoma Department of Mental Health and Substance Abuse Services

Counts of Day and Hourly Services Provided by Funding Source for Various Categories During FY 2002

Custody of: DOC

	Number of Clients/Contacts	Units of Service by Funding Source					
		Mental Health	Substance Abuse	Domestic Violence	Residential Care	Medicaid	Other
Admitted Clients							
Day Services							
Crisis Stabilization	33	118	0	0	0	36	2
Detox	188	0	1,189	0	0	0	0
Housing	83	388	749	723	6,948	0	0
Inpatient Hospitalization	26	245	0	0	0	21	56
Residential Treatment	79	0	1,889	0	0	33	101
Total	393	751	3,827	723	6,948	90	159
Hourly Services							
Assessment	1,382	290	3,441	46	0	32	77
Case Management	290	373	258	212	0	34	14
Counseling	1,807	610	137,123	459	0	182	1,240
Crisis Intervention	122	152	56	23	0	5	4
Other Day Services	1	0	235	0	0	0	0
Other Outpatient	13	36	0	0	0	0	7
Physician, Lab and Related Services	181	215	0	0	0	31	17
Rehabilitation	377	4,945	2,594	232	0	1,693	61
Vocational	1	9	0	0	0	0	0
Total	2,103	6,629	143,707	972	0	1,976	1,419

Oklahoma Department of Mental Health and Substance Abuse Services

Counts of Day and Hourly Services Provided by Funding Source for Various Categories During FY 2002 Custody of: OJA

	Number of Clients/Contacts	Units of Service by Funding Source					
		Mental Health	Substance Abuse	Domestic Violence	Residential Care	Medicaid	Other
Admitted Clients							
Day Services							
Crisis Stabilization	2	5	0	0	0	0	0
Detox	2	0	14	0	0	0	0
Housing	2	0	14	0	46	0	0
Inpatient Hospitalization	20	143	0	0	0	145	15
Residential Treatment	20	63	156	0	0	343	10
Total	30	211	184	0	46	488	25
Hourly Services							
Assessment	155	68	183	0	0	44	32
Case Management	49	17	33	0	0	19	7
Counseling	137	123	1,706	0	0	83	40
Crisis Intervention	15	4	2	0	0	5	0
Other Day Services	1	0	432	0	0	0	0
Other Outpatient	2	0	0	0	0	0	6
Physician, Lab and Related Services	47	15	0	0	0	40	10
Rehabilitation	42	221	95	0	0	0	1
Total	205	447	2,450	0	0	190	96

Oklahoma Department of Mental Health and Substance Abuse Services
Counts of Day and Hourly Services Provided by Funding Source for Various Categories During FY 2002
Deaf and Hard Hearing

	Number of Clients/Contacts	Units of Service by Funding Source					
		Mental Health	Substance Abuse	Domestic Violence	Residential Care	Medicaid	Other
Admitted Clients							
Day Services							
Crisis Stabilization	13	46	0	0	0	21	0
Detox	5	0	28	0	0	0	0
Housing	18	587	114	396	2,026	0	0
Inpatient Hospitalization	31	2,076	0	0	0	49	501
Residential Treatment	14	730	303	0	0	130	0
Total	71	3,439	445	396	2,026	200	501
Hourly Services							
Assessment	147	102	33	16	0	61	27
Case Management	69	168	16	14	0	202	14
Counseling	116	383	1,079	173	0	473	108
Crisis Intervention	34	67	0	4	0	7	1
Other Outpatient	2	10	0	0	0	0	0
Physician, Lab and Related Services	74	93	0	0	0	47	45
Rehabilitation	60	1,044	40	52	0	4,069	19
Vocational	4	27	0	0	0	0	0
Total	192	1,894	1,166	258	0	4,858	214

Oklahoma Department of Mental Health and Substance Abuse Services

Counts of Day and Hourly Services Provided by Funding Source for Various Categories During FY 2002 Detox Services

	Number of Clients/Contacts	Units of Service by Funding Source					Other
		Mental Health	Substance Abuse	Domestic Violence	Residential Care	Medicaid	
Admitted Clients							
Day Services							
Detox	3,336	0	19,422	0	0	0	0
Housing	61	0	3,203	0	0	0	0
Residential Treatment	184	0	3,650	0	0	0	0
Total	3,336	0	26,275	0	0	0	0
Hourly Services							
Assessment	243	0	248	0	0	0	0
Case Management	21	0	27	0	0	0	0
Counseling	111	0	950	0	0	0	0
Crisis Intervention	333	0	186	0	0	0	0
Rehabilitation	8	0	21	0	0	0	0
Total	581	0	1,433	0	0	0	0

Oklahoma Department of Mental Health and Substance Abuse Services

Counts of Day and Hourly Services Provided by Funding Source for Various Categories During FY 2002 Dual Diagnosis

	Number of Clients/Contacts	Units of Service by Funding Source					
		Mental Health	Substance Abuse	Domestic Violence	Residential Care	Medicaid	Other
Admitted Clients							
Day Services							
Crisis Stabilization	784	4,121	46	0	0	582	55
Detox	61	0	302	0	0	0	0
Housing	165	10,334	3,956	0	1,331	0	67
Inpatient Hospitalization	1,305	31,206	0	0	0	947	5,056
Residential Treatment	255	3,131	7,419	0	0	463	512
Total	2,087	48,792	11,723	0	1,331	1,992	5,690
Hourly Services							
Assessment	3,158	3,838	273	0	0	619	442
Case Management	1,914	5,663	65	0	0	1,693	588
Counseling	1,889	8,750	3,156	0	0	3,583	881
Crisis Intervention	1,176	2,416	122	0	0	216	52
Other Outpatient	157	367	0	0	0	2	6
Physician, Lab and Related Services	2,554	2,611	0	0	0	656	600
Rehabilitation	1,207	41,691	48	0	0	71,193	1,737
Vocational	28	367	0	0	0	51	5
Total	4,157	65,703	3,665	0	0	78,013	4,310

Oklahoma Department of Mental Health and Substance Abuse Services

Counts of Day and Hourly Services Provided by Funding Source for Various Categories During FY 2002

Ethnicity: Hispanic

	Number of Clients/Contacts	Units of Service by Funding Source					
		Mental Health	Substance Abuse	Domestic Violence	Residential Care	Medicaid	Other
Admitted Clients							
Day Services							
Crisis Stabilization	90	331	0	0	0	48	13
Detox	65	0	332	0	0	0	0
Housing	490	1,839	1,988	7,581	4,029	0	79
Inpatient Hospitalization	157	2,405	0	0	0	358	408
Residential Treatment	120	406	3,532	0	0	335	46
Total	846	4,981	5,852	7,581	4,029	741	546
Hourly Services							
Assessment	1,293	781	790	399	0	99	203
Case Management	606	734	68	1,298	0	149	129
Counseling	1,213	3,121	10,841	2,426	0	608	730
Crisis Intervention	383	601	25	168	0	13	34
Other Day Services	1	0	564	0	0	0	0
Other Outpatient	17	42	0	0	0	0	6
Physician, Lab and Related Services	379	379	0	0	0	73	33
Rehabilitation	454	5,334	1,454	1,428	0	6,844	164
Vocational	5	86	0	0	0	0	1
Total	1,953	11,078	13,743	5,720	0	7,786	1,298

Oklahoma Department of Mental Health and Substance Abuse Services

Counts of Day and Hourly Services Provided by Funding Source for Various Categories During FY 2002 Homeless

	Number of Clients/Contacts	Units of Service by Funding Source					Medicaid	Other
		Mental Health	Substance Abuse	Domestic Violence	Residential Care			
Admitted Clients								
Day Services								
Crisis Stabilization	652	3,599	7	0	0	382	57	
Detox	512	0	3,315	0	0	0	0	
Housing	2,351	21,606	12,672	35,062	9,748	0	31	
Inpatient Hospitalization	682	13,923	0	0	0	426	4,012	
Residential Treatment	333	1,158	10,001	0	0	30	33	
Total	3,939	40,286	25,995	35,062	9,748	838	4,133	
Hourly Services								
Assessment	2,441	1,740	355	1,508	0	92	85	
Case Management	1,505	5,162	34	4,227	0	322	114	
Counseling	1,688	1,936	3,522	8,058	0	416	405	
Crisis Intervention	1,083	975	75	515	0	46	48	
Other Outpatient	46	75	0	0	0	0	4	
Physician, Lab and Related Services	724	724	0	0	0	44	55	
Rehabilitation	1,297	11,572	166	6,509	0	6,548	92	
Vocational	9	307	0	0	0	0	11	
Total	3,739	22,490	4,150	20,815	0	7,468	813	

Oklahoma Department of Mental Health and Substance Abuse Services

Counts of Day and Hourly Services Provided by Funding Source for Various Categories During FY 2002

Housing Services

	Number of Clients/Contacts	Units of Service by Funding Source					
		Mental Health	Substance Abuse	Domestic Violence	Residential Care	Medicaid	Other
Admitted Clients							
Day Services							
Crisis Stabilization	30	142	0	0	0	0	0
Detox	61	0	303	0	0	0	0
Housing	7,491	98,592	57,797	86,553	372,673	0	461
Inpatient Hospitalization	25	388	0	0	0	0	0
Residential Treatment	288	0	10,664	0	0	0	117
Total	7,491	99,122	68,764	86,553	372,673	0	578
Hourly Services							
Assessment	2,474	457	40	3,316	0	0	11
Case Management	2,016	2,694	0	10,454	0	0	17
Counseling	2,689	1,223	245	21,839	0	0	44
Crisis Intervention	1,359	156	12	1,410	0	0	1
Other Outpatient	3	5	0	0	0	0	0
Physician, Lab and Related Services	225	263	0	0	0	0	0
Rehabilitation	2,422	37,768	0	20,094	0	0	0
Vocational	30	705	0	0	0	0	0
Total	4,268	43,270	296	57,113	0	0	73

Oklahoma Department of Mental Health and Substance Abuse Services

Counts of Day and Hourly Services Provided by Funding Source for Various Categories During FY 2002 Inpatient Services

	Number of Clients/Contacts	Units of Service by Funding Source					Medicaid	Other
		Mental Health	Substance Abuse	Domestic Violence	Residential Care			
Admitted Clients								
Day Services								
Crisis Stabilization	340	2,215	0	0	0	0	0	
Housing	25	1,706	0	0	0	0	0	
Inpatient Hospitalization	6,444	137,316	0	0	0	7,038	31,111	
Residential Treatment	344	3,411	0	0	0	4,485	1,191	
Total	6,444	144,648	0	0	0	11,523	32,302	
Hourly Services								
Assessment	2,433	2,192	0	0	0	112	725	
Case Management	899	2,388	0	0	0	183	575	
Counseling	1,379	4,679	0	0	0	306	1,062	
Crisis Intervention	893	3,090	0	0	0	3	74	
Other Outpatient	206	324	0	0	0	0	1	
Physician, Lab and Related Services	1,057	950	0	0	0	70	297	
Rehabilitation	470	23,356	0	0	0	2,003	779	
Vocational	1	0	0	0	0	0	3	
Total	2,937	36,980	0	0	0	2,677	3,516	

Oklahoma Department of Mental Health and Substance Abuse Services
Counts of Day and Hourly Services Provided by Funding Source for Various Categories During FY 2002
Outpatient Services

	Number of Clients/Contacts	Units of Service by Funding Source					
		Mental Health	Substance Abuse	Domestic Violence	Residential Care	Medicaid	Other
Admitted Clients							
Day Services							
Crisis Stabilization	2,486	11,334	48	0	0	2,281	92
Detox	581	0	3,318	0	0	0	0
Housing	4,268	56,830	5,107	81,003	0	0	234
Inpatient Hospitalization	2,937	32,165	0	0	0	1,664	10,032
Residential Treatment	1,293	5,588	38,536	0	0	14	743
Total	10,414	105,917	47,009	81,003	0	3,959	11,101
Hourly Services							
Assessment	37,726	28,759	21,669	6,126	0	6,857	5,510
Case Management	17,196	37,013	2,757	14,203	0	11,552	4,404
Counseling	33,635	98,153	336,260	61,856	0	55,004	20,365
Crisis Intervention	10,364	16,132	1,164	2,374	0	1,406	762
Other Day Services	49	0	20,410	0	0	0	0
Other Outpatient	676	1,304	0	0	0	63	189
Physician, Lab and Related Services	17,859	19,209	0	0	0	5,800	4,571
Rehabilitation	14,745	430,850	34,580	20,904	0	706,860	13,438
Vocational	213	3,195	0	0	0	261	32
Total	53,355	634,616	416,839	105,464	0	787,802	49,271

Oklahoma Department of Mental Health and Substance Abuse Services

Counts of Day and Hourly Services Provided by Funding Source for Various Categories During FY 2002
Race: American Indian

	Number of Clients/Contacts	Units of Service by Funding Source					Medicaid	Other
		Mental Health	Substance Abuse	Domestic Violence	Residential Care			
Admitted Clients								
Day Services								
Crisis Stabilization	295	1,463	3	0	0	243	62	
Detox	328	0	1,847	0	0	0	0	
Housing	769	3,888	7,771	10,048	17,116	0	60	
Inpatient Hospitalization	448	9,209	0	0	0	609	1,845	
Residential Treatment	541	1,458	14,187	0	0	389	581	
Total	2,075	16,018	23,808	10,048	17,116	1,241	2,548	
Hourly Services								
Assessment	2,937	1,498	2,444	618	0	407	341	
Case Management	1,260	1,796	330	1,590	0	698	228	
Counseling	2,934	5,088	38,579	7,466	0	3,788	1,671	
Crisis Intervention	851	1,354	93	276	0	107	61	
Other Day Services	11	0	3,323	0	0	0	0	
Other Outpatient	54	72	0	0	0	0	4	
Physician, Lab and Related Services	985	838	0	0	0	393	274	
Rehabilitation	1,268	26,912	5,057	2,215	0	42,860	2,007	
Vocational	9	68	0	0	0	0	1	
Total	4,471	37,625	49,826	12,166	0	48,253	4,586	

Oklahoma Department of Mental Health and Substance Abuse Services

Counts of Day and Hourly Services Provided by Funding Source for Various Categories During FY 2002

Race: Asian

	Number of Clients/Contacts	Units of Service by Funding Source					
		Mental Health	Substance Abuse	Domestic Violence	Residential Care	Medicaid	Other
Admitted Clients							
Day Services							
Crisis Stabilization	29	122	0	0	0	4	12
Detox	13	0	45	0	0	0	0
Housing	52	931	154	1,452	1,428	0	0
Inpatient Hospitalization	56	1,474	0	0	0	175	324
Residential Treatment	9	0	160	0	0	40	8
Total	142	2,527	359	1,452	1,428	219	344
Hourly Services							
Assessment	205	161	70	50	0	21	45
Case Management	113	322	23	45	0	65	28
Counseling	151	319	823	544	0	48	97
Crisis Intervention	54	139	8	13	0	0	1
Other Outpatient	5	14	0	0	0	0	0
Physician, Lab and Related Services	122	160	0	0	0	34	48
Rehabilitation	78	1,716	126	80	0	4,660	164
Vocational	1	2	0	0	0	0	0
Total	292	2,833	1,049	732	0	4,829	381

Oklahoma Department of Mental Health and Substance Abuse Services

Counts of Day and Hourly Services Provided by Funding Source for Various Categories During FY 2002 Race: Black

	Number of Clients/Contacts	Units of Service by Funding Source					
		Mental Health	Substance Abuse	Domestic Violence	Residential Care	Medicaid	Other
Admitted Clients							
Day Services							
Crisis Stabilization	511	2,354	13	0	0	535	79
Detox	674	0	4,412	0	0	0	0
Housing	1,112	17,907	6,635	14,336	59,711	0	67
Inpatient Hospitalization	722	30,472	0	0	0	1,346	3,827
Residential Treatment	508	2,727	15,483	0	0	802	190
Total	2,906	53,460	26,543	14,336	59,711	2,683	4,163
Hourly Services							
Assessment	4,015	2,643	4,033	631	0	802	461
Case Management	1,802	5,499	387	873	0	1,671	658
Counseling	3,099	4,564	48,758	5,956	0	5,894	1,116
Crisis Intervention	960	1,383	92	169	0	125	124
Other Day Services	2	0	413	0	0	0	0
Other Outpatient	61	248	0	0	0	10	3
Physician, Lab and Related Services	1,617	1,649	0	0	0	680	431
Rehabilitation	1,526	48,696	3,902	2,242	0	82,859	1,494
Vocational	38	594	0	0	0	1	16
Total	5,597	65,276	57,585	9,871	0	92,042	4,303

Oklahoma Department of Mental Health and Substance Abuse Services

Counts of Day and Hourly Services Provided by Funding Source for Various Categories During FY 2002

Race: Multiple

	Number of Clients/Contacts	Units of Service by Funding Source					
		Mental Health	Substance Abuse	Domestic Violence	Residential Care	Medicaid	Other
Admitted Clients							
Day Services							
Crisis Stabilization	119	600	0	0	0	95	7
Detox	72	0	386	0	0	0	0
Housing	470	1,439	1,406	7,468	6,153	0	167
Inpatient Hospitalization	157	1,618	0	0	0	478	355
Residential Treatment	194	150	5,469	0	0	605	90
Total	931	3,807	7,261	7,468	6,153	1,178	619
Hourly Services							
Assessment	1,479	955	987	367	0	145	162
Case Management	637	1,328	181	1,023	0	224	114
Counseling	1,364	3,633	12,814	2,796	0	1,182	1,306
Crisis Intervention	421	588	34	167	0	40	38
Other Day Services	1	0	3	0	0	0	0
Other Outpatient	27	55	0	0	0	0	0
Physician, Lab and Related Services	420	397	0	0	0	84	24
Rehabilitation	617	7,140	1,562	1,920	0	13,269	304
Vocational	5	68	0	0	0	0	0
Total	2,213	14,163	15,581	6,273	0	14,945	1,948

Oklahoma Department of Mental Health and Substance Abuse Services

Counts of Day and Hourly Services Provided by Funding Source for Various Categories During FY 2002

Race: Other

	Number of Clients/Contacts	Units of Service by Funding Source					Other
		Mental Health	Substance Abuse	Domestic Violence	Residential Care	Medicaid	
Admitted Clients							
Hourly Services							
Physician, Lab and Related Services	1	1	0	0	0	0	0
Total	1	1	0	0	0	0	0

Oklahoma Department of Mental Health and Substance Abuse Services

Counts of Day and Hourly Services Provided by Funding Source for Various Categories During FY 2002

Race: White

	Number of Clients/Contacts	Units of Service by Funding Source					
		Mental Health	Substance Abuse	Domestic Violence	Residential Care	Medicaid	Other
Admitted Clients							
Day Services							
Crisis Stabilization	2,682	11,657	56	0	0	2,333	408
Detox	2,206	0	12,431	0	0	0	0
Housing	4,782	73,149	40,401	47,158	286,598	0	167
Inpatient Hospitalization	5,007	92,646	0	0	0	4,280	24,461
Residential Treatment	3,232	16,881	94,363	0	0	3,818	3,303
Total	14,748	194,333	147,251	47,158	286,598	10,431	28,339
Hourly Services							
Assessment	28,424	22,905	13,474	4,121	0	5,412	4,353
Case Management	13,030	27,475	1,789	9,560	0	8,783	3,291
Counseling	25,362	82,389	225,631	42,972	0	43,647	15,716
Crisis Intervention	7,829	12,201	917	1,611	0	1,125	512
Other Day Services	34	0	16,108	0	0	0	0
Other Outpatient	518	893	0	0	0	53	177
Physician, Lab and Related Services	14,532	15,866	0	0	0	4,550	3,770
Rehabilitation	10,984	342,067	22,738	13,466	0	559,300	9,374
Vocational	156	2,381	0	0	0	260	15
Total	39,978	506,176	280,657	71,730	0	623,130	37,207

Oklahoma Department of Mental Health and Substance Abuse Services
Counts of Day and Hourly Services Provided by Funding Source for Various Categories During FY 2002
Residential Treatment Services

	Number of Clients/Contacts	Units of Service by Funding Source					
		Mental Health	Substance Abuse	Domestic Violence	Residential Care	Medicaid	Other
Admitted Clients							
Day Services							
Detox	184	0	844	0	0	0	0
Housing	288	0	15,751	0	0	0	184
Inpatient Hospitalization	344	1,304	0	0	0	1,698	671
Residential Treatment	4,556	21,614	132,705	0	0	5,825	4,212
Total	4,556	22,918	149,300	0	0	7,523	5,067
Hourly Services							
Assessment	987	68	1,087	0	0	0	23
Case Management	29	48	4	0	0	0	19
Counseling	352	229	2,931	0	0	0	51
Crisis Intervention	143	129	59	0	0	0	8
Other Outpatient	1	5	0	0	0	0	0
Physician, Lab and Related Services	23	16	0	0	0	0	6
Rehabilitation	50	1,377	255	0	0	0	220
Total	1,293	1,871	4,335	0	0	0	326

Oklahoma Department of Mental Health and Substance Abuse Services

Counts of Day and Hourly Services Provided by Funding Source for Various Categories During FY 2002 SED Clients

	Number of Clients/Contacts	Units of Service by Funding Source					
		Mental Health	Substance Abuse	Domestic Violence	Residential Care	Medicaid	Other
Admitted Clients							
Day Services							
Detox	5	0	36	0	0	0	0
Housing	68	1,820	1,056	869	0	0	2
Inpatient Hospitalization	325	557	0	0	0	1,849	720
Residential Treatment	341	904	2,183	0	0	5,287	621
Total	466	3,281	3,275	869	0	7,136	1,343
Hourly Services							
Assessment	1,485	1,583	173	30	0	299	525
Case Management	563	2,761	20	29	0	363	198
Counseling	1,242	7,151	1,513	308	0	2,303	1,554
Crisis Intervention	225	167	14	4	0	14	30
Other Day Services	2	0	288	0	0	0	0
Other Outpatient	23	17	0	0	0	0	61
Physician, Lab and Related Services	624	328	0	0	0	317	176
Rehabilitation	551	15,158	225	210	0	330	116
Total	2,130	27,165	2,232	581	0	3,627	2,661

Oklahoma Department of Mental Health and Substance Abuse Services

Counts of Day and Hourly Services Provided by Funding Source for Various Categories During FY 2002 Sex: Female Clients

	Number of Clients/Contacts	Units of Service by Funding Source					
		Mental Health	Substance Abuse	Domestic Violence	Residential Care	Medicaid	Other
Admitted Clients							
Day Services							
Crisis Stabilization	1,653	6,596	24	0	0	1,901	275
Detox	1,113	0	6,173	0	0	0	0
Housing	4,526	48,580	21,728	63,669	132,308	0	232
Inpatient Hospitalization	2,795	41,276	0	0	0	3,365	12,649
Residential Treatment	1,689	7,486	54,124	0	0	2,701	1,165
Total	9,904	103,938	82,049	63,669	132,308	7,967	14,321
Hourly Services							
Assessment	20,554	15,447	10,014	4,801	0	4,460	2,884
Case Management	10,009	19,254	1,288	12,108	0	6,888	2,546
Counseling	18,692	58,768	120,838	42,377	0	39,069	9,509
Crisis Intervention	6,044	8,315	558	2,105	0	863	395
Other Day Services	15	0	6,094	0	0	0	0
Other Outpatient	330	669	0	0	0	55	89
Physician, Lab and Related Services	10,164	11,086	0	0	0	3,551	2,288
Rehabilitation	8,290	176,880	20,239	16,823	0	351,746	5,940
Vocational	122	1,462	0	0	0	121	9
Total	28,910	291,880	159,032	78,215	0	406,753	23,659

Oklahoma Department of Mental Health and Substance Abuse Services

Counts of Day and Hourly Services Provided by Funding Source for Various Categories During FY 2002 Sex: Male Clients

	Number of Clients/Contacts	Units of Service by Funding Source					
		Mental Health	Substance Abuse	Domestic Violence	Residential Care	Medicaid	Other
Admitted Clients							
Day Services							
Crisis Stabilization	2,028	9,857	49	0	0	1,329	303
Detox	2,223	0	13,249	0	0	0	0
Housing	2,965	50,012	36,069	22,884	240,365	0	229
Inpatient Hospitalization	3,649	96,040	0	0	0	3,673	18,462
Residential Treatment	2,867	14,128	78,581	0	0	3,124	3,047
Total	11,103	170,037	127,948	22,884	240,365	8,126	22,041
Hourly Services							
Assessment	17,172	13,313	11,655	1,325	0	2,397	2,626
Case Management	7,187	17,759	1,469	2,095	0	4,664	1,857
Counseling	14,943	39,385	215,421	19,478	0	15,935	10,856
Crisis Intervention	4,320	7,817	605	269	0	542	367
Other Day Services	34	0	14,317	0	0	0	0
Other Outpatient	346	635	0	0	0	8	100
Physician, Lab and Related Services	7,695	8,124	0	0	0	2,249	2,283
Rehabilitation	6,455	253,971	14,341	4,081	0	355,114	7,498
Vocational	91	1,733	0	0	0	140	24
Total	24,445	342,736	257,808	27,248	0	381,049	25,612

Oklahoma Department of Mental Health and Substance Abuse Services

Counts of Day and Hourly Services Provided by Funding Source for Various Categories During FY 2002 SMI Clients

	Number of Clients/Contacts	Units of Service by Funding Source					
		Mental Health	Substance Abuse	Domestic Violence	Residential Care	Medicaid	Other
Admitted Clients							
Day Services							
Crisis Stabilization	3,124	14,439	72	0	0	3,128	522
Detox	871	0	5,654	0	0	0	0
Housing	2,834	91,807	15,710	12,383	370,879	0	173
Inpatient Hospitalization	4,775	121,559	0	0	0	4,767	27,683
Residential Treatment	1,073	14,885	31,187	0	0	44	912
Total	9,670	242,690	52,623	12,383	370,879	7,939	29,290
Hourly Services							
Assessment	19,483	21,256	2,967	890	0	5,610	2,541
Case Management	11,011	32,618	449	2,485	0	10,751	3,017
Counseling	13,093	63,320	48,677	9,865	0	43,118	6,734
Crisis Intervention	6,008	10,823	457	415	0	1,312	352
Other Day Services	3	0	621	0	0	0	0
Other Outpatient	569	1,169	0	0	0	63	40
Physician, Lab and Related Services	14,875	17,031	0	0	0	5,146	3,947
Rehabilitation	8,718	394,367	4,928	4,108	0	691,365	7,388
Vocational	200	3,152	0	0	0	261	29
Total	24,743	543,737	58,099	17,763	0	757,627	24,046

Definitions of Terms and Categorization Variables

The following are definitions of terms and categorization variables used in this Data Book report.

Admitted Clients Served

Admitted Clients Served had an admission transaction in the ICIS before or during the report year and had received a service during the year. For this section, they are counted only once in the total for each level of aggregation. This is called an unduplicated count.

Age

Client age is computed using the client's age at the middle of the fiscal year.

Contacts

Individuals are counted as contacts when they call or visit an agency, but are not admitted.

Funding Source

Funding Source helps identify the payment source of services. Frequently, clients receive services under multiple funding sources. The funding source categories for this report were Mental Health, Substance Abuse, Domestic Violence, Residential Care, Medicaid, and Other.

ICIS

The Oklahoma Department of Mental Health and Substance Abuse Services maintains an agency-wide database, the Integrated Client Information System (ICIS), to which all Department-funded services and transactions are reported. The ICIS contains demographic and service information about clients and agencies.

List of Agencies by Type

The following is a list of agencies by type that provided data during the Fiscal Year 2002:

AGENCY TYPE**AGENCY NAME**

Community Mental Health

ASSOCIATED CENTERS FOR THERAPY, INC.
BILL WILLIS MENTAL HEALTH
CARL ALBERT C.M.H.C.
CENTRAL OKLAHOMA CMHC
CHISHOLM TRAIL COUNSELING SVS
COMMUNITY COUNSELING CENTER
CREEKS MENTAL HEALTH SERVICES
EDWIN FAIR CMHC
FAMILY & CHILDREN'S SERVICES
GRAND LAKE M.H.C.
GREEN COUNTRY BEHAVIORAL HEALTH SERVICES, INC.
HOPE COMMUNITY SERVICES, INC.
JIM TALIAFERRO CMHC
M.H. SERVICES OF SOUTHERN OKLAHOMA
NORTH CARE CENTER
OKLAHOMA COUNTY CRISIS INTERVENTION CENTER
PARKSIDE, INC.
RED ROCK BEHAVIORAL HEALTH SVC
RED ROCK WEST
TULSA CRISIS INTERVENTION CENTER
WAGONER COMMUNITY HOSPITAL-BILL WILLIS
WAGONER HOSPITAL - CRISIS UNIT
WESTERN STATE PSYCHIATRIC CTR
WHEATLAND MH CTR, INC.

Domestic Violence and Sexual Assault

ACMI HOUSE INC
ACTION ASSOCIATES, INC.
CALL RAPE INC.
COMMUNITY CRISIS CENTER, INC.
CRISIS CONTROL CENTER
D.V. PROGRAM OF N. CENTRAL OKLAHOMA
DOMESTIC VIOL INTERVEN
FAMILY CRISIS & COUNSELING CTR
FAMILY CRISIS CTR, INC.
FAMILY RESOURCE CENTER
FAMILY SHELTER
HELP-IN-CRISIS, INC.
KIBOIS WOMEN'S SHELTER
N.W. DOMESTIC CRISIS SERVICES
NEW DIRECTIONS, INC.
OKMULGEE CO FAMILY RESC CENTER
PROJECT SAFE, INC.
ROGERS CO COMMUNITY SERVICES
S.O.S. FOR FAMILIES
STEPHENS CO. VOL. FOR CRISIS,I

AGENCY TYPE**AGENCY NAME**

STILLWATER DOM/VIOLENT SERVICES
TULSA SEXUAL ASSAULT NURSE EN
WOMEN IN SAFE HOMES, INC.
WOMEN'S CRISIS SERVICES
WOMEN'S SVC/FAM RESOURCE CTR
WOMENS RESOURCE CENTER
YWCA CRISIS CENTER
YWCA OF OKC CRISIS SERVICES

Hospitals

EASTERN STATE HOSPITAL
GRIFFIN MEMORIAL HOSPITAL
OKLAHOMA BEHAVIORAL HEALTH SERVICES
OKLAHOMA YOUTH CENTER

Other Agencies

CENTER FOR CHILDREN & FAMILIES
CROSSROADS INCORPORATED
DIVORCE VISITATION ARBITRATION
PEOPLE INCORPORATED
SAFE HAVEN
THUNDERBIRD CLUBHOUSE
TRANSITION HOUSE INC.
TULSA METROPOLITAN MINISTRY

Residential Care

ADA RESIDENTIAL CARE
BOLEY RESIDENTIAL CARE HOME
BOLEY RESIDENTIAL CARE HOME II
CLETA'S COTTAGE
COPP'S RESIDENTIAL CARE, INC.
COUNTRY LANE RESIDENTIAL CARE HOME
DON MENTZER FACILITY
DOW RESIDENTIAL CARE HOME
DUNCAN COMMUNITY RESIDENCE INC
EDNA LEE'S RESIDENTIAL CARE
EL RENO RESIDENTIAL CARE HOME
FAIR OAKS
GREEN ACRES
HAV-TAPINC DBA, THE HARBOR
HIGH CEDAR RESIDENTIAL CARE
LAKE FRANCIS RES. CARE, LLC
LAKE FRANCIS RETIREMENT CENTER
LARI'S RESIDENTIAL CARE, LLC
MEADOW BROOK RESCARE
MILLER COZY HOME, INC.
NEW BEGINNING
NORTH FORK RESIDENTIAL CARE

AGENCY TYPE**AGENCY NAME**

ORCHARD GROVE
PADEN RESIDENTIAL CARE
PRAGUE ASSISTED LIVING CENTER
RAMBLING ROSE RESIDENTIAL CARE
SANTE FE RESIDENTIAL CARE
SHERRY'S OLD FASHION ROOM AND BOARD
SOUTHWEST RETIREMENT HOME, INC
SUGAR MOUNTAIN RETREAT
SUNNY ACRES BOARDING MANOR INC
SUNNY ACRES RESIDENTIAL CARE

Substance Abuse

A BETTER CHANCE
ADA AREA CHEMICAL DEP. CTR
ALPHA II, INC.
ALTERNATIVEWORKS
BRIDGEWAY
CAA TURNING POINT
CARE FOR CHANGE INC.
CITIZEN POTOWATOMI NATION
COMMUNITY ALCOHOLISM SERVICES
COMMUNITY CHILDREN'S SHELTER
COMMUNITY DEVELOPMENT SUPPORT ASSOCIATION
COPE, INC.
COUNSELING CENTER OF S.E. OKLAHOMA
DRUG RECOVERY, INC.
EAGLE RIDGE INSTITUTE
EDMOND FAMILY SERVICES, INC.
GATEWAY TO PREVENTION/RECOVERY
GREAT PLAINS YOUTH & FAMILY SERVICES, INC.
HOMINY HEALTH SRVCS CTR INC.
HOUSE OF HOPE INC
HUMAN SKILLS & RESOURCES
INDIAN HEALTH CARE RESRCE CTR
KIAMICHI COUNCIL ON ALCOHOLISM
LATINO COMMUNITY DEV. AGENCY
LEFLORE CO. YOUTH/FAMILY SERVICES, INC.
LIFE IMPROVEMENT CENTER
LOGAN COUNTY YOUTH & FAMILY SERVICES, INC.
MARIE DETTY YOUTH SVC CTR
METRO TULSA SUBSTANCE ABUSE SERVICE
MONARCH, INC.
MOORE ALC/DRUG CTR
MUSKOGEE COUNTY COUNCIL OF YOUTH SERVICES
N.E. OK COUNCIL ON ALCOHOLISM
NATIVE AMERICAN CENTER OF RECOVERY
NEW DIRECTIONS

AGENCY TYPE**AGENCY NAME**

NEW HOPE OF MANGUM
NORMAN AL/DRUG TREATMENT CTR
NORMAN ALCOHOL INFORMATION CTR
NW SUBSTANCE TREATMENT CNTR
OPPORTUNITIES, INC., CDTC
PAYNE CO COUNSELING SVC, INC.
PAYNE COUNTY DRUG COURT, INC.
RIVERSIDE COUNSELING
ROADBACK, INC.
ROGERS COUNTY DRUG ABUSE
S.W. YOUTH & FAMILY SERVICES
SECOND CHANCE CDU
STARTING POINT II, INC.
STREET SCHOOL INC
THE BROWN SCHOOLS OF OKLAHOMA, INC
THE LASTSTOP
THE NEXT STEP NETWORK, INC.
THE OAKS REHAB. SERVICES CTR
THE REFERRAL CENTER
TOTAL LIFE COUNSELING
TRI-CITY YOUTH & FAMILY CENTER
TRI-CITY SUBSTANCE ABUSE CTR
TURNING POINT
TWELVE & TWELVE, INC
VINITA AL/DG TREATMENT CTR

ODMHSAS

Refers to the Oklahoma Department of Mental Health and Substance Abuse Services.

Other Indicators

There are several groups of clients that are of special interest because they have special treatment needs, state or federal requirements regarding their placement or the services they receive, or because they are part of a priority population. The definitions of these groups and criteria for their selection are provided below:

- **Custody of DHS**

The client, 18 years of age or younger, is in the custody of the Department of Human Services.

- **Custody of DOC**

The client is in the custody of the Department of Corrections. Clients under house arrest, electronic monitoring, or in prison are all considered to be in the custody of DOC. Clients on probation or parole are not.

- **Custody of OJA**

The client, 18 years of age or younger, is in the custody of the Office of Juvenile Affairs.

- **Deaf and Hearing Impaired**

Clients who are deaf, hard of hearing, or indicated the need for an interpreter for the deaf were grouped to form the Deaf and Hearing Impaired category.

- **Homeless**

A homeless person under ICIS criteria is a person who: (a) lacks a fixed, regular and adequate night time residence AND (b) has a primary night time residence that is a supervised publicly or privately operated shelter designed to provide temporary living accommodations including welfare hotels, congregate shelters, halfway houses, and transitional housing for the mentally ill; or an institution that provides a temporary residence for individuals intended to be institutionalized; or a public or private place not designed for, or ordinarily used as, a regular sleeping accommodation for human beings, not limited to people living on the streets. Individuals are considered homeless if they have lost their permanent residence, and are temporarily living in a shelter to avoid being on the street. Prisoners being released or in the custody of a correctional facility are not considered homeless at the time of admission for treatment. The definition also excludes persons in a hospital, residential care facility, commercial hotel/motel, supervised apartment, or living with parent/other relative (even if only temporarily). The definition does include domestic violence and sexual assault shelters, as the persons have fled a residence that is not adequate (i.e., not safe).

- **Legal Status**

Legal Status has three categories; Voluntary, Civil Involuntary, and Criminal Involuntary. The categories of legal status (with ICIS codes) are as follows:

Voluntary. These clients enter treatment voluntarily and are coded Voluntary Admission (01), Court Voluntary (02), Informal Admission (16), or Other (18).

Civil Involuntary. These clients are required by the court system to receive services, even though they may be reluctant. They are coded Court Commitment (03), Order of Detention (06), Juvenile Court Order (07), Transfer – Other Legal Entity (08), Court Ordered Juveniles in Need of Treatment, DHS given custody (10), Court Ordered Juveniles in Need of Treatment Parental Custody Retained (11), Emergency Detention (12), Continued Court Detention (13), 28-Day Court Commitment (14), or Protective Custody (17).

Criminal Involuntary. These clients are required to receive services because they have been accused of or have committed a crime. Codes include the following; Incompetent to Stand Trial (04), Not Guilty by Reason of Insanity (05), Court Order for Observation and Evaluation (09), Court Referred DUI Clients (15), Criminal Hold (20), or Court Commit with Hold (21).

- **Adults with Serious Mental Illness (SMI)**

SMI denotes clients who have been identified **at any time** as having a serious mental illness using the formal ODMHSAS definition. According to this definition, an Adult with a Serious Mental Illness must be an individual 18 years of age or older.

- **Children with a Serious Emotional Disturbance (SED)**

SED refers to children who meet departmental criteria for having a Serious Emotional Disturbance.

- **Any Alcohol/Drug Problem**

A substance abuse client is one who has one or more DSM-IV Axis I primary, secondary or tertiary diagnoses from categories 1.a. or 1.b. (in the Dual Diagnosis definition below) or one or more ICIS Substance Abuse Related Problems (710-731, 741-743). Clients identified only as co-dependents are not identified as substance abusers.

- **Dual Diagnosis Client**

A dual diagnosis client is one who meets the criteria for having a substance abuse diagnosis from categories 1.a. or 1.b. below and meets the criteria for a mental illness based on one or more DSM-IV Axis II primary, secondary, or tertiary diagnoses from categories 2.a. through 2.e. below.

1.a. Psychoactive Substance Induced Organic Disorders: 291.0-291.8, 292.0-292.83, 292.89-282.99

- b. Psychoactive Substance Use Disorders: 303.0-305.99.
- 2.a. Schizophrenia: 295.10, 295.20, 295.30, 295.40, 295.60, 295.70, 295.90
- b. Delusional (Paranoid) Disorder: 297.1
- c. Other Psychotic Disorders: 295.40, 295.70, 297.3, 298.8, 298.9, 297.1, 297.3
- d. Mood Disorders: 296.20-296.7
- e. Borderline Personality Disorder: 301.83

▪ **Indigent**

A person whose applicable income falls at or below 200% of the Federal Poverty Level is considered indigent. To determine whether the client was indigent, the household gross annual income must have been reported. The ODMHSAS eligibility criteria for indigence are based on the weighted average poverty thresholds provided annually by the U. S. Department of Commerce. The following table presents the threshold levels for FY02.

**Oklahoma Department of Mental Health and Substance Abuse Services
Eligibility Criteria
Indigence Threshold
(200% of Federal Poverty Guideline)**

Number of Persons in Household	Household Gross Annual Income
1	\$17,180
2	\$23,220
3	\$29,260
4	\$35,300
5	\$41,340
6	\$47,380
7	\$53,420
8	\$59,460
9 or more	Add \$ 6,040 to \$59,460 for each additional person

Presenting Problem/Diagnosis

Categories for this variable are based on the DSM-IV primary diagnosis or primary presenting problem. If the admitting agency has clinicians qualified to make a diagnosis, the diagnosis is used, otherwise, a presenting problem is used to define a client's category.

Categories	Codes
Developmental Disorders	
DSM-IV Codes:	302.5-302.69, 302.85, 307-307.39, 307.5-307.99, 309.21, 312-312.29, 312.9-313.21, 313.81-313.89, 314-314.99, 315-319.99, 299-299.99
Presenting Problems:	210, 240
Non Alcohol/Drug Related Organic	
DSM-IV Codes:	290-290.99, 293-293.83, 294-294.80, 310-310.10
Alcohol Abuse	
DSM-IV Codes:	291-291.99, 293.9, 303-303.99, 305-305.02
Presenting Problems:	741, 710, 711
Other Substance Abuse	
DSM-IV Codes:	305.1-305.99, 292-292.99, 304-304.99
Presenting Problems:	742, 743, 744, 720-731
Schizophrenia	
DSM-IV Codes:	295 (excluding 295.4, 295.7)
Other Psychotic	
DSM-IV Codes:	297-298.9, 295.40, 294.9, 295.70
Presenting Problems:	510-530, 650
Mood Disorders	
DSM-IV Codes:	296-296.99 301.13, 300.4-300.49, 293.89, 311-311.99
Presenting Problems:	500-503

Categories	Codes
Other Non-Psychotic	
DSM-IV Codes:	300-300.39, 300.6-300.99, 302-302.49, 302.7-302.84, 302.89-302.99, 307-4-307.49, 307.8, 312.8, 308.3-309.19, 309.23-309.99, 312.3, 316-316.99, 780.50
Personality Disorders	
DSM-IV Codes:	301-301.9
Social Conditions	
DSM-IV Codes:	V40.00-V40.60, V61-V71.02, 955.5-995.81
Presenting Problems:	740, 450, 620-632, 311-420
Deferred/No Diagnosis	
DSM-IV Codes:	799.9-799.90, V71.09
Presenting Problems:	110, 130

Race

Clients who selected more than one category from the choices below, indicating their race, are grouped in the Two or More Races category. The Unknown category was utilized to group Clients who made no selection from the choices below indicating their race.

The following groupings are used for reporting race:

- White
- Black
- Native American
- Hispanic
- Asian
- Two or More Races
- Unknown

Units of Service: Day and Hourly

The time provider agency staff spend delivering services to or for service recipients is reported in days, parts of days or minutes (summed to hours). Following is a list of codes and descriptions for services funded by DMHSAS in FY02.

Services	Category	Code	Description
Day	Crisis Stabilization	002E	Crisis Stabilization
	Detoxification	002B	Detoxification
		001B	Medical Detoxification
		002C	Non-medical Detoxification (social)
		002K	Non-medical Detoxification
	Housing	003M	Dependent Children Of Substance Abuse in Halfway House
		003N	Dependent Children Of Substance Abuse In Residential Treatment
		003G	Domestic Violence Residential Shelter For Primary Victims
		003H	Domestic Violence Residential Shelter For Dependents
		003P	Enhanced Residential Care
		004E	Family Self Sufficiency Program
		003B	Halfway House
		003A	Halfway House Services for Pregnant and Postpartum Women
		003S	Halfway House Services for Women with Dependent Children
		003T	Halfway House Service for Dually Diagnosed
		003Y	Halfway House Services for Adolescents
		003C	Independent Living Training Program
		003V	Permanent Congregate Housing with Onsite Support
		003Z	Permanent Congregate House
		003K	Residential Care
		003Q	Safe Haven
		003I	Short-term Emergency Shelter
		003F	Sponsored Family Program
		003J	Sponsored Housing Program
		003E	Supervised Housing
	003R	Transitional Living	
	Inpatient	001D	Acute Inpatient
		001C	Acute Medical Care
		001A	Intermediate Inpatient
	Residential Treatment	002Q	Enhanced Residential Treatment - Mental Health
		002N	Intensive Residential Substance Abuse Treatment
		002R	Intensive Residential Treatment
		002P	Intensive Residential Treatment - Mental Health
		002A	Residential Treatment (Substance Abuse & Mental Health)

Services	Category	Code	Description
		002G	Residential Treatment for Adolescents
		002H	Residential Treatment for Women with Dependent Children
		002J	Residential Treatment Dually Diagnosed
		002S	Residential Treatment
		002M	Services to Dependent Children of Substance Abuse Clients in Residential Treatment
Hourly			
	Evaluation/Assessment		
		106	Clinical Testing
		100	Competency Evaluation
		102	Court Related Evaluation
		309	Drug Screening
		104	DUI Assessment
		110	Evaluation and Assessment
		101	Evaluation/assessment
		107	Group Assessment
		138	Institution Based SA Screening
		105	Referral
		300	Treatment Plan Review
		400	Treatment Planning
	Counseling		
		590	Divorce Visitation Arbitration Services
		132	Family/marital
		137	Family/Marital Counseling (Mental Health Professional)
		131	Group Counseling
		136	Group Counseling (Mental Health Professional)
		135	Individual Counseling (Mental Health Professional)
		130	Individual Counseling
		241	Peer Counseling
		249	Staff Time Providing Support Group Service (Project Heartland)
	Crisis Intervention		
		133	Crisis Intervention Counseling
		134	Crisis Intervention Telephone
		120	Emergency/Crisis (face/face)
		121	Emergency/Crisis (telephone)
		123	Mobile Crisis Service
	Case Management		
		212	Case Management
		225	Case Management
		226	Case Management
		852	Case Management & Home-based Travel
		204	Client Advocacy
		207	Home-based Services
		213	Intensive Case Management

Services	Category	Code	Description
	Physician/Lab Services	301	Laboratory
		305	Medical Review
		308	Medication Delivery
		304	Pharmacological Management
	Other Day Services	004C	Day School/6 Hours
		434	Intensive Outpatient Services- Group
		433	Intensive Outpatient Services- Individual
	Other Outpatient Services	214	Assertive Community Treatment
		500	Consultation
		109	Court Related Services
		210	Disaster Support Service
		501	Education
		190	Gate-keeping
		191	Gate-keeping Extension
		565	Institution-based Substance Abuse Treatment
		571	PACT Client Support
		252	PACT Timeline Development
		506	Sexual Assault Nurse Examiner (SANE) Training
		504	System Support
		503	Training
		505	Treatment Team Meeting
	Outreach	551	Community Outreach
		553	Community Outreach to Children
		552	Intensive Outreach to Children
		550	Outreach
		561	Prevention Type Activities
		560	Substance Abuse Early Intervention
	Rehabilitation	203	Client Education
		242	Consumer Drop-in Center
		430	Day Treatment Hourly
		217	Group Rehabilitative Treatment
		216	Individual Rehab Treatment
		431	Psycho-social Hourly
		205	Resource Skills Development
		251	Resource Skills Development by Peers
		224	Substance Abuse Dx\Prob-Related Education (Family)
		219	Substance Abuse Dx\Prob-Related Education (Group)
		218	Substance Abuse Dx\Prob-Related Education (Individual)
		211	Substance Abuse Dx\Prob-Related Education
		202	Socialization

Services	Category	Code	Description
	Vocational	243	Employment Training
		570	Job Retention Support
		245	Pre-vocational
		244	Vocational Training

Various Categories:

In response to many special report requests in past years, the special reports table was generated to address the majority of those requests.

Description of Sections and Tables

The Data Book consists of two sections. The first section displays Counts of Admitted Clients Served by Funding Source for Sex, Age, Race, Presenting Problem/Diagnosis, County of Residence, and Other Indicators. The second section presents Counts of Day and Hourly Units of Service by Funding Source for Admitted Clients and Contacts. Each section contains six tables presenting data for 1) Statewide Total, 2) Agency, 3) Agency Type, 4) Count of Residence, 5) Planning Area, and 6) Various Categories.

Section One: Admitted Clients Served by Funding Source

Admitted Clients Served are clients who have an admission transaction in the ICIS before or during the report year and had received a service during the report year. For this section, they are counted only once in the total for each level of aggregation or category in which they appear. This is called an unduplicated count. For example, a client may receive services at one hospital and then receive services at another hospital in the same year. This client would be counted twice (once at each hospital) in the agency report, but only once in the agency type and statewide tables. Because information such as age and sex should remain constant (except for data entry errors), counts for categories of these variables will sum to the total clients served on each table. Variables that might change from admission at one facility to admission at another or over time, (e.g., legal status, diagnosis, and target population) can be counted in more than one category and should not be summed.

This section shows only clients who were admitted for services and excludes contacts. It enumerates admitted clients, but further limits the counts to specific subgroups of the client population. Each individual counted has received a service at some time during the year regardless of the year he/she was admitted. Clients are grouped by frequently referenced demographics: Sex, Age, Race, Presenting Problem/Diagnosis, County of Residence, and Other Indicators. A client may be in more than one of these groups, or a client's group may change during the year. As a result, the sum of target populations exceeds the total number served. However, for any given population, the age, race, and sex, which do not change (age is calculated as of a single point in time), are unduplicated counts and should equal the total.

Section Two: Units of Service by Funding Source

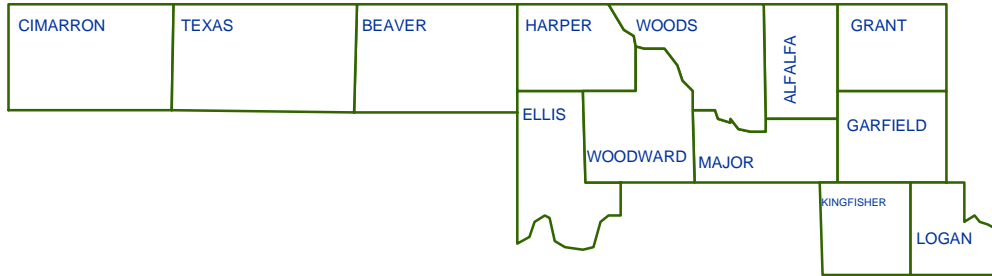
This section helps to quantify the Department's impact on the community by reporting the total number of individuals identified as receiving a service during the fiscal year. It also presents Summaries for all types of services funded through the ODMHSAS.

Individuals are counted as contacts when they call or visit an agency, but are not admitted. In general, a person can be reported as a contact twice at the same agency within a twelve-month period, but services are not given a third time without an admission. A client can also seek services at another agency and be counted as a contact there. In the Data Book report, an agency's contact counts exclude individuals who are subsequently admitted there. Additionally, two types of contacts are excluded from counts: Emergency Contacts and Group Contacts. In these cases, individuals are not identified and their addition would likely produce duplicated counts. However, the services to those individuals are reported.

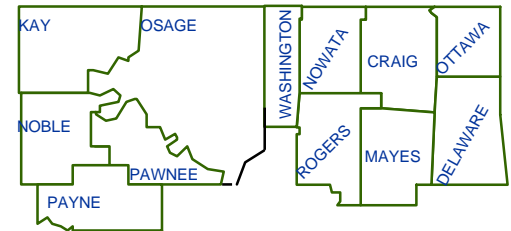
OKLAHOMA DEPARTMENT OF MENTAL HEALTH
AND SUBSTANCE ABUSE SERVICES

Planning Areas

Northwest



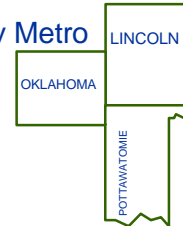
Northeast



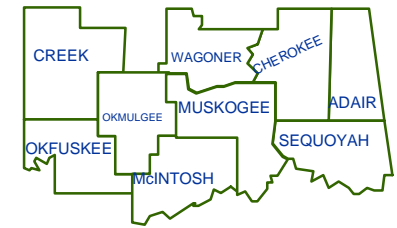
Tulsa Metro



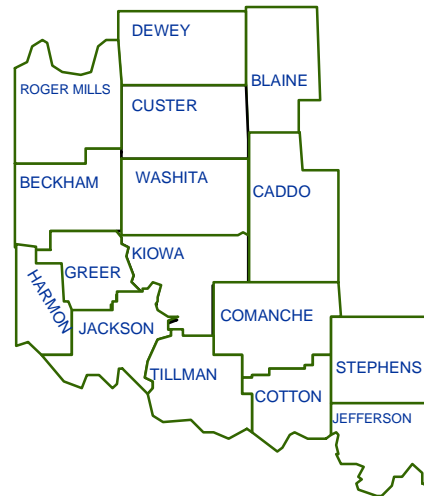
Oklahoma City Metro



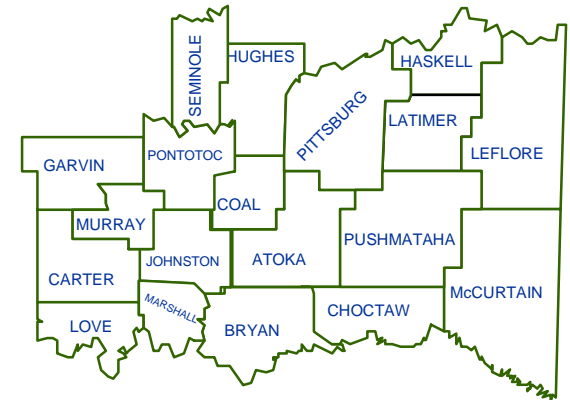
East Central



Central



Southwest



Southeast