

# *data*

BOOK FOR FISCAL YEAR 2000

Section Two:  
Units of Service by Funding  
Source

Table 8. Counts of Day and  
Hourly Services Provided for  
Each Agency

# DATA BOOK FOR FISCAL YEAR 2000

Published by

Oklahoma Department of Mental Health and Substance Abuse  
Services

Prepared by

**Ali Akour, Ph.D.**

Data Analyst, Evaluation and Data Analysis Section  
Decision Support Services

2002

---

**Terry Cline, Ph.D., Commissioner**  
**Steve Davis, Ph.D., Director of Decision Support Services**  
**Mark Reynolds, Ed. D., Evaluation & Data Analysis Data Projects Manager**

## Public Domain Notice

The Data Book for Fiscal Year 2000 is in the public domain and may be reproduced or copied without permission from the Oklahoma Department of Mental Health and Substance Abuse Services. However, this publication may not be reproduced or distributed for a fee without the specific, written authorization of Oklahoma Department of Mental Health and Substance Abuse Services. Citation of the source is appreciated.

## Electronic Access to Publication

This publication is available on the World Wide Web at:  
<http://www.odmhsas.org/specialreports.htm>

## How to Contact Us

**Oklahoma Department of Mental Health and Substance Abuse Services**  
**Evaluation and Data Analysis Section**  
P.O. Box 53277  
Oklahoma City, OK 73152-3277  
(405) 522-3813

# Contents

---

## Introduction

### Section One: Admitted Clients Served by Funding Source

- Table 1. Counts of Admitted Clients Served for **Statewide Total**
- Table 2. Counts of Admitted Clients Served for each **Agency**
- Table 3. Counts of Admitted Clients Served for each **Agency Type**
- Table 4. Counts of Admitted Clients Served for each **County of Residence**
- Table 5. Counts of Admitted Clients Served for each **Planning Area**
- Table 6. Counts of Admitted Clients Served for **Various Categories**

### Section Two: Units of Service by Funding Source

- Table 7. Counts of Day and Hourly Services Provided for **Statewide Total**
- Table 8. Counts of Day and Hourly Services Provided for each **Agency**
- Table 9. Counts of Day and Hourly Services Provided for each **Agency Type**
- Table 10. Counts of Day and Hourly Services Provided for each **County of Residence**
- Table 11. Counts of Day and Hourly Services Provided for each **Planning Area**
- Table 12. Counts of Day and Hourly Services Provided for **Various Categories**

## Appendix

**Definitions of Terms and Categorization Variables**

**Descriptions of Sections and Tables**

**Map of Planning Areas**

# **DATA BOOK FOR FISCAL YEAR 2000**

## **Introduction**

---

Prior to Fiscal Year 1999, any client seen at an Oklahoma Department of Mental Health and Substance Abuse Services (ODMHSAS) contracted facility was reported, regardless of who paid for the service. Starting with Fiscal Year 1999, only clients funded in full or in part by ODMHSAS were reported. Therefore, previous years' reported client counts will be larger than in following years.

During the Fiscal Year 2000, the State of Oklahoma expenditures on community mental health services, inpatient facilities, substance abuse services, domestic violence/sexual assault services, and departmental management amounted to approximately \$159 million dollars. An unduplicated total of approximately 79,700 recipients were served system-wide in FY 2000. The unduplicated total of 79,700 recipients consists of 56,545 recipients that were admitted and served and 19,155 recipients that were contacts. The Data Book report is generated to provide basic information about these recipients and services they received for policy makers, interest groups, and others working to improve the quality of life for those in need.

The Data Book report is produced by the Evaluation and Data Analysis Section of the Decision Support Services Division at the Oklahoma Department of Mental Health and Substance Abuse Services (ODMHSAS). The report summarizes demographic information and services for clients served in agencies operated by or funded through ODMHSAS. To create the Data Book report, data are extracted from the ODMHSAS Integrated Client Information System (ICIS). ICIS contains demographic and service information about service recipients and agencies.

To meet the specific needs of a variety of entities, the Data Book report consists of two separate sections: Admitted Clients Served by Funding Source; Units of Service by Funding Source. The sections are then divided into tables and each table presents a different view of the data. Definitions of terms and a Map of Planning Areas are also provided.

## Oklahoma Department of Mental Health and Substance Abuse Services

**Counts of Day and Hourly Services Provided by Funding Source for Each Agency During FY 2000**  
**A BETTER CHANCE**

**Units of Service by Funding Source**

	Number of Clients/Contacts	Units of Service by Funding Source					
		Mental Health	Substance Abuse	Domestic Violence	Residential Care	Medicaid	Other
<b>Admitted Clients</b>							
Hourly Services							
Assessment	349	0	984	0	0	0	0
Case Management	237	0	252	0	0	0	0
Counseling	79	0	578	0	0	0	0
Crisis Intervention	1	0	1	0	0	0	0
Rehabilitation	124	0	80	0	0	0	0
<b>Total</b>	<b>416</b>	<b>0</b>	<b>1,894</b>	<b>0</b>	<b>0</b>	<b>0</b>	<b>0</b>

## Oklahoma Department of Mental Health and Substance Abuse Services

## Counts of Day and Hourly Services Provided by Funding Source for Each Agency During FY 2000

## ACMI HOUSE INC

	Number of Clients/Contacts	Units of Service by Funding Source					
		Mental Health	Substance Abuse	Domestic Violence	Residential Care	Medicaid	Other
<b>Admitted Clients</b>							
Day Services							
Housing	162	0	0	2,763	0	0	0
Total	162	0	0	2,763	0	0	0
Hourly Services							
Assessment	189	0	0	265	0	0	0
Case Management	121	0	0	354	0	0	0
Counseling	163	0	0	1,107	0	0	0
Crisis Intervention	39	0	0	98	0	0	0
Rehabilitation	130	0	0	899	0	0	0
Total	254	0	0	2,722	0	0	0
<b>Contacts</b>							
Hourly Services							
Assessment	14	0	0	14	0	0	0
Case Management	1	0	0	1	0	0	0
Counseling	6	0	0	4	0	0	0
Crisis Intervention	7	0	0	238	0	0	0
Early Intervention, Outreach	23	0	0	114	0	0	0
Other Outpatient	18	0	0	510	0	0	0
Total	64	0	0	881	0	0	0

## Oklahoma Department of Mental Health and Substance Abuse Services

**Counts of Day and Hourly Services Provided by Funding Source for Each Agency During FY 2000**  
**ACTION ASSOCIATES, INC.**

	Number of Clients/Contacts	Units of Service by Funding Source					
		Mental Health	Substance Abuse	Domestic Violence	Residential Care	Medicaid	Other
<b>Admitted Clients</b>							
Day Services							
Housing	122	0	0	2,210	0	0	0
Total	122	0	0	2,210	0	0	0
Hourly Services							
Assessment	193	0	0	227	0	0	0
Case Management	195	0	0	1,439	0	0	0
Counseling	151	0	0	804	0	0	0
Crisis Intervention	139	0	0	100	0	0	0
Rehabilitation	118	0	0	1,713	0	0	0
Total	270	0	0	4,283	0	0	0
<b>Contacts</b>							
Hourly Services							
Assessment	1	0	0	2	0	0	0
Crisis Intervention	3	0	0	83	0	0	0
Other Outpatient	21	0	0	1,613	0	0	0
Total	24	0	0	1,697	0	0	0



## Oklahoma Department of Mental Health and Substance Abuse Services

**Counts of Day and Hourly Services Provided by Funding Source for Each Agency During FY 2000**  
**ADA AREA CHEMICAL DEPENDENCY CENTER, INC.**

**Units of Service by Funding Source**

	Number of Clients/Contacts	Units of Service by Funding Source					
		Mental Health	Substance Abuse	Domestic Violence	Residential Care	Medicaid	Other
<b>Admitted Clients</b>							
Hourly Services							
Assessment	63	0	112	0	0	12	0
Counseling	125	0	4,485	0	0	548	0
Crisis Intervention	1	0	4	0	0	0	0
<b>Total</b>	<b>135</b>	<b>0</b>	<b>4,600</b>	<b>0</b>	<b>0</b>	<b>560</b>	<b>0</b>
<b>Contacts</b>							
Hourly Services							
Assessment	43	0	67	0	0	0	0
Counseling	1	0	0	0	0	2	0
<b>Total</b>	<b>44</b>	<b>0</b>	<b>67</b>	<b>0</b>	<b>0</b>	<b>2</b>	<b>0</b>

## Oklahoma Department of Mental Health and Substance Abuse Services

## Counts of Day and Hourly Services Provided by Funding Source for Each Agency During FY 2000

## ADA RESIDENTIAL CARE

## Units of Service by Funding Source

	Number of Clients/Contacts	Units of Service by Funding Source					
		Mental Health	Substance Abuse	Domestic Violence	Residential Care	Medicaid	Other
<b>Admitted Clients</b>							
Day Services							
Housing	34	0	0	0	6,400	0	0
Total	34	0	0	0	6,400	0	0

## Oklahoma Department of Mental Health and Substance Abuse Services

**Counts of Day and Hourly Services Provided by Funding Source for Each Agency During FY 2000**  
**ALPHA II, INC.**

**Units of Service by Funding Source**

	Number of Clients/Contacts	Units of Service by Funding Source					
		Mental Health	Substance Abuse	Domestic Violence	Residential Care	Medicaid	Other
<b>Admitted Clients</b>							
Day Services							
Housing	47	0	3,096	0	0	0	0
Residential Treatment	88	0	2,173	0	0	0	0
<b>Total</b>	<b>108</b>	<b>0</b>	<b>5,269</b>	<b>0</b>	<b>0</b>	<b>0</b>	<b>0</b>

## Oklahoma Department of Mental Health and Substance Abuse Services

**Counts of Day and Hourly Services Provided by Funding Source for Each Agency During FY 2000**  
**ASSOCIATED CENTERS FOR THERAPY, INC.**

**Units of Service by Funding Source**

	Number of Clients/Contacts	Units of Service by Funding Source					
		Mental Health	Substance Abuse	Domestic Violence	Residential Care	Medicaid	Other
<b>Admitted Clients</b>							
Day Services							
Crisis Stabilization	28	57	0	0	0	0	0
Housing	25	2,893	0	0	0	0	0
Inpatient Hospitalization	25	322	0	0	0	0	0
<b>Total</b>	<b>64</b>	<b>3,272</b>	<b>0</b>	<b>0</b>	<b>0</b>	<b>0</b>	<b>0</b>
Hourly Services							
Assessment	432	414	0	0	0	59	0
Case Management	411	4,144	0	0	0	1,600	0
Counseling	365	2,312	0	0	0	334	0
Crisis Intervention	8	7	0	0	0	6	0
Other Outpatient	27	213	0	0	0	3	0
Physicain, Lab and Related Services	410	547	0	0	0	107	0
Rehabilitation	144	7,038	0	0	0	8,993	0
<b>Total</b>	<b>593</b>	<b>14,674</b>	<b>0</b>	<b>0</b>	<b>0</b>	<b>11,101</b>	<b>0</b>
<b>Contacts</b>							
Hourly Services							
Assessment	23	38	0	0	0	1	0
Case Management	2	5	0	0	0	0	0
Crisis Intervention	2	5	0	0	0	0	0
Early Intervention, Outreach	23	456	0	0	0	0	0
Physicain, Lab and Related Services	1	1	0	0	0	0	0
<b>Total</b>	<b>48</b>	<b>504</b>	<b>0</b>	<b>0</b>	<b>0</b>	<b>1</b>	<b>0</b>

## Oklahoma Department of Mental Health and Substance Abuse Services

## Counts of Day and Hourly Services Provided by Funding Source for Each Agency During FY 2000

## BILL JOHNSON C.C.

## Units of Service by Funding Source

	Number of Clients/Contacts	Units of Service by Funding Source					
		Mental Health	Substance Abuse	Domestic Violence	Residential Care	Medicaid	Other
<b>Admitted Clients</b>							
Hourly Services							
Counseling	3	0	14	0	0	0	0
Total	3	0	14	0	0	0	0

## Oklahoma Department of Mental Health and Substance Abuse Services

## Counts of Day and Hourly Services Provided by Funding Source for Each Agency During FY 2000

## BILL WILLIS MENTAL HEALTH

## Units of Service by Funding Source

	Number of Clients/Contacts	Units of Service by Funding Source					
		Mental Health	Substance Abuse	Domestic Violence	Residential Care	Medicaid	Other
<b>Admitted Clients</b>							
Day Services							
Residential Treatment	198	33	2,802	0	0	0	1,146
<b>Total</b>	<b>198</b>	<b>33</b>	<b>2,802</b>	<b>0</b>	<b>0</b>	<b>0</b>	<b>1,146</b>
Hourly Services							
Assessment	1,244	336	114	0	0	570	838
Case Management	349	96	22	0	0	348	240
Counseling	928	1,181	285	0	0	4,242	4,105
Crisis Intervention	383	132	19	0	0	158	347
Other Outpatient	1	0	0	0	0	0	3
Physicain, Lab and Related Services	1,123	577	0	0	0	1,421	1,244
Rehabilitation	922	9,686	0	0	0	37,094	12,961
<b>Total</b>	<b>1,701</b>	<b>12,008</b>	<b>439</b>	<b>0</b>	<b>0</b>	<b>43,834</b>	<b>19,738</b>
<b>Contacts</b>							
Hourly Services							
Assessment	248	5	2	0	0	9	286
Case Management	3	0	0	0	0	2	2
Counseling	8	0	1	0	0	0	10
Crisis Intervention	322	290	0	0	0	23	347
Physicain, Lab and Related Services	4	0	0	0	0	8	4
Rehabilitation	14	1	0	0	0	204	12
<b>Total</b>	<b>571</b>	<b>295</b>	<b>3</b>	<b>0</b>	<b>0</b>	<b>245</b>	<b>661</b>

## Oklahoma Department of Mental Health and Substance Abuse Services

## Counts of Day and Hourly Services Provided by Funding Source for Each Agency During FY 2000

**BOLEY RESIDENTIAL CARE HOME**

## Units of Service by Funding Source

	Number of Clients/Contacts	Units of Service by Funding Source					Medicaid	Other
		Mental Health	Substance Abuse	Domestic Violence	Residential Care			
<b>Admitted Clients</b>								
Day Services								
Housing	47	0	0	0	10,099	0	0	
Total	47	0	0	0	10,099	0	0	

## Oklahoma Department of Mental Health and Substance Abuse Services

## Counts of Day and Hourly Services Provided by Funding Source for Each Agency During FY 2000

**BOLEY RESIDENTIAL CARE HOME II**

## Units of Service by Funding Source

	Number of Clients/Contacts	Units of Service by Funding Source					
		Mental Health	Substance Abuse	Domestic Violence	Residential Care	Medicaid	Other
<b>Admitted Clients</b>							
Day Services							
Housing	94	0	0	0	12,948	0	0
Total	94	0	0	0	12,948	0	0



## Oklahoma Department of Mental Health and Substance Abuse Services

## Counts of Day and Hourly Services Provided by Funding Source for Each Agency During FY 2000

## BRIDGEWAY

	Number of Clients/Contacts	Units of Service by Funding Source					
		Mental Health	Substance Abuse	Domestic Violence	Residential Care	Medicaid	Other
<b>Admitted Clients</b>							
Day Services							
Housing	23	0	2,225	0	0	0	0
Total	23	0	2,225	0	0	0	0
Hourly Services							
Counseling	5	0	155	0	0	0	0
Rehabilitation	5	0	200	0	0	0	0
Total	5	0	354	0	0	0	0

## Oklahoma Department of Mental Health and Substance Abuse Services

## Counts of Day and Hourly Services Provided by Funding Source for Each Agency During FY 2000

## CAA TURNING POINT

## Units of Service by Funding Source

	Number of Clients/Contacts	Units of Service by Funding Source					Medicaid	Other
		Mental Health	Substance Abuse	Domestic Violence	Residential Care			
<b>Admitted Clients</b>								
Hourly Services								
Assessment	303	0	1,079	0	0	0	0	
Case Management	27	0	62	0	0	0	0	
Counseling	305	0	7,323	0	0	0	0	
Total	342	0	8,463	0	0	0	0	
<b>Contacts</b>								
Hourly Services								
Assessment	42	0	49	0	0	0	0	
Counseling	44	0	45	0	0	0	0	
Crisis Intervention	1	0	1	0	0	0	0	
Early Intervention, Outreach	10	0	3,414	0	0	0	0	
Total	92	0	3,508	0	0	0	0	

## Oklahoma Department of Mental Health and Substance Abuse Services

**Counts of Day and Hourly Services Provided by Funding Source for Each Agency During FY 2000**  
**CALL RAPE INC.**

**Units of Service by Funding Source**

	Number of Clients/Contacts	Units of Service by Funding Source					
		Mental Health	Substance Abuse	Domestic Violence	Residential Care	Medicaid	Other
<b>Admitted Clients</b>							
Hourly Services							
Case Management	3	0	0	7	0	0	0
Counseling	91	0	0	433	0	0	0
<b>Total</b>	<b>91</b>	<b>0</b>	<b>0</b>	<b>440</b>	<b>0</b>	<b>0</b>	<b>0</b>
<b>Contacts</b>							
Hourly Services							
Counseling	14	0	0	21	0	0	0
Crisis Intervention	1	0	0	22	0	0	0
<b>Total</b>	<b>15</b>	<b>0</b>	<b>0</b>	<b>43</b>	<b>0</b>	<b>0</b>	<b>0</b>

## Oklahoma Department of Mental Health and Substance Abuse Services

**Counts of Day and Hourly Services Provided by Funding Source for Each Agency During FY 2000**  
**CARE FOR CHANGE, INC.**

**Units of Service by Funding Source**

	Number of Clients/Contacts	Units of Service by Funding Source					Medicaid	Other
		Mental Health	Substance Abuse	Domestic Violence	Residential Care			
<b>Admitted Clients</b>								
Hourly Services								
Assessment	616	0	1,652	0	0	0	0	
Counseling	374	0	16,489	0	0	0	0	
Crisis Intervention	2	0	2	0	0	0	0	
<b>Total</b>	<b>709</b>	<b>0</b>	<b>18,142</b>	<b>0</b>	<b>0</b>	<b>0</b>	<b>0</b>	
<b>Contacts</b>								
Hourly Services								
Assessment	186	0	365	0	0	0	0	
Other Outpatient	13	0	1,181	0	0	0	0	
<b>Total</b>	<b>199</b>	<b>0</b>	<b>1,546</b>	<b>0</b>	<b>0</b>	<b>0</b>	<b>0</b>	

## Oklahoma Department of Mental Health and Substance Abuse Services

## Counts of Day and Hourly Services Provided by Funding Source for Each Agency During FY 2000

## CARL ALBERT CMHC

## Units of Service by Funding Source

	Number of Clients/Contacts	Units of Service by Funding Source					
		Mental Health	Substance Abuse	Domestic Violence	Residential Care	Medicaid	Other
<b>Admitted Clients</b>							
Day Services							
Inpatient Hospitalization	720	3,415	0	0	0	0	3,956
Total	720	3,415	0	0	0	0	3,956
Hourly Services							
Assessment	1,452	613	0	0	0	599	905
Case Management	466	339	0	0	0	900	563
Counseling	1,022	1,837	0	0	0	1,702	2,191
Crisis Intervention	1	0	0	0	0	0	1
Physician, Lab and Related Services	1,761	1,468	0	0	0	1,763	2,340
Rehabilitation	757	5,762	0	0	0	22,915	12,495
Total	1,986	10,018	0	0	0	27,879	18,493
<b>Contacts</b>							
Hourly Services							
Assessment	1	1	0	0	0	0	0
Total	1	1	0	0	0	0	0

## Oklahoma Department of Mental Health and Substance Abuse Services

## Counts of Day and Hourly Services Provided by Funding Source for Each Agency During FY 2000

## CBTI-CREEK COUNTY

## Units of Service by Funding Source

	Number of Clients/Contacts	Units of Service by Funding Source					
		Mental Health	Substance Abuse	Domestic Violence	Residential Care	Medicaid	Other
<b>Admitted Clients</b>							
Hourly Services							
Counseling	131	0	4,410	0	0	0	0
Total	131	0	4,410	0	0	0	0

Oklahoma Department of Mental Health and Substance Abuse Services  
**Counts of Day and Hourly Services Provided by Funding Source for Each Agency During FY 2000**  
**CENTER FOR CHILDREN & FAMILIES**

**Units of Service by Funding Source**

	Number of Clients/Contacts	Units of Service by Funding Source					
		Mental Health	Substance Abuse	Domestic Violence	Residential Care	Medicaid	Other
<b>Admitted Clients</b>							
Hourly Services							
Other Outpatient	290	1,976	0	0	0	0	0
<b>Total</b>	<b>290</b>	<b>1,976</b>	<b>0</b>	<b>0</b>	<b>0</b>	<b>0</b>	<b>0</b>
<b>Contacts</b>							
Hourly Services							
Other Outpatient	1	48	0	0	0	0	0
<b>Total</b>	<b>1</b>	<b>48</b>	<b>0</b>	<b>0</b>	<b>0</b>	<b>0</b>	<b>0</b>

## Oklahoma Department of Mental Health and Substance Abuse Services

## Counts of Day and Hourly Services Provided by Funding Source for Each Agency During FY 2000

## CENTRAL OKLAHOMA CMHC

## Units of Service by Funding Source

	Number of Clients/Contacts	Units of Service by Funding Source					Medicaid	Other
		Mental Health	Substance Abuse	Domestic Violence	Residential Care			
<b>Admitted Clients</b>								
Hourly Services								
Assessment	963	461	0	0	0	131	386	
Case Management	571	460	0	0	0	476	732	
Counseling	1,172	4,150	0	0	0	2,337	6,419	
Crisis Intervention	193	80	0	0	0	53	115	
Other Outpatient	1	0	0	0	0	0	6	
Physician, Lab and Related Services	1,324	704	0	0	0	344	1,365	
Rehabilitation	306	4,725	0	0	0	8,154	12,288	
<b>Total</b>	<b>1,611</b>	<b>10,580</b>	<b>0</b>	<b>0</b>	<b>0</b>	<b>11,494</b>	<b>21,311</b>	
<b>Contacts</b>								
Hourly Services								
Assessment	349	123	0	0	0	29	69	
Counseling	1	0	0	0	0	0	2	
Crisis Intervention	121	166	0	0	0	23	52	
Early Intervention, Outreach	1	32	0	0	0	0	4	
Physician, Lab and Related Services	4	0	0	0	0	1	0	
<b>Total</b>	<b>443</b>	<b>321</b>	<b>0</b>	<b>0</b>	<b>0</b>	<b>53</b>	<b>126</b>	



## Oklahoma Department of Mental Health and Substance Abuse Services

## Counts of Day and Hourly Services Provided by Funding Source for Each Agency During FY 2000

## CHISHOLM TRAIL COUNSELING SVC

## Units of Service by Funding Source

	Number of Clients/Contacts	Units of Service by Funding Source					
		Mental Health	Substance Abuse	Domestic Violence	Residential Care	Medicaid	Other
<b>Admitted Clients</b>							
Day Services							
Housing	9	1,189	0	0	0	0	0
Total	9	1,189	0	0	0	0	0
Hourly Services							
Assessment	1,152	1,240	0	0	0	210	2
Case Management	520	686	0	0	0	387	6
Counseling	848	6,178	0	0	0	5,390	12
Crisis Intervention	252	323	0	0	0	100	0
Physicain, Lab and Related Services	574	337	0	0	0	57	4
Rehabilitation	365	5,604	0	0	0	14,889	22
Total	1,456	14,368	0	0	0	21,033	44
<b>Contacts</b>							
Hourly Services							
Assessment	94	100	0	0	0	0	0
Case Management	1	2	0	0	0	0	0
Crisis Intervention	229	360	0	0	0	5	0
Early Intervention, Outreach	1	359	0	0	0	0	2
Physicain, Lab and Related Services	1	1	0	0	0	0	0
Rehabilitation	1	1	0	0	0	0	0
Total	307	822	0	0	0	5	2

## Oklahoma Department of Mental Health and Substance Abuse Services

## Counts of Day and Hourly Services Provided by Funding Source for Each Agency During FY 2000

## CHRYSALIS CLUB

## Units of Service by Funding Source

	Number of Clients/Contacts	Units of Service by Funding Source					
		Mental Health	Substance Abuse	Domestic Violence	Residential Care	Medicaid	Other
<b>Admitted Clients</b>							
Hourly Services							
Rehabilitation	12	2,307	0	0	0	0	0
Total	12	2,307	0	0	0	0	0

## Oklahoma Department of Mental Health and Substance Abuse Services

## Counts of Day and Hourly Services Provided by Funding Source for Each Agency During FY 2000

## CITIZEN POTOWATIOMI NATION

## Units of Service by Funding Source

	Number of Clients/Contacts	Units of Service by Funding Source					
		Mental Health	Substance Abuse	Domestic Violence	Residential Care	Medicaid	Other
<b>Admitted Clients</b>							
Hourly Services							
Counseling	4	0	15	0	0	0	0
Total	4	0	15	0	0	0	0

## Oklahoma Department of Mental Health and Substance Abuse Services

## Counts of Day and Hourly Services Provided by Funding Source for Each Agency During FY 2000

## CLETA'S COTTAGE

## Units of Service by Funding Source

	Number of Clients/Contacts	Units of Service by Funding Source					
		Mental Health	Substance Abuse	Domestic Violence	Residential Care	Medicaid	Other
<b>Admitted Clients</b>							
Day Services							
Housing	32	0	0	0	7,357	0	0
Total	32	0	0	0	7,357	0	0

## Oklahoma Department of Mental Health and Substance Abuse Services

**Counts of Day and Hourly Services Provided by Funding Source for Each Agency During FY 2000**  
**COMMUNITY ALCOHOLISM SERVICES**

**Units of Service by Funding Source**

	Number of Clients/Contacts	Units of Service by Funding Source					
		Mental Health	Substance Abuse	Domestic Violence	Residential Care	Medicaid	Other
<b>Admitted Clients</b>							
Hourly Services							
Assessment	155	0	579	0	0	0	0
Counseling	170	0	5,704	0	0	0	0
Rehabilitation	109	0	299	0	0	0	0
<b>Total</b>	<b>170</b>	<b>0</b>	<b>6,581</b>	<b>0</b>	<b>0</b>	<b>0</b>	<b>0</b>
<b>Contacts</b>							
Hourly Services							
Counseling	2	0	5	0	0	0	0
Crisis Intervention	1	0	2	0	0	0	0
Early Intervention, Outreach	1	0	2	0	0	0	0
<b>Total</b>	<b>4</b>	<b>0</b>	<b>9</b>	<b>0</b>	<b>0</b>	<b>0</b>	<b>0</b>

## Oklahoma Department of Mental Health and Substance Abuse Services

## Counts of Day and Hourly Services Provided by Funding Source for Each Agency During FY 2000

### COMMUNITY COUNSELING CENTER

#### Units of Service by Funding Source

	Number of Clients/Contacts	Units of Service by Funding Source					
		Mental Health	Substance Abuse	Domestic Violence	Residential Care	Medicaid	Other
<b>Admitted Clients</b>							
Hourly Services							
Assessment	1,009	1,052	10	0	0	642	10
Case Management	811	3,318	53	0	0	1,277	20
Counseling	1,183	5,110	2,721	0	0	11,089	59
Crisis Intervention	76	81	0	0	0	45	0
Other Outpatient	11	57	0	0	0	0	0
Physician, Lab and Related Services	870	880	0	0	0	313	5
Rehabilitation	459	23,199	0	0	0	30,231	41
<b>Total</b>	<b>1,840</b>	<b>33,698</b>	<b>2,784</b>	<b>0</b>	<b>0</b>	<b>43,598</b>	<b>133</b>
<b>Contacts</b>							
Hourly Services							
Assessment	3	4	0	0	0	2	0
Counseling	2	2	0	0	0	0	0
Crisis Intervention	4	46	20	0	0	0	0
Early Intervention, Outreach	22	2,289	0	0	0	1,002	3
Physician, Lab and Related Services	2	1	0	0	0	0	0
<b>Total</b>	<b>33</b>	<b>2,341</b>	<b>20</b>	<b>0</b>	<b>0</b>	<b>1,004</b>	<b>3</b>

## Oklahoma Department of Mental Health and Substance Abuse Services

**Counts of Day and Hourly Services Provided by Funding Source for Each Agency During FY 2000**  
**COMMUNITY CRISIS CTR, INC.**

	Number of Clients/Contacts	Units of Service by Funding Source					
		Mental Health	Substance Abuse	Domestic Violence	Residential Care	Medicaid	Other
<b>Admitted Clients</b>							
Day Services							
Housing	156	0	0	3,666	0	0	0
<b>Total</b>	<b>156</b>	<b>0</b>	<b>0</b>	<b>3,666</b>	<b>0</b>	<b>0</b>	<b>0</b>
Hourly Services							
Assessment	213	0	0	308	0	0	0
Case Management	73	0	0	468	0	0	0
Counseling	106	0	0	489	0	0	0
Crisis Intervention	22	0	0	39	0	0	0
Rehabilitation	95	0	0	561	0	0	0
<b>Total</b>	<b>224</b>	<b>0</b>	<b>0</b>	<b>1,866</b>	<b>0</b>	<b>0</b>	<b>0</b>
<b>Contacts</b>							
Hourly Services							
Assessment	2	0	0	71	0	0	0
Case Management	10	0	0	29	0	0	0
Counseling	2	0	0	2	0	0	0
Crisis Intervention	28	0	0	216	0	0	0
Early Intervention, Outreach	6	0	0	18	0	0	0
Other Outpatient	40	0	0	1,238	0	0	0
<b>Total</b>	<b>83</b>	<b>0</b>	<b>0</b>	<b>1,573</b>	<b>0</b>	<b>0</b>	<b>0</b>

## Oklahoma Department of Mental Health and Substance Abuse Services

## Counts of Day and Hourly Services Provided by Funding Source for Each Agency During FY 2000

## COPP'S RESIDENTIAL CARE, INC.

## Units of Service by Funding Source

	Number of Clients/Contacts	Units of Service by Funding Source					
		Mental Health	Substance Abuse	Domestic Violence	Residential Care	Medicaid	Other
<b>Admitted Clients</b>							
Day Services							
Housing	56	0	0	0	14,779	0	0
Total	56	0	0	0	14,779	0	0



## Oklahoma Department of Mental Health and Substance Abuse Services

## Counts of Day and Hourly Services Provided by Funding Source for Each Agency During FY 2000

## COUNTRY LANE RESID. CARE HOME

## Units of Service by Funding Source

	Number of Clients/Contacts	Units of Service by Funding Source					Medicaid	Other
		Mental Health	Substance Abuse	Domestic Violence	Residential Care			
<b>Admitted Clients</b>								
Day Services								
Housing	73	0	0	0	20,996	0	0	
Total	73	0	0	0	20,996	0	0	

## Oklahoma Department of Mental Health and Substance Abuse Services

**Counts of Day and Hourly Services Provided by Funding Source for Each Agency During FY 2000**  
**CROOKS MENTAL HEALTH SERVICES**

**Units of Service by Funding Source**

	Number of Clients/Contacts	Units of Service by Funding Source					Medicaid	Other
		Mental Health	Substance Abuse	Domestic Violence	Residential Care			
<b>Admitted Clients</b>								
Hourly Services								
Assessment	502	391	0	0	0	359	1	
Case Management	297	540	0	0	0	732	0	
Counseling	489	1,007	0	0	0	9,828	3	
Crisis Intervention	113	115	0	0	0	133	0	
Physician, Lab and Related Services	501	291	0	0	0	343	0	
Rehabilitation	314	11,522	0	0	0	42,340	0	
<b>Total</b>	<b>731</b>	<b>13,865</b>	<b>0</b>	<b>0</b>	<b>0</b>	<b>53,734</b>	<b>4</b>	
<b>Contacts</b>								
Hourly Services								
Assessment	170	160	0	0	0	7	0	
Counseling	2	2	0	0	0	0	0	
Crisis Intervention	174	300	0	0	0	49	0	
<b>Total</b>	<b>318</b>	<b>461</b>	<b>0</b>	<b>0</b>	<b>0</b>	<b>56</b>	<b>0</b>	

## Oklahoma Department of Mental Health and Substance Abuse Services

## Counts of Day and Hourly Services Provided by Funding Source for Each Agency During FY 2000

### CRISIS CONTROL CENTER

#### Units of Service by Funding Source

	Number of Clients/Contacts	Units of Service by Funding Source					
		Mental Health	Substance Abuse	Domestic Violence	Residential Care	Medicaid	Other
<b>Admitted Clients</b>							
Day Services							
Housing	182	0	0	1,934	0	0	0
<b>Total</b>	<b>182</b>	<b>0</b>	<b>0</b>	<b>1,934</b>	<b>0</b>	<b>0</b>	<b>0</b>
Hourly Services							
Assessment	249	0	0	332	0	0	0
Case Management	110	0	0	163	0	0	0
Counseling	173	0	0	556	0	0	0
Crisis Intervention	167	0	0	175	0	0	0
Rehabilitation	94	0	0	309	0	0	1
<b>Total</b>	<b>267</b>	<b>0</b>	<b>0</b>	<b>1,536</b>	<b>0</b>	<b>0</b>	<b>1</b>
<b>Contacts</b>							
Hourly Services							
Assessment	34	0	0	9	0	0	0
Crisis Intervention	58	0	0	206	0	0	1
Other Outpatient	42	0	0	778	0	0	0
<b>Total</b>	<b>127</b>	<b>0</b>	<b>0</b>	<b>993</b>	<b>0</b>	<b>0</b>	<b>1</b>

## Oklahoma Department of Mental Health and Substance Abuse Services

## Counts of Day and Hourly Services Provided by Funding Source for Each Agency During FY 2000

**CROSSROADS INCORPORATED**

## Units of Service by Funding Source

	Number of Clients/Contacts	Units of Service by Funding Source					
		Mental Health	Substance Abuse	Domestic Violence	Residential Care	Medicaid	Other
<b>Admitted Clients</b>							
Hourly Services							
Rehabilitation	104	11,569	0	0	0	0	0
Total	104	11,569	0	0	0	0	0

## Oklahoma Department of Mental Health and Substance Abuse Services

**Counts of Day and Hourly Services Provided by Funding Source for Each Agency During FY 2000**  
**D.V. PROG. OF N. CENTRAL OK.**

**Units of Service by Funding Source**

	Number of Clients/Contacts	Units of Service by Funding Source					
		Mental Health	Substance Abuse	Domestic Violence	Residential Care	Medicaid	Other
<b>Admitted Clients</b>							
Day Services							
Housing	150	0	0	1,707	0	0	0
Total	150	0	0	1,707	0	0	0
Hourly Services							
Assessment	81	0	0	58	0	0	0
Case Management	171	0	0	963	0	0	0
Counseling	231	0	0	1,724	0	0	0
Crisis Intervention	83	0	0	69	0	0	0
Rehabilitation	45	0	0	115	0	0	0
Total	289	0	0	2,928	0	0	0
<b>Contacts</b>							
Hourly Services							
Assessment	33	0	0	28	0	0	0
Case Management	38	0	0	49	0	0	0
Counseling	26	0	0	29	0	0	0
Crisis Intervention	21	0	0	86	0	0	0
Early Intervention, Outreach	9	0	0	7	0	0	0
Other Outpatient	29	0	0	331	0	0	0
Total	120	0	0	530	0	0	0

## Oklahoma Department of Mental Health and Substance Abuse Services

## Counts of Day and Hourly Services Provided by Funding Source for Each Agency During FY 2000

## DIVORCE VISITATION ARBITRATION

	Number of Clients/Contacts	Units of Service by Funding Source					
		Mental Health	Substance Abuse	Domestic Violence	Residential Care	Medicaid	Other
<b>Admitted Clients</b>							
Hourly Services							
Other Outpatient	79	567	0	0	0	0	0
Total	79	567	0	0	0	0	0
<b>Contacts</b>							
Hourly Services							
Other Outpatient	222	875	0	0	0	0	0
Total	222	875	0	0	0	0	0

## Oklahoma Department of Mental Health and Substance Abuse Services

**Counts of Day and Hourly Services Provided by Funding Source for Each Agency During FY 2000**  
**DOMESTIC VIOLENCE INTERVENTION SERVICES**

**Units of Service by Funding Source**

	Number of Clients/Contacts	Units of Service by Funding Source					
		Mental Health	Substance Abuse	Domestic Violence	Residential Care	Medicaid	Other
<b>Admitted Clients</b>							
Day Services							
Housing	550	0	0	13,566	0	0	0
Total	550	0	0	13,566	0	0	0
Hourly Services							
Assessment	839	0	34	953	0	0	372
Case Management	279	0	0	407	0	0	0
Counseling	1,210	0	1,538	8,782	0	0	4,027
Crisis Intervention	365	0	12	643	0	0	13
Total	1,470	0	1,585	10,786	0	0	4,412
<b>Contacts</b>							
Hourly Services							
Assessment	141	0	6	43	0	0	133
Case Management	33	0	0	16	0	0	0
Counseling	6	0	0	3	0	0	5
Crisis Intervention	2,526	0	9	5,754	0	0	4
Other Outpatient	40	0	0	815	0	0	0
Total	2,706	0	15	6,630	0	0	141

## Oklahoma Department of Mental Health and Substance Abuse Services

## Counts of Day and Hourly Services Provided by Funding Source for Each Agency During FY 2000

## DON MENTZER FACILITY

## Units of Service by Funding Source

	Number of Clients/Contacts	Units of Service by Funding Source					
		Mental Health	Substance Abuse	Domestic Violence	Residential Care	Medicaid	Other
<b>Admitted Clients</b>							
Day Services							
Housing	29	0	0	0	8,070	0	0
Total	29	0	0	0	8,070	0	0



## Oklahoma Department of Mental Health and Substance Abuse Services

## Counts of Day and Hourly Services Provided by Funding Source for Each Agency During FY 2000

## DOW RESIDENTIAL CARE HOME

## Units of Service by Funding Source

	Number of Clients/Contacts	Units of Service by Funding Source					
		Mental Health	Substance Abuse	Domestic Violence	Residential Care	Medicaid	Other
<b>Admitted Clients</b>							
Day Services							
Housing	35	0	0	0	7,339	0	0
Total	35	0	0	0	7,339	0	0

## Oklahoma Department of Mental Health and Substance Abuse Services

**Counts of Day and Hourly Services Provided by Funding Source for Each Agency During FY 2000**  
**DRUG RECOVERY, INC.**

**Units of Service by Funding Source**

	Number of Clients/Contacts	Units of Service by Funding Source					
		Mental Health	Substance Abuse	Domestic Violence	Residential Care	Medicaid	Other
<b>Admitted Clients</b>							
Day Services							
Housing	82	0	4,783	0	0	0	0
Residential Treatment	403	0	20,213	0	0	0	0
<b>Total</b>	<b>464</b>	<b>0</b>	<b>24,996</b>	<b>0</b>	<b>0</b>	<b>0</b>	<b>0</b>
Hourly Services							
Assessment	331	0	380	0	0	0	0
Case Management	1	0	1	0	0	0	0
Counseling	218	0	6,434	0	0	0	0
Crisis Intervention	120	0	108	0	0	0	0
<b>Total</b>	<b>434</b>	<b>0</b>	<b>6,922</b>	<b>0</b>	<b>0</b>	<b>0</b>	<b>0</b>
<b>Contacts</b>							
Hourly Services							
Assessment	52	0	54	0	0	0	0
Crisis Intervention	178	0	169	0	0	0	0
<b>Total</b>	<b>226</b>	<b>0</b>	<b>223</b>	<b>0</b>	<b>0</b>	<b>0</b>	<b>0</b>

## Oklahoma Department of Mental Health and Substance Abuse Services

## Counts of Day and Hourly Services Provided by Funding Source for Each Agency During FY 2000

## DUNCAN COMMUNITY RESIDENCE INC

## Units of Service by Funding Source

	Number of Clients/Contacts	Units of Service by Funding Source					
		Mental Health	Substance Abuse	Domestic Violence	Residential Care	Medicaid	Other
<b>Admitted Clients</b>							
Day Services							
Housing	31	0	0	0	7,633	0	0
Total	31	0	0	0	7,633	0	0

## Oklahoma Department of Mental Health and Substance Abuse Services

## Counts of Day and Hourly Services Provided by Funding Source for Each Agency During FY 2000

## DYCO PROPERTIES, INC.

## Units of Service by Funding Source

	Number of Clients/Contacts	Units of Service by Funding Source					
		Mental Health	Substance Abuse	Domestic Violence	Residential Care	Medicaid	Other
<b>Admitted Clients</b>							
Day Services							
Housing	29	0	0	0	5,649	0	0
Total	29	0	0	0	5,649	0	0

## Oklahoma Department of Mental Health and Substance Abuse Services

## Counts of Day and Hourly Services Provided by Funding Source for Each Agency During FY 2000

## EAGLE RIDGE INSTITUTE

## Units of Service by Funding Source

	Number of Clients/Contacts	Units of Service by Funding Source					
		Mental Health	Substance Abuse	Domestic Violence	Residential Care	Medicaid	Other
<b>Admitted Clients</b>							
Day Services							
Housing	1	0	2	0	0	0	0
Residential Treatment	80	0	8,448	0	0	0	0
<b>Total</b>	<b>80</b>	<b>0</b>	<b>8,450</b>	<b>0</b>	<b>0</b>	<b>0</b>	<b>0</b>

## Oklahoma Department of Mental Health and Substance Abuse Services

## Counts of Day and Hourly Services Provided by Funding Source for Each Agency During FY 2000

## EASTERN STATE HOSPITAL

	Number of Clients/Contacts	Units of Service by Funding Source					
		Mental Health	Substance Abuse	Domestic Violence	Residential Care	Medicaid	Other
<b>Admitted Clients</b>							
Day Services							
Inpatient Hospitalization	1,183	66,112	0	0	0	836	19,428
Total	1,183	66,112	0	0	0	836	19,428
Hourly Services							
Assessment	835	635	0	0	0	38	396
Counseling	212	72	0	0	0	5	168
Total	881	707	0	0	0	43	564

## Oklahoma Department of Mental Health and Substance Abuse Services

**Counts of Day and Hourly Services Provided by Funding Source for Each Agency During FY 2000**  
**EDMOND FAMILY SERVICES, INC.**

**Units of Service by Funding Source**

	Number of Clients/Contacts	Units of Service by Funding Source					
		Mental Health	Substance Abuse	Domestic Violence	Residential Care	Medicaid	Other
<b>Admitted Clients</b>							
Hourly Services							
Assessment	70	0	127	0	0	0	0
Case Management	5	0	3	0	0	0	0
Counseling	90	0	881	0	0	0	0
Crisis Intervention	16	0	26	0	0	0	0
Rehabilitation	14	0	149	0	0	0	0
<b>Total</b>	<b>108</b>	<b>0</b>	<b>1,185</b>	<b>0</b>	<b>0</b>	<b>0</b>	<b>0</b>
<b>Contacts</b>							
Hourly Services							
Assessment	213	0	293	0	0	0	0
Counseling	33	0	39	0	0	0	0
Crisis Intervention	52	0	66	0	0	0	0
Rehabilitation	1	0	3	0	0	0	0
<b>Total</b>	<b>276</b>	<b>0</b>	<b>402</b>	<b>0</b>	<b>0</b>	<b>0</b>	<b>0</b>

## Oklahoma Department of Mental Health and Substance Abuse Services

## Counts of Day and Hourly Services Provided by Funding Source for Each Agency During FY 2000

## EDNA LEE'S RESIDENTIAL CARE

## Units of Service by Funding Source

	Number of Clients/Contacts	Units of Service by Funding Source					
		Mental Health	Substance Abuse	Domestic Violence	Residential Care	Medicaid	Other
<b>Admitted Clients</b>							
Day Services							
Housing	67	0	0	0	10,664	0	0
Total	67	0	0	0	10,664	0	0



## Oklahoma Department of Mental Health and Substance Abuse Services

## Counts of Day and Hourly Services Provided by Funding Source for Each Agency During FY 2000

### EDWIN FAIR CMHC

#### Units of Service by Funding Source

	Number of Clients/Contacts	Units of Service by Funding Source					
		Mental Health	Substance Abuse	Domestic Violence	Residential Care	Medicaid	Other
<b>Admitted Clients</b>							
Day Services							
Housing	22	2,023	0	0	0	0	0
Inpatient Hospitalization	126	710	0	0	0	0	0
<b>Total</b>	<b>139</b>	<b>2,733</b>	<b>0</b>	<b>0</b>	<b>0</b>	<b>0</b>	<b>0</b>
Hourly Services							
Assessment	948	642	98	0	0	741	0
Case Management	197	193	0	0	0	310	0
Counseling	724	2,880	677	0	0	4,917	0
Crisis Intervention	335	471	8	0	0	162	0
Other Outpatient	5	8	0	0	0	43	0
Physician, Lab and Related Services	468	331	0	0	0	99	0
Rehabilitation	476	13,117	0	0	0	26,726	0
Vocational	23	190	0	0	0	317	0
<b>Total</b>	<b>1,247</b>	<b>17,831</b>	<b>782</b>	<b>0</b>	<b>0</b>	<b>33,314</b>	<b>0</b>
<b>Contacts</b>							
Hourly Services							
Assessment	19	11	0	0	0	0	0
Crisis Intervention	202	293	9	0	0	14	0
Early Intervention, Outreach	1	10	0	0	0	0	0
<b>Total</b>	<b>222</b>	<b>314</b>	<b>9</b>	<b>0</b>	<b>0</b>	<b>14</b>	<b>0</b>

## Oklahoma Department of Mental Health and Substance Abuse Services

## Counts of Day and Hourly Services Provided by Funding Source for Each Agency During FY 2000

## EL RENO RESIDENTIAL CARE

## Units of Service by Funding Source

	Number of Clients/Contacts	Units of Service by Funding Source					
		Mental Health	Substance Abuse	Domestic Violence	Residential Care	Medicaid	Other
<b>Admitted Clients</b>							
Day Services							
Housing	29	0	0	0	5,290	0	0
Total	29	0	0	0	5,290	0	0

## Oklahoma Department of Mental Health and Substance Abuse Services

## Counts of Day and Hourly Services Provided by Funding Source for Each Agency During FY 2000

## ELM TREE HOUSE

## Units of Service by Funding Source

	Number of Clients/Contacts	Units of Service by Funding Source					
		Mental Health	Substance Abuse	Domestic Violence	Residential Care	Medicaid	Other
<b>Admitted Clients</b>							
Day Services							
Housing	23	0	0	0	5,464	0	0
Total	23	0	0	0	5,464	0	0

## Oklahoma Department of Mental Health and Substance Abuse Services

## Counts of Day and Hourly Services Provided by Funding Source for Each Agency During FY 2000

## FAIR OAKS

## Units of Service by Funding Source

	Number of Clients/Contacts	Units of Service by Funding Source					
		Mental Health	Substance Abuse	Domestic Violence	Residential Care	Medicaid	Other
<b>Admitted Clients</b>							
Day Services							
Housing	15	0	0	0	5,020	0	0
Total	15	0	0	0	5,020	0	0

## Oklahoma Department of Mental Health and Substance Abuse Services

**Counts of Day and Hourly Services Provided by Funding Source for Each Agency During FY 2000**  
**FAMILY CRISIS & COUNSELING CTR**

**Units of Service by Funding Source**

	Number of Clients/Contacts	Units of Service by Funding Source					
		Mental Health	Substance Abuse	Domestic Violence	Residential Care	Medicaid	Other
<b>Admitted Clients</b>							
Day Services							
Housing	120	0	0	1,946	0	0	0
<b>Total</b>	<b>120</b>	<b>0</b>	<b>0</b>	<b>1,946</b>	<b>0</b>	<b>0</b>	<b>0</b>
Hourly Services							
Assessment	344	0	0	353	0	0	22
Case Management	292	0	0	1,133	0	0	0
Counseling	408	0	0	3,457	0	0	804
Crisis Intervention	114	0	0	127	0	0	2
<b>Total</b>	<b>610</b>	<b>0</b>	<b>0</b>	<b>5,070</b>	<b>0</b>	<b>0</b>	<b>828</b>
<b>Contacts</b>							
Hourly Services							
Assessment	53	0	0	64	0	0	0
Case Management	203	0	0	310	0	0	0
Counseling	1	0	0	1	0	0	0
Crisis Intervention	136	0	0	360	0	0	0
Other Outpatient	36	0	0	1,981	0	0	0
<b>Total</b>	<b>374</b>	<b>0</b>	<b>0</b>	<b>2,717</b>	<b>0</b>	<b>0</b>	<b>0</b>

## Oklahoma Department of Mental Health and Substance Abuse Services

**Counts of Day and Hourly Services Provided by Funding Source for Each Agency During FY 2000**  
**FAMILY CRISIS CTR, INC.**

**Units of Service by Funding Source**

	Number of Clients/Contacts	Units of Service by Funding Source					
		Mental Health	Substance Abuse	Domestic Violence	Residential Care	Medicaid	Other
<b>Admitted Clients</b>							
Day Services							
Housing	132	0	0	1,669	0	0	0
Total	132	0	0	1,669	0	0	0
Hourly Services							
Assessment	377	0	0	608	0	0	0
Case Management	158	0	0	569	0	0	0
Counseling	371	0	0	3,950	0	0	0
Crisis Intervention	22	0	0	18	0	0	0
Rehabilitation	138	0	0	698	0	0	0
Total	409	0	0	5,844	0	0	0
<b>Contacts</b>							
Hourly Services							
Assessment	77	0	0	80	0	0	0
Case Management	13	0	0	8	0	0	0
Counseling	46	0	0	36	0	0	0
Crisis Intervention	24	0	0	82	0	0	0
Early Intervention, Outreach	18	0	0	36	0	0	0
Other Outpatient	20	0	0	245	0	0	0
Rehabilitation	2	0	0	2	0	0	0
Total	145	0	0	488	0	0	0

## Oklahoma Department of Mental Health and Substance Abuse Services

## Counts of Day and Hourly Services Provided by Funding Source for Each Agency During FY 2000

## FAMILY RESOURCE CENTER

## Units of Service by Funding Source

	Number of Clients/Contacts	Units of Service by Funding Source					
		Mental Health	Substance Abuse	Domestic Violence	Residential Care	Medicaid	Other
<b>Admitted Clients</b>							
Day Services							
Housing	16	0	0	44	0	0	0
Total	16	0	0	44	0	0	0
Hourly Services							
Assessment	116	0	0	144	0	0	0
Case Management	95	0	0	203	0	0	0
Counseling	249	0	0	2,721	0	0	0
Crisis Intervention	63	0	0	103	0	0	0
Other Outpatient	4	0	0	8	0	0	0
Total	279	0	0	3,178	0	0	0
<b>Contacts</b>							
Hourly Services							
Assessment	8	0	0	7	0	0	0
Case Management	30	0	0	30	0	0	0
Counseling	16	0	0	17	0	0	0
Crisis Intervention	85	0	0	167	0	0	0
Other Outpatient	1	0	0	4	0	0	0
Total	110	0	0	225	0	0	0

## Oklahoma Department of Mental Health and Substance Abuse Services

## Counts of Day and Hourly Services Provided by Funding Source for Each Agency During FY 2000

## FAMILY SHELTER

	Number of Clients/Contacts	Units of Service by Funding Source					
		Mental Health	Substance Abuse	Domestic Violence	Residential Care	Medicaid	Other
<b>Admitted Clients</b>							
Day Services							
Housing	140	0	0	1,929	0	0	0
Total	140	0	0	1,929	0	0	0
Hourly Services							
Assessment	83	0	0	143	0	0	0
Case Management	41	0	0	94	0	0	0
Counseling	77	0	0	316	0	0	0
Crisis Intervention	55	0	0	26	0	0	0
Rehabilitation	23	0	0	130	0	0	0
Total	105	0	0	708	0	0	0
<b>Contacts</b>							
Hourly Services							
Assessment	6	0	0	2	0	0	0
Case Management	2	0	0	3	0	0	0
Crisis Intervention	76	0	0	47	0	0	0
Early Intervention, Outreach	9	0	0	26	0	0	0
Other Outpatient	31	0	0	811	0	0	0
Total	121	0	0	888	0	0	0



## Oklahoma Department of Mental Health and Substance Abuse Services

## Counts of Day and Hourly Services Provided by Funding Source for Each Agency During FY 2000

## GATEWAY TO PREVENTION/RECOVERY

## Units of Service by Funding Source

	Number of Clients/Contacts	Units of Service by Funding Source					
		Mental Health	Substance Abuse	Domestic Violence	Residential Care	Medicaid	Other
<b>Admitted Clients</b>							
Hourly Services							
Assessment	98	0	125	0	0	0	0
Case Management	3	0	2	0	0	0	0
Counseling	161	0	3,848	0	0	0	0
Rehabilitation	9	0	70	0	0	0	0
Total	171	0	4,043	0	0	0	0
<b>Contacts</b>							
Hourly Services							
Assessment	114	0	119	0	0	0	0
Counseling	27	0	20	0	0	0	0
Crisis Intervention	2	0	4	0	0	0	0
Early Intervention, Outreach	9	0	431	0	0	0	0
Total	128	0	574	0	0	0	0

## Oklahoma Department of Mental Health and Substance Abuse Services

## Counts of Day and Hourly Services Provided by Funding Source for Each Agency During FY 2000

### GRAND LAKE M.H.C.

#### Units of Service by Funding Source

	Number of Clients/Contacts	Units of Service by Funding Source					Medicaid	Other
		Mental Health	Substance Abuse	Domestic Violence	Residential Care			
<b>Admitted Clients</b>								
Day Services								
Crisis Stabilization	491	1,895	0	0	0	381	4	
Inpatient Hospitalization	53	744	0	0	0	0	0	
<b>Total</b>	<b>494</b>	<b>2,639</b>	<b>0</b>	<b>0</b>	<b>0</b>	<b>381</b>	<b>4</b>	
Hourly Services								
Assessment	1,307	605	0	0	0	189	0	
Case Management	274	778	0	0	0	46	0	
Counseling	1,051	2,739	0	0	0	4,932	0	
Crisis Intervention	609	794	0	0	0	170	0	
Physician, Lab and Related Services	852	348	0	0	0	452	0	
Rehabilitation	883	61,005	0	0	0	169,188	5	
<b>Total</b>	<b>1,786</b>	<b>66,270</b>	<b>0</b>	<b>0</b>	<b>0</b>	<b>174,977</b>	<b>5</b>	
<b>Contacts</b>								
Hourly Services								
Assessment	71	74	0	0	0	2	0	
Case Management	1	0	0	0	0	0	0	
Counseling	20	7	0	0	0	15	0	
Crisis Intervention	179	261	0	0	0	16	0	
Early Intervention, Outreach	14	125	0	0	0	2	0	
<b>Total</b>	<b>279</b>	<b>466</b>	<b>0</b>	<b>0</b>	<b>0</b>	<b>35</b>	<b>0</b>	

## Oklahoma Department of Mental Health and Substance Abuse Services

**Counts of Day and Hourly Services Provided by Funding Source for Each Agency During FY 2000  
GREAT PLAINS IMPROVEMENT FND.**

**Units of Service by Funding Source**

	Number of Clients/Contacts	Units of Service by Funding Source					
		Mental Health	Substance Abuse	Domestic Violence	Residential Care	Medicaid	Other
<b>Contacts</b>							
Hourly Services							
Early Intervention, Outreach	11	284	0	0	0	0	0
<b>Total</b>	11	284	0	0	0	0	0

## Oklahoma Department of Mental Health and Substance Abuse Services

## Counts of Day and Hourly Services Provided by Funding Source for Each Agency During FY 2000

## GREEN ACRES

## Units of Service by Funding Source

	Number of Clients/Contacts	Units of Service by Funding Source					
		Mental Health	Substance Abuse	Domestic Violence	Residential Care	Medicaid	Other
<b>Admitted Clients</b>							
Day Services							
Housing	30	0	0	0	7,523	0	0
Total	30	0	0	0	7,523	0	0

## Oklahoma Department of Mental Health and Substance Abuse Services

**Counts of Day and Hourly Services Provided by Funding Source for Each Agency During FY 2000**  
**GREEN COUNTRY BEHAVIORAL HEALTH SERVICES**

## Units of Service by Funding Source

	Number of Clients/Contacts	Units of Service by Funding Source					Medicaid	Other
		Mental Health	Substance Abuse	Domestic Violence	Residential Care			
<b>Admitted Clients</b>								
Day Services								
Crisis Stabilization	256	750	0	0	0	312	0	
Housing	35	0	0	0	9,101	0	0	
<b>Total</b>	<b>280</b>	<b>750</b>	<b>0</b>	<b>0</b>	<b>9,101</b>	<b>312</b>	<b>0</b>	
Hourly Services								
Assessment	773	641	375	0	0	358	0	
Case Management	104	55	20	0	0	61	0	
Counseling	577	1,753	8,145	0	0	5,446	0	
Crisis Intervention	195	197	3	0	0	59	0	
Physician, Lab and Related Services	339	295	0	0	0	517	0	
Rehabilitation	331	11,323	0	0	0	28,245	0	
<b>Total</b>	<b>1,027</b>	<b>14,263</b>	<b>8,542</b>	<b>0</b>	<b>0</b>	<b>34,685</b>	<b>0</b>	
<b>Contacts</b>								
Hourly Services								
Assessment	640	448	105	0	0	43	0	
Case Management	2	3	0	0	0	0	0	
Counseling	15	111	2	0	0	1	0	
Crisis Intervention	168	199	1	0	0	32	0	
Early Intervention, Outreach	1	1	0	0	0	0	0	
Other Outpatient	9	0	1,327	0	0	0	0	
<b>Total</b>	<b>800</b>	<b>761</b>	<b>1,435</b>	<b>0</b>	<b>0</b>	<b>77</b>	<b>0</b>	

## Oklahoma Department of Mental Health and Substance Abuse Services

## Counts of Day and Hourly Services Provided by Funding Source for Each Agency During FY 2000

## GRIFFIN MEMORIAL HOSPITAL

## Units of Service by Funding Source

	Number of Clients/Contacts	Units of Service by Funding Source					
		Mental Health	Substance Abuse	Domestic Violence	Residential Care	Medicaid	Other
<b>Admitted Clients</b>							
Day Services							
Inpatient Hospitalization	1,942	16,772	0	0	0	1,951	31,076
Total	1,942	16,772	0	0	0	1,951	31,076
Hourly Services							
Assessment	42	9	0	0	0	2	20
Total	42	9	0	0	0	2	20

## Oklahoma Department of Mental Health and Substance Abuse Services

## Counts of Day and Hourly Services Provided by Funding Source for Each Agency During FY 2000

## HAV-TAPINC DBA, THE HARBOR

## Units of Service by Funding Source

	Number of Clients/Contacts	Units of Service by Funding Source					
		Mental Health	Substance Abuse	Domestic Violence	Residential Care	Medicaid	Other
<b>Admitted Clients</b>							
Day Services							
Housing	53	0	0	0	13,478	0	0
Total	53	0	0	0	13,478	0	0

## Oklahoma Department of Mental Health and Substance Abuse Services

## Counts of Day and Hourly Services Provided by Funding Source for Each Agency During FY 2000 HELP-IN-CRISIS, INC.

### Units of Service by Funding Source

	Number of Clients/Contacts	Units of Service by Funding Source					
		Mental Health	Substance Abuse	Domestic Violence	Residential Care	Medicaid	Other
<b>Admitted Clients</b>							
Day Services							
Housing	187	0	0	4,012	0	0	0
<b>Total</b>	<b>187</b>	<b>0</b>	<b>0</b>	<b>4,012</b>	<b>0</b>	<b>0</b>	<b>0</b>
Hourly Services							
Assessment	15	0	0	5	0	0	10
Case Management	123	0	0	591	0	0	31
Counseling	248	0	0	2,425	0	0	61
Crisis Intervention	164	0	0	299	0	0	49
Other Outpatient	1	0	0	0	0	0	5
Rehabilitation	181	0	0	1,875	0	0	0
<b>Total</b>	<b>341</b>	<b>0</b>	<b>0</b>	<b>5,195</b>	<b>0</b>	<b>0</b>	<b>157</b>
<b>Contacts</b>							
Hourly Services							
Assessment	6	0	0	35	0	0	7
Counseling	2	0	0	4	0	0	0
Crisis Intervention	577	0	0	383	0	0	83
Early Intervention, Outreach	2	0	0	3	0	0	0
Other Outpatient	54	0	0	161	0	0	0
<b>Total</b>	<b>638</b>	<b>0</b>	<b>0</b>	<b>585</b>	<b>0</b>	<b>0</b>	<b>90</b>



## Oklahoma Department of Mental Health and Substance Abuse Services

## Counts of Day and Hourly Services Provided by Funding Source for Each Agency During FY 2000

**HIGH CEDAR RESIDENTIAL CARE**

## Units of Service by Funding Source

	Number of Clients/Contacts	Units of Service by Funding Source					
		Mental Health	Substance Abuse	Domestic Violence	Residential Care	Medicaid	Other
<b>Admitted Clients</b>							
Day Services							
Housing	22	0	0	0	7,146	0	0
Total	22	0	0	0	7,146	0	0

## Oklahoma Department of Mental Health and Substance Abuse Services

## Counts of Day and Hourly Services Provided by Funding Source for Each Agency During FY 2000

## HOMINY HEALTH SRVCS CTR INC.

## Units of Service by Funding Source

	Number of Clients/Contacts	Units of Service by Funding Source					Medicaid	Other
		Mental Health	Substance Abuse	Domestic Violence	Residential Care			
<b>Admitted Clients</b>								
Hourly Services								
Assessment	163	33	279	0	0	0	0	
Case Management	2	0	1	0	0	0	0	
Counseling	176	467	2,224	0	0	0	0	
Crisis Intervention	36	19	90	0	0	0	0	
Rehabilitation	80	0	365	0	0	0	0	
<b>Total</b>	<b>183</b>	<b>518</b>	<b>2,959</b>	<b>0</b>	<b>0</b>	<b>0</b>	<b>0</b>	
<b>Contacts</b>								
Hourly Services								
Assessment	26	7	34	0	0	0	0	
Counseling	60	15	81	0	0	0	0	
Crisis Intervention	42	9	59	0	0	0	0	
Rehabilitation	1	0	2	0	0	0	0	
<b>Total</b>	<b>107</b>	<b>31</b>	<b>176</b>	<b>0</b>	<b>0</b>	<b>0</b>	<b>0</b>	

## Oklahoma Department of Mental Health and Substance Abuse Services

**Counts of Day and Hourly Services Provided by Funding Source for Each Agency During FY 2000**  
**HOPE COMMUNITY SERVICES, INC.**

**Units of Service by Funding Source**

	Number of Clients/Contacts	Units of Service by Funding Source					
		Mental Health	Substance Abuse	Domestic Violence	Residential Care	Medicaid	Other
<b>Admitted Clients</b>							
Day Services							
Housing	184	22,218	0	0	0	0	0
<b>Total</b>	<b>184</b>	<b>22,218</b>	<b>0</b>	<b>0</b>	<b>0</b>	<b>0</b>	<b>0</b>
Hourly Services							
Assessment	822	764	0	0	0	183	16
Case Management	469	1,746	0	0	0	809	23
Counseling	502	1,333	0	0	0	1,414	20
Crisis Intervention	68	46	0	0	0	20	1
Other Outpatient	18	25	0	0	0	24	2
Physician, Lab and Related Services	525	195	0	0	0	56	6
Rehabilitation	579	28,381	0	0	0	17,706	177
Vocational	62	1,962	0	0	0	2	25
<b>Total</b>	<b>1,056</b>	<b>34,451</b>	<b>0</b>	<b>0</b>	<b>0</b>	<b>20,213</b>	<b>268</b>
<b>Contacts</b>							
Hourly Services							
Assessment	370	164	0	0	0	105	2
Case Management	2	1	0	0	0	1	0
Counseling	1	1	0	0	0	0	0
Crisis Intervention	10	7	0	0	0	0	0
Early Intervention, Outreach	1	131	0	0	0	637	0
Physician, Lab and Related Services	1	0	0	0	0	0	0
<b>Total</b>	<b>380</b>	<b>304</b>	<b>0</b>	<b>0</b>	<b>0</b>	<b>743</b>	<b>2</b>

## Oklahoma Department of Mental Health and Substance Abuse Services

## Counts of Day and Hourly Services Provided by Funding Source for Each Agency During FY 2000

## HOUSE OF HOPE, INC.

	Number of Clients/Contacts	Units of Service by Funding Source					
		Mental Health	Substance Abuse	Domestic Violence	Residential Care	Medicaid	Other
<b>Admitted Clients</b>							
Day Services							
Residential Treatment	109	0	2,423	0	0	0	0
Total	109	0	2,423	0	0	0	0
Hourly Services							
Assessment	74	0	156	0	0	0	0
Counseling	25	0	216	0	0	0	0
Total	79	0	372	0	0	0	0

## Oklahoma Department of Mental Health and Substance Abuse Services

**Counts of Day and Hourly Services Provided by Funding Source for Each Agency During FY 2000**  
**INDIAN HEALTH CARE RESOURCE CENTER**

**Units of Service by Funding Source**

	Number of Clients/Contacts	Units of Service by Funding Source					
		Mental Health	Substance Abuse	Domestic Violence	Residential Care	Medicaid	Other
<b>Admitted Clients</b>							
Hourly Services							
Assessment	176	0	355	0	0	0	0
Case Management	1	0	1	0	0	0	0
Counseling	202	0	1,806	0	0	0	0
Crisis Intervention	2	0	2	0	0	0	0
Rehabilitation	145	0	344	0	0	0	0
<b>Total</b>	<b>245</b>	<b>0</b>	<b>2,507</b>	<b>0</b>	<b>0</b>	<b>0</b>	<b>0</b>
<b>Contacts</b>							
Hourly Services							
Assessment	114	0	209	0	0	0	0
Case Management	1	0	1	0	0	0	0
Crisis Intervention	3	0	4	0	0	0	0
<b>Total</b>	<b>118</b>	<b>0</b>	<b>213</b>	<b>0</b>	<b>0</b>	<b>0</b>	<b>0</b>

## Oklahoma Department of Mental Health and Substance Abuse Services

## Counts of Day and Hourly Services Provided by Funding Source for Each Agency During FY 2000

## JIM TALIAFERRO CMHC

## Units of Service by Funding Source

	Number of Clients/Contacts	Units of Service by Funding Source					Medicaid	Other
		Mental Health	Substance Abuse	Domestic Violence	Residential Care			
<b>Admitted Clients</b>								
Day Services								
Crisis Stabilization	152	16	0	0	0	10	60	
Inpatient Hospitalization	481	1,567	0	0	0	27	2,897	
<b>Total</b>	<b>614</b>	<b>1,583</b>	<b>0</b>	<b>0</b>	<b>0</b>	<b>37</b>	<b>2,957</b>	
Hourly Services								
Assessment	2,394	323	0	0	0	536	2,216	
Case Management	595	282	0	0	0	488	2,707	
Counseling	1,915	4,973	0	0	0	3,275	20,685	
Crisis Intervention	4	1	0	0	0	0	2	
Other Outpatient	3	0	0	0	0	6	0	
Physician, Lab and Related Services	846	155	0	0	0	255	821	
Rehabilitation	485	1,665	0	0	0	6,924	23,524	
<b>Total</b>	<b>2,923</b>	<b>7,399</b>	<b>0</b>	<b>0</b>	<b>0</b>	<b>11,484</b>	<b>49,953</b>	

## Oklahoma Department of Mental Health and Substance Abuse Services

## Counts of Day and Hourly Services Provided by Funding Source for Each Agency During FY 2000

## KIAMICHI COUNCIL ON ALCOHOLISM

## Units of Service by Funding Source

	Number of Clients/Contacts	Units of Service by Funding Source					Medicaid	Other
		Mental Health	Substance Abuse	Domestic Violence	Residential Care			
<b>Admitted Clients</b>								
Hourly Services								
Assessment	354	0	1,127	0	0	0	0	0
Case Management	225	0	371	0	0	0	0	0
Counseling	394	0	2,858	0	0	0	0	0
Crisis Intervention	132	0	279	0	0	0	0	0
Other Day Services	8	0	78	0	0	0	0	0
Rehabilitation	299	0	828	0	0	0	0	0
<b>Total</b>	<b>399</b>	<b>0</b>	<b>5,540</b>	<b>0</b>	<b>0</b>	<b>0</b>	<b>0</b>	<b>0</b>
<b>Contacts</b>								
Hourly Services								
Assessment	605	0	601	0	0	0	0	0
Case Management	286	0	183	0	0	0	0	0
Counseling	1,000	0	927	0	0	0	0	0
Crisis Intervention	351	0	733	0	0	0	0	0
Rehabilitation	88	0	75	0	0	0	0	0
<b>Total</b>	<b>1,318</b>	<b>0</b>	<b>2,519</b>	<b>0</b>	<b>0</b>	<b>0</b>	<b>0</b>	<b>0</b>

## Oklahoma Department of Mental Health and Substance Abuse Services

## Counts of Day and Hourly Services Provided by Funding Source for Each Agency During FY 2000

## LAKE FRANCIS RETIREMENT CENTER

## Units of Service by Funding Source

	Number of Clients/Contacts	Units of Service by Funding Source					
		Mental Health	Substance Abuse	Domestic Violence	Residential Care	Medicaid	Other
<b>Admitted Clients</b>							
Day Services							
Housing	42	0	0	0	5,225	0	0
Total	42	0	0	0	5,225	0	0



## Oklahoma Department of Mental Health and Substance Abuse Services

## Counts of Day and Hourly Services Provided by Funding Source for Each Agency During FY 2000

## LARI'S RES CARE

## Units of Service by Funding Source

	Number of Clients/Contacts	Units of Service by Funding Source					
		Mental Health	Substance Abuse	Domestic Violence	Residential Care	Medicaid	Other
<b>Admitted Clients</b>							
Day Services							
Housing	31	0	0	0	6,096	0	0
Total	31	0	0	0	6,096	0	0

## Oklahoma Department of Mental Health and Substance Abuse Services

## Counts of Day and Hourly Services Provided by Funding Source for Each Agency During FY 2000

## LASTSTOP

## Units of Service by Funding Source

	Number of Clients/Contacts	Units of Service by Funding Source					
		Mental Health	Substance Abuse	Domestic Violence	Residential Care	Medicaid	Other
<b>Admitted Clients</b>							
Hourly Services							
Assessment	193	0	419	0	0	0	0
Counseling	264	0	27,974	0	0	0	0
<b>Total</b>	<b>264</b>	<b>0</b>	<b>28,393</b>	<b>0</b>	<b>0</b>	<b>0</b>	<b>0</b>

## Oklahoma Department of Mental Health and Substance Abuse Services

## Counts of Day and Hourly Services Provided by Funding Source for Each Agency During FY 2000

## LEFLORE COUNTY YOUTH &amp; FAMILY SERVICES, INC.

## Units of Service by Funding Source

	Number of Clients/Contacts	Units of Service by Funding Source					
		Mental Health	Substance Abuse	Domestic Violence	Residential Care	Medicaid	Other
<b>Admitted Clients</b>							
Hourly Services							
Rehabilitation	265	0	3,329	0	0	0	0
Total	265	0	3,329	0	0	0	0

## Oklahoma Department of Mental Health and Substance Abuse Services

## Counts of Day and Hourly Services Provided by Funding Source for Each Agency During FY 2000

## LIFE IMPROVEMENT CENTER

## Units of Service by Funding Source

	Number of Clients/Contacts	Units of Service by Funding Source					
		Mental Health	Substance Abuse	Domestic Violence	Residential Care	Medicaid	Other
<b>Admitted Clients</b>							
Hourly Services							
Assessment	328	0	573	0	0	0	0
Counseling	473	0	4,814	0	0	0	0
Total	481	0	5,387	0	0	0	0

## Oklahoma Department of Mental Health and Substance Abuse Services

**Counts of Day and Hourly Services Provided by Funding Source for Each Agency During FY 2000**  
**LOGAN COUNTY YOUTH AND FAMILY SERVICES INC.**

**Units of Service by Funding Source**

	Number of Clients/Contacts	Units of Service by Funding Source					Medicaid	Other
		Mental Health	Substance Abuse	Domestic Violence	Residential Care			
<b>Admitted Clients</b>								
Hourly Services								
Assessment	43	0	97	0	0	0	0	0
Counseling	67	0	1,698	0	0	0	0	0
Crisis Intervention	22	0	33	0	0	0	0	0
<b>Total</b>	<b>68</b>	<b>0</b>	<b>1,828</b>	<b>0</b>	<b>0</b>	<b>0</b>	<b>0</b>	<b>0</b>
<b>Contacts</b>								
Hourly Services								
Assessment	81	0	139	0	0	0	0	0
Counseling	94	0	263	0	0	0	0	0
Crisis Intervention	77	0	122	0	0	0	0	0
<b>Total</b>	<b>216</b>	<b>0</b>	<b>524</b>	<b>0</b>	<b>0</b>	<b>0</b>	<b>0</b>	<b>0</b>

## Oklahoma Department of Mental Health and Substance Abuse Services

## Counts of Day and Hourly Services Provided by Funding Source for Each Agency During FY 2000

### MENTAL HEALTH SERVICES OF SOUTHERN OKLAHOMA

#### Units of Service by Funding Source

	Number of Clients/Contacts	Units of Service by Funding Source					
		Mental Health	Substance Abuse	Domestic Violence	Residential Care	Medicaid	Other
<b>Admitted Clients</b>							
Day Services							
Detox	119	0	1	0	0	0	0
Housing	6	507	0	0	0	0	0
Inpatient Hospitalization	364	1,677	0	0	0	0	3
Residential Treatment	213	0	4,880	0	0	0	0
<b>Total</b>	<b>673</b>	<b>2,184</b>	<b>4,881</b>	<b>0</b>	<b>0</b>	<b>0</b>	<b>3</b>
Hourly Services							
Assessment	2,146	972	346	0	0	803	422
Case Management	810	432	127	0	0	454	211
Counseling	2,522	10,170	0	0	0	6,675	8,174
Crisis Intervention	672	643	1	0	0	159	12
Other Outpatient	1	0	0	0	0	0	2
Physician, Lab and Related Services	963	734	0	0	0	36	5
Rehabilitation	766	33,764	0	0	0	97,642	4,301
<b>Total</b>	<b>3,390</b>	<b>46,715</b>	<b>474</b>	<b>0</b>	<b>0</b>	<b>105,769</b>	<b>13,127</b>
<b>Contacts</b>							
Hourly Services							
Assessment	162	202	4	0	0	0	0
Case Management	1	1	0	0	0	0	0
Counseling	256	293	0	0	0	4	0
Crisis Intervention	230	391	0	0	0	4	0
Early Intervention, Outreach	1	41	0	0	0	1,021	0
Rehabilitation	20	18	0	0	0	1	0
<b>Total</b>	<b>615</b>	<b>944</b>	<b>4</b>	<b>0</b>	<b>0</b>	<b>1,030</b>	<b>0</b>

Oklahoma Department of Mental Health and Substance Abuse Services  
**Counts of Day and Hourly Services Provided by Funding Source for Each Agency During FY 2000**  
**METRO TULSA SUBSTANCE ABUSE SERVICES**

	Number of Clients/Contacts	Units of Service by Funding Source					Medicaid	Other
		Mental Health	Substance Abuse	Domestic Violence	Residential Care			
<b>Admitted Clients</b>								
Day Services								
Detox	805	0	4,429	0	0	0	0	
<b>Total</b>	<b>805</b>	<b>0</b>	<b>4,429</b>	<b>0</b>	<b>0</b>	<b>0</b>	<b>0</b>	
Hourly Services								
Assessment	505	0	1,422	0	0	0	0	
Case Management	60	0	719	0	0	0	0	
Counseling	594	0	19,585	0	0	0	0	
Crisis Intervention	37	0	91	0	0	0	0	
Rehabilitation	33	0	47	0	0	0	0	
<b>Total</b>	<b>681</b>	<b>0</b>	<b>21,864</b>	<b>0</b>	<b>0</b>	<b>0</b>	<b>0</b>	
<b>Contacts</b>								
Hourly Services								
Assessment	230	0	427	0	0	0	0	
Counseling	6	0	8	0	0	0	0	
Crisis Intervention	10	0	19	0	0	0	0	
Early Intervention, Outreach	27	0	2,103	0	0	0	0	
<b>Total</b>	<b>269</b>	<b>0</b>	<b>2,557</b>	<b>0</b>	<b>0</b>	<b>0</b>	<b>0</b>	

## Oklahoma Department of Mental Health and Substance Abuse Services

## Counts of Day and Hourly Services Provided by Funding Source for Each Agency During FY 2000

## MILLER COZY HOME, INC.

## Units of Service by Funding Source

	Number of Clients/Contacts	Units of Service by Funding Source					
		Mental Health	Substance Abuse	Domestic Violence	Residential Care	Medicaid	Other
<b>Admitted Clients</b>							
Day Services							
Housing	70	0	0	0	18,177	0	0
Total	70	0	0	0	18,177	0	0



## Oklahoma Department of Mental Health and Substance Abuse Services

**Counts of Day and Hourly Services Provided by Funding Source for Each Agency During FY 2000**  
**MONARCH, INC.**

**Units of Service by Funding Source**

	Number of Clients/Contacts	Units of Service by Funding Source					
		Mental Health	Substance Abuse	Domestic Violence	Residential Care	Medicaid	Other
<b>Admitted Clients</b>							
Day Services							
Detox	126	0	316	0	0	0	0
Housing	108	0	3,026	0	0	0	0
Residential Treatment	146	0	4,073	0	0	0	0
<b>Total</b>	<b>263</b>	<b>0</b>	<b>7,415</b>	<b>0</b>	<b>0</b>	<b>0</b>	<b>0</b>
Hourly Services							
Assessment	48	0	88	0	0	0	0
Counseling	51	0	355	0	0	0	0
Rehabilitation	15	0	112	0	0	0	0
<b>Total</b>	<b>62</b>	<b>0</b>	<b>555</b>	<b>0</b>	<b>0</b>	<b>0</b>	<b>0</b>
<b>Contacts</b>							
Hourly Services							
Counseling	1	0	1	0	0	0	0
Crisis Intervention	1	0	1	0	0	0	0
Other Outpatient	9	0	572	0	0	0	0
<b>Total</b>	<b>11</b>	<b>0</b>	<b>574</b>	<b>0</b>	<b>0</b>	<b>0</b>	<b>0</b>

## Oklahoma Department of Mental Health and Substance Abuse Services

## Counts of Day and Hourly Services Provided by Funding Source for Each Agency During FY 2000

## MOORE ALCOHOL AND DRUG CENTER

## Units of Service by Funding Source

	Number of Clients/Contacts	Units of Service by Funding Source					
		Mental Health	Substance Abuse	Domestic Violence	Residential Care	Medicaid	Other
<b>Admitted Clients</b>							
Hourly Services							
Assessment	37	0	52	0	0	0	0
Counseling	205	0	4,204	0	0	0	0
Crisis Intervention	27	0	25	0	0	0	0
<b>Total</b>	<b>206</b>	<b>0</b>	<b>4,282</b>	<b>0</b>	<b>0</b>	<b>0</b>	<b>0</b>
<b>Contacts</b>							
Hourly Services							
Crisis Intervention	1	0	381	0	0	0	0
Early Intervention, Outreach	10	0	1,211	0	0	0	0
<b>Total</b>	<b>11</b>	<b>0</b>	<b>1,592</b>	<b>0</b>	<b>0</b>	<b>0</b>	<b>0</b>

## Oklahoma Department of Mental Health and Substance Abuse Services

## Counts of Day and Hourly Services Provided by Funding Source for Each Agency During FY 2000

## MUSKOGEE CO COUNCIL YTH SV

## Units of Service by Funding Source

	Number of Clients/Contacts	Units of Service by Funding Source					
		Mental Health	Substance Abuse	Domestic Violence	Residential Care	Medicaid	Other
<b>Admitted Clients</b>							
Hourly Services							
Assessment	22	0	34	0	0	0	0
Counseling	23	0	218	0	0	0	0
Crisis Intervention	2	0	2	0	0	0	0
Total	25	0	253	0	0	0	0
<b>Contacts</b>							
Hourly Services							
Assessment	716	0	920	0	0	0	0
Counseling	6	0	8	0	0	0	0
Crisis Intervention	16	0	17	0	0	0	0
Total	737	0	944	0	0	0	0

## Oklahoma Department of Mental Health and Substance Abuse Services

## Counts of Day and Hourly Services Provided by Funding Source for Each Agency During FY 2000

## MUSKOGEE INTERVENTION PROGRAM

## Units of Service by Funding Source

	Number of Clients/Contacts	Units of Service by Funding Source					
		Mental Health	Substance Abuse	Domestic Violence	Residential Care	Medicaid	Other
<b>Admitted Clients</b>							
Hourly Services							
Counseling	15	0	3,184	0	0	0	0
Total	15	0	3,184	0	0	0	0

## Oklahoma Department of Mental Health and Substance Abuse Services

## Counts of Day and Hourly Services Provided by Funding Source for Each Agency During FY 2000

## N.E. OK COUNCIL ON ALCOHOLISM

	Number of Clients/Contacts	Units of Service by Funding Source					
		Mental Health	Substance Abuse	Domestic Violence	Residential Care	Medicaid	Other
<b>Admitted Clients</b>							
Day Services							
Housing	21	0	558	0	0	0	0
Residential Treatment	75	0	1,537	0	0	0	0
<b>Total</b>	<b>79</b>	<b>0</b>	<b>2,095</b>	<b>0</b>	<b>0</b>	<b>0</b>	<b>0</b>
Hourly Services							
Assessment	9	0	13	0	0	0	0
Counseling	308	0	6,053	0	0	0	0
<b>Total</b>	<b>308</b>	<b>0</b>	<b>6,066</b>	<b>0</b>	<b>0</b>	<b>0</b>	<b>0</b>
<b>Contacts</b>							
Hourly Services							
Assessment	3	0	5	0	0	0	0
Counseling	1	0	2	0	0	0	0
<b>Total</b>	<b>4</b>	<b>0</b>	<b>7</b>	<b>0</b>	<b>0</b>	<b>0</b>	<b>0</b>

## Oklahoma Department of Mental Health and Substance Abuse Services

## Counts of Day and Hourly Services Provided by Funding Source for Each Agency During FY 2000

### N.W. DOMESTIC CRISIS SERVICES

#### Units of Service by Funding Source

	Number of Clients/Contacts	Units of Service by Funding Source					
		Mental Health	Substance Abuse	Domestic Violence	Residential Care	Medicaid	Other
<b>Admitted Clients</b>							
Day Services							
Housing	126	0	0	2,002	0	0	0
<b>Total</b>	<b>126</b>	<b>0</b>	<b>0</b>	<b>2,002</b>	<b>0</b>	<b>0</b>	<b>0</b>
Hourly Services							
Assessment	139	0	0	226	0	0	0
Case Management	211	0	0	1,719	0	0	0
Counseling	243	0	0	4,019	0	0	0
Crisis Intervention	21	0	0	13	0	0	0
Rehabilitation	35	0	0	198	0	0	0
<b>Total</b>	<b>304</b>	<b>0</b>	<b>0</b>	<b>6,174</b>	<b>0</b>	<b>0</b>	<b>0</b>
<b>Contacts</b>							
Hourly Services							
Assessment	2	0	0	21	0	0	0
Crisis Intervention	5	0	0	271	0	0	0
Early Intervention, Outreach	2	0	0	34	0	0	0
Other Outpatient	34	0	0	14,357	0	0	0
<b>Total</b>	<b>41</b>	<b>0</b>	<b>0</b>	<b>14,683</b>	<b>0</b>	<b>0</b>	<b>0</b>

## Oklahoma Department of Mental Health and Substance Abuse Services

**Counts of Day and Hourly Services Provided by Funding Source for Each Agency During FY 2000**  
**NAIC CENTER OF OKLAHOMA ALCOHOL & DRUG SERVICES, INC.**

## Units of Service by Funding Source

	Number of Clients/Contacts	Units of Service by Funding Source					Other
		Mental Health	Substance Abuse	Domestic Violence	Residential Care	Medicaid	
<b>Admitted Clients</b>							
Hourly Services							
Assessment	424	0	1,611	0	0	0	0
Case Management	5	0	4	0	0	0	0
Counseling	397	0	9,826	0	0	0	0
Crisis Intervention	45	0	52	0	0	0	0
Rehabilitation	349	0	3,349	0	0	0	0
<b>Total</b>	<b>537</b>	<b>0</b>	<b>14,841</b>	<b>0</b>	<b>0</b>	<b>0</b>	<b>0</b>
<b>Contacts</b>							
Hourly Services							
Assessment	383	0	445	0	0	0	0
Counseling	6	0	9	0	0	0	0
Crisis Intervention	33	0	104	0	0	0	0
Early Intervention, Outreach	28	0	423	0	0	0	0
Rehabilitation	7	0	4	0	0	0	0
<b>Total</b>	<b>444</b>	<b>0</b>	<b>983</b>	<b>0</b>	<b>0</b>	<b>0</b>	<b>0</b>

## Oklahoma Department of Mental Health and Substance Abuse Services

## Counts of Day and Hourly Services Provided by Funding Source for Each Agency During FY 2000

## NATIVE AMERICAN CENTER OF RECOVERY

## Units of Service by Funding Source

	Number of Clients/Contacts	Units of Service by Funding Source					
		Mental Health	Substance Abuse	Domestic Violence	Residential Care	Medicaid	Other
<b>Admitted Clients</b>							
Hourly Services							
Assessment	17	0	21	0	0	0	0
Counseling	36	0	1,157	0	0	0	0
Rehabilitation	1	0	2	0	0	0	0
<b>Total</b>	<b>36</b>	<b>0</b>	<b>1,180</b>	<b>0</b>	<b>0</b>	<b>0</b>	<b>0</b>



## Oklahoma Department of Mental Health and Substance Abuse Services

**Counts of Day and Hourly Services Provided by Funding Source for Each Agency During FY 2000**  
**NEW DIRECTIONS, INC.**

	Number of Clients/Contacts	Units of Service by Funding Source					
		Mental Health	Substance Abuse	Domestic Violence	Residential Care	Medicaid	Other
<b>Admitted Clients</b>							
Day Services							
Housing	294	0	0	3,537	0	0	0
Total	294	0	0	3,537	0	0	0
Hourly Services							
Assessment	235	0	0	294	0	0	0
Case Management	42	0	0	69	0	0	0
Counseling	219	0	0	2,898	0	0	0
Crisis Intervention	296	0	0	209	0	0	0
Rehabilitation	156	0	0	1,486	0	0	0
Total	396	0	0	4,955	0	0	0
<b>Contacts</b>							
Hourly Services							
Crisis Intervention	558	0	0	435	0	0	0
Other Outpatient	7	0	0	70	0	0	0
Total	565	0	0	505	0	0	0

## Oklahoma Department of Mental Health and Substance Abuse Services

## Counts of Day and Hourly Services Provided by Funding Source for Each Agency During FY 2000

### NEW HOPE OF MANGUM

#### Units of Service by Funding Source

	Number of Clients/Contacts	Units of Service by Funding Source					
		Mental Health	Substance Abuse	Domestic Violence	Residential Care	Medicaid	Other
<b>Admitted Clients</b>							
Day Services							
Housing	40	0	1,860	0	0	0	0
Residential Treatment	223	0	4,948	0	0	0	0
<b>Total</b>	<b>251</b>	<b>0</b>	<b>6,808</b>	<b>0</b>	<b>0</b>	<b>0</b>	<b>0</b>
Hourly Services							
Assessment	178	0	454	0	0	0	0
Counseling	232	0	12,527	0	0	0	0
Crisis Intervention	7	0	11	0	0	0	0
<b>Total</b>	<b>272</b>	<b>0</b>	<b>12,991</b>	<b>0</b>	<b>0</b>	<b>0</b>	<b>0</b>
<b>Contacts</b>							
Hourly Services							
Assessment	272	0	324	0	0	0	0
Counseling	1	0	1	0	0	0	0
Crisis Intervention	9	0	11	0	0	0	0
Other Outpatient	13	0	2,468	0	0	0	0
<b>Total</b>	<b>290</b>	<b>0</b>	<b>2,804</b>	<b>0</b>	<b>0</b>	<b>0</b>	<b>0</b>

## Oklahoma Department of Mental Health and Substance Abuse Services

**Counts of Day and Hourly Services Provided by Funding Source for Each Agency During FY 2000**  
**NORMAN ALCOHOL AND DRUG TREATMENT CENTER**

## Units of Service by Funding Source

	Number of Clients/Contacts	Units of Service by Funding Source					Other
		Mental Health	Substance Abuse	Domestic Violence	Residential Care	Medicaid	
<b>Admitted Clients</b>							
Day Services							
Housing	107	0	6,734	0	0	0	90
Residential Treatment	703	0	15,899	0	0	0	1,591
<b>Total</b>	<b>727</b>	<b>0</b>	<b>22,633</b>	<b>0</b>	<b>0</b>	<b>0</b>	<b>1,681</b>
Hourly Services							
Crisis Intervention	22	0	3	0	0	0	0
<b>Total</b>	<b>22</b>	<b>0</b>	<b>3</b>	<b>0</b>	<b>0</b>	<b>0</b>	<b>0</b>
<b>Contacts</b>							
Hourly Services							
Crisis Intervention	482	0	65	0	0	0	0
<b>Total</b>	<b>482</b>	<b>0</b>	<b>65</b>	<b>0</b>	<b>0</b>	<b>0</b>	<b>0</b>

## Oklahoma Department of Mental Health and Substance Abuse Services

## Counts of Day and Hourly Services Provided by Funding Source for Each Agency During FY 2000

## NORTH CARE CENTER

## Units of Service by Funding Source

	Number of Clients/Contacts	Units of Service by Funding Source					Medicaid	Other
		Mental Health	Substance Abuse	Domestic Violence	Residential Care			
<b>Admitted Clients</b>								
Hourly Services								
Assessment	974	1,152	56	0	0	698	0	
Case Management	729	2,239	25	0	0	779	0	
Counseling	496	3,220	1,125	0	0	3,095	0	
Crisis Intervention	24	37	3	0	0	6	0	
Physician, Lab and Related Services	638	455	0	0	0	142	0	
Rehabilitation	257	15,564	0	0	0	41,513	0	
<b>Total</b>	<b>1,242</b>	<b>22,666</b>	<b>1,208</b>	<b>0</b>	<b>0</b>	<b>46,232</b>	<b>0</b>	
<b>Contacts</b>								
Hourly Services								
Assessment	155	405	0	0	0	3	0	
Case Management	16	14	0	0	0	0	0	
Counseling	16	13	3	0	0	6	0	
Crisis Intervention	14	43	1	0	0	0	0	
Physician, Lab and Related Services	3	1	0	0	0	0	0	
Rehabilitation	2	4	0	0	0	0	0	
<b>Total</b>	<b>195</b>	<b>478</b>	<b>3</b>	<b>0</b>	<b>0</b>	<b>9</b>	<b>0</b>	

## Oklahoma Department of Mental Health and Substance Abuse Services

## Counts of Day and Hourly Services Provided by Funding Source for Each Agency During FY 2000

## NORTH FORK RESIDENTIAL CARE

## Units of Service by Funding Source

	Number of Clients/Contacts	Units of Service by Funding Source					
		Mental Health	Substance Abuse	Domestic Violence	Residential Care	Medicaid	Other
<b>Admitted Clients</b>							
Day Services							
Housing	67	0	0	0	15,983	0	0
Total	67	0	0	0	15,983	0	0

## Oklahoma Department of Mental Health and Substance Abuse Services

**Counts of Day and Hourly Services Provided by Funding Source for Each Agency During FY 2000**  
**NW SUBSTANCE TREATMENT CENTER**

	Number of Clients/Contacts	Units of Service by Funding Source					
		Mental Health	Substance Abuse	Domestic Violence	Residential Care	Medicaid	Other
<b>Admitted Clients</b>							
Day Services							
Residential Treatment	127	0	8,409	0	0	0	0
<b>Total</b>	<b>127</b>	<b>0</b>	<b>8,409</b>	<b>0</b>	<b>0</b>	<b>0</b>	<b>0</b>
<b>Contacts</b>							
Hourly Services							
Other Outpatient	24	0	2,375	0	0	0	0
<b>Total</b>	<b>24</b>	<b>0</b>	<b>2,375</b>	<b>0</b>	<b>0</b>	<b>0</b>	<b>0</b>

Oklahoma Department of Mental Health and Substance Abuse Services  
**Counts of Day and Hourly Services Provided by Funding Source for Each Agency During FY 2000**  
**OK COUNTY CRISIS INTERVENTION CENTER**

	Number of Clients/Contacts	Units of Service by Funding Source					
		Mental Health	Substance Abuse	Domestic Violence	Residential Care	Medicaid	Other
<b>Admitted Clients</b>							
Day Services							
Crisis Stabilization	2,167	11,952	0	0	0	73	126
Total	2,167	11,952	0	0	0	73	126
Hourly Services							
Crisis Intervention	422	262	0	0	0	2	35
Total	422	262	0	0	0	2	35
<b>Contacts</b>							
Hourly Services							
Crisis Intervention	1,313	777	0	0	0	16	144
Total	1,313	777	0	0	0	16	144

## Oklahoma Department of Mental Health and Substance Abuse Services

## Counts of Day and Hourly Services Provided by Funding Source for Each Agency During FY 2000

## OKLA NATIVE AMERICAN BEHAVIORAL HEALTH CIRCLE

## Units of Service by Funding Source

	Number of Clients/Contacts	Units of Service by Funding Source					
		Mental Health	Substance Abuse	Domestic Violence	Residential Care	Medicaid	Other
<b>Contacts</b>							
Hourly Services							
Assessment	57	0	240	0	0	0	0
Total	57	0	240	0	0	0	0



## Oklahoma Department of Mental Health and Substance Abuse Services

## Counts of Day and Hourly Services Provided by Funding Source for Each Agency During FY 2000

## OKLAHOMA YOUTH CENTER

## Units of Service by Funding Source

	Number of Clients/Contacts	Units of Service by Funding Source					Medicaid	Other
		Mental Health	Substance Abuse	Domestic Violence	Residential Care			
<b>Admitted Clients</b>								
Day Services								
Inpatient Hospitalization	293	655	0	0	0	4,519	2,831	
Total	293	655	0	0	0	4,519	2,831	

## Oklahoma Department of Mental Health and Substance Abuse Services

**Counts of Day and Hourly Services Provided by Funding Source for Each Agency During FY 2000**  
**OKLMULGEE COUNTY FAMILY RESOURCE CENTER INC.**

**Units of Service by Funding Source**

	Number of Clients/Contacts	Units of Service by Funding Source					
		Mental Health	Substance Abuse	Domestic Violence	Residential Care	Medicaid	Other
<b>Admitted Clients</b>							
Day Services							
Housing	89	0	0	2,101	0	0	0
<b>Total</b>	<b>89</b>	<b>0</b>	<b>0</b>	<b>2,101</b>	<b>0</b>	<b>0</b>	<b>0</b>
Hourly Services							
Assessment	89	0	0	108	0	0	0
Case Management	127	0	0	664	0	0	1
Counseling	152	0	0	1,084	0	0	0
Crisis Intervention	32	0	0	43	0	0	0
Rehabilitation	101	0	0	1,220	0	0	0
<b>Total</b>	<b>215</b>	<b>0</b>	<b>0</b>	<b>3,119</b>	<b>0</b>	<b>0</b>	<b>1</b>
<b>Contacts</b>							
Hourly Services							
Assessment	1	0	0	0	0	0	0
Crisis Intervention	40	0	0	105	0	0	0
Early Intervention, Outreach	5	0	0	12	0	0	0
Other Outpatient	9	0	0	78	0	0	1
<b>Total</b>	<b>54</b>	<b>0</b>	<b>0</b>	<b>195</b>	<b>0</b>	<b>0</b>	<b>1</b>

## Oklahoma Department of Mental Health and Substance Abuse Services

## Counts of Day and Hourly Services Provided by Funding Source for Each Agency During FY 2000 OPPORTUNITIES, INC.

### Units of Service by Funding Source

	Number of Clients/Contacts	Units of Service by Funding Source					
		Mental Health	Substance Abuse	Domestic Violence	Residential Care	Medicaid	Other
<b>Admitted Clients</b>							
Day Services							
Detox	50	0	120	0	0	0	0
Housing	34	0	2,938	0	0	0	0
Residential Treatment	212	0	4,361	0	0	0	0
<b>Total</b>	<b>222</b>	<b>0</b>	<b>7,419</b>	<b>0</b>	<b>0</b>	<b>0</b>	<b>0</b>

## Oklahoma Department of Mental Health and Substance Abuse Services

## Counts of Day and Hourly Services Provided by Funding Source for Each Agency During FY 2000

## ORCHARD GROVE

## Units of Service by Funding Source

	Number of Clients/Contacts	Units of Service by Funding Source					
		Mental Health	Substance Abuse	Domestic Violence	Residential Care	Medicaid	Other
<b>Admitted Clients</b>							
Day Services							
Housing	14	0	0	0	2,184	0	0
Total	14	0	0	0	2,184	0	0

## Oklahoma Department of Mental Health and Substance Abuse Services

## Counts of Day and Hourly Services Provided by Funding Source for Each Agency During FY 2000

## PADEN RESIDENTIAL CARE

## Units of Service by Funding Source

	Number of Clients/Contacts	Units of Service by Funding Source					
		Mental Health	Substance Abuse	Domestic Violence	Residential Care	Medicaid	Other
<b>Admitted Clients</b>							
Day Services							
Housing	45	0	0	0	10,583	0	0
Total	45	0	0	0	10,583	0	0

## Oklahoma Department of Mental Health and Substance Abuse Services

## Counts of Day and Hourly Services Provided by Funding Source for Each Agency During FY 2000

### PARKSIDE, INC.

#### Units of Service by Funding Source

	Number of Clients/Contacts	Units of Service by Funding Source					
		Mental Health	Substance Abuse	Domestic Violence	Residential Care	Medicaid	Other
<b>Admitted Clients</b>							
Day Services							
Crisis Stabilization	1,158	1,891	2,172	0	0	369	0
Housing	234	8,049	0	0	0	31	0
Inpatient Hospitalization	393	4,951	0	0	0	60	0
<b>Total</b>	<b>1,264</b>	<b>14,891</b>	<b>2,172</b>	<b>0</b>	<b>0</b>	<b>460</b>	<b>0</b>
Hourly Services							
Assessment	2,511	2,813	1,617	0	0	122	0
Case Management	1,463	2,691	1,091	0	0	1,598	0
Counseling	1,712	5,150	5,950	0	0	1,636	0
Crisis Intervention	2,313	2,900	1,346	0	0	419	0
Other Outpatient	5	21	0	0	0	15	0
Physician, Lab and Related Services	2,379	2,957	178	0	0	84	0
Rehabilitation	1,271	34,782	0	0	0	11,299	0
Vocational	4	8	0	0	0	0	0
<b>Total</b>	<b>4,197</b>	<b>51,320</b>	<b>10,182</b>	<b>0</b>	<b>0</b>	<b>15,173</b>	<b>0</b>
<b>Contacts</b>							
Hourly Services							
Assessment	222	115	1	0	0	360	0
Crisis Intervention	6	26	1	0	0	19	0
Early Intervention, Outreach	1	3	0	0	0	0	0
<b>Total</b>	<b>228</b>	<b>144</b>	<b>2</b>	<b>0</b>	<b>0</b>	<b>379</b>	<b>0</b>

## Oklahoma Department of Mental Health and Substance Abuse Services

## Counts of Day and Hourly Services Provided by Funding Source for Each Agency During FY 2000

## PAYNE CO COUNSELING SVC,INC.

## Units of Service by Funding Source

	Number of Clients/Contacts	Units of Service by Funding Source					
		Mental Health	Substance Abuse	Domestic Violence	Residential Care	Medicaid	Other
<b>Admitted Clients</b>							
Hourly Services							
Assessment	99	0	148	0	0	0	0
Case Management	147	0	330	0	0	0	0
Counseling	58	0	1,050	0	0	0	0
Crisis Intervention	4	0	5	0	0	0	0
<b>Total</b>	<b>178</b>	<b>0</b>	<b>1,532</b>	<b>0</b>	<b>0</b>	<b>0</b>	<b>0</b>
<b>Contacts</b>							
Hourly Services							
Assessment	242	0	206	0	0	0	0
Case Management	240	0	354	0	0	0	0
Counseling	10	0	7	0	0	0	0
Crisis Intervention	6	0	8	0	0	0	0
<b>Total</b>	<b>437</b>	<b>0</b>	<b>574</b>	<b>0</b>	<b>0</b>	<b>0</b>	<b>0</b>

## Oklahoma Department of Mental Health and Substance Abuse Services

## Counts of Day and Hourly Services Provided by Funding Source for Each Agency During FY 2000

## PRAGUE ASSISTED LIVING CTR

## Units of Service by Funding Source

	Number of Clients/Contacts	Units of Service by Funding Source					
		Mental Health	Substance Abuse	Domestic Violence	Residential Care	Medicaid	Other
<b>Admitted Clients</b>							
Day Services							
Housing	47	0	0	0	6,803	0	0
Total	47	0	0	0	6,803	0	0



## Oklahoma Department of Mental Health and Substance Abuse Services

## Counts of Day and Hourly Services Provided by Funding Source for Each Agency During FY 2000

## PROJECT HEARTLAND

## Units of Service by Funding Source

	Number of Clients/Contacts	Units of Service by Funding Source					
		Mental Health	Substance Abuse	Domestic Violence	Residential Care	Medicaid	Other
<b>Contacts</b>							
Hourly Services							
Assessment	9	11	0	0	0	0	0
Counseling	672	3,976	0	0	0	0	0
Crisis Intervention	1,196	5,427	0	0	0	0	0
Early Intervention, Outreach	101	6,761	0	0	0	0	0
Other Outpatient	690	17,380	0	0	0	0	0
<b>Total</b>	<b>2,158</b>	<b>33,555</b>	<b>0</b>	<b>0</b>	<b>0</b>	<b>0</b>	<b>0</b>

## Oklahoma Department of Mental Health and Substance Abuse Services

**Counts of Day and Hourly Services Provided by Funding Source for Each Agency During FY 2000**  
**PROJECT SAFE, INC.**

**Units of Service by Funding Source**

	Number of Clients/Contacts	Units of Service by Funding Source					
		Mental Health	Substance Abuse	Domestic Violence	Residential Care	Medicaid	Other
<b>Admitted Clients</b>							
Day Services							
Housing	50	0	0	315	0	0	0
Total	50	0	0	315	0	0	0
Hourly Services							
Assessment	166	0	0	112	0	0	0
Case Management	35	0	0	46	0	0	0
Counseling	170	0	0	979	0	0	0
Crisis Intervention	25	0	0	13	0	0	0
Total	248	0	0	1,150	0	0	0
<b>Contacts</b>							
Hourly Services							
Assessment	48	0	0	18	0	0	0
Case Management	363	0	0	124	0	0	0
Counseling	1	0	0	1	0	0	0
Crisis Intervention	145	0	0	82	0	0	0
Early Intervention, Outreach	4	0	0	13	0	0	0
Other Outpatient	10	0	0	69	0	0	0
Total	530	0	0	307	0	0	0

## Oklahoma Department of Mental Health and Substance Abuse Services

## Counts of Day and Hourly Services Provided by Funding Source for Each Agency During FY 2000

## RAMBLING ROSE RESIDENTIAL CARE

## Units of Service by Funding Source

	Number of Clients/Contacts	Units of Service by Funding Source					
		Mental Health	Substance Abuse	Domestic Violence	Residential Care	Medicaid	Other
<b>Admitted Clients</b>							
Day Services							
Housing	21	0	0	0	3,772	0	0
Total	21	0	0	0	3,772	0	0

## Oklahoma Department of Mental Health and Substance Abuse Services

## Counts of Day and Hourly Services Provided by Funding Source for Each Agency During FY 2000

## RED ROCK BEHAVIORAL HEALTH SVC

## Units of Service by Funding Source

	Number of Clients/Contacts	Units of Service by Funding Source					
		Mental Health	Substance Abuse	Domestic Violence	Residential Care	Medicaid	Other
<b>Admitted Clients</b>							
Day Services							
Housing	77	17,392	0	0	0	0	0
Residential Treatment	12	0	1,152	0	0	0	0
<b>Total</b>	<b>88</b>	<b>17,392</b>	<b>1,152</b>	<b>0</b>	<b>0</b>	<b>0</b>	<b>0</b>
Hourly Services							
Assessment	1,057	873	11	0	0	502	1
Case Management	427	596	0	0	0	597	0
Counseling	607	2,010	554	0	0	7,618	0
Crisis Intervention	88	86	3	0	0	0	0
Other Outpatient	22	1	0	0	0	30	0
Physicain, Lab and Related Services	592	512	0	0	0	123	0
Rehabilitation	675	10,372	0	0	0	23,954	0
Vocational	16	139	0	0	0	0	0
<b>Total</b>	<b>1,561</b>	<b>14,589</b>	<b>568</b>	<b>0</b>	<b>0</b>	<b>32,823</b>	<b>1</b>
<b>Contacts</b>							
Hourly Services							
Assessment	317	428	0	0	0	169	0
Case Management	109	47	0	0	0	175	0
Counseling	130	110	42	0	0	2,234	0
Crisis Intervention	26	145	0	0	0	1	0
Early Intervention, Outreach	1	193	0	0	0	0	0
Other Outpatient	13	0	0	0	0	15	0
Physicain, Lab and Related Services	174	69	0	0	0	80	0
Rehabilitation	114	2,362	0	0	0	6,798	0
Vocational	4	35	0	0	0	0	0
<b>Total</b>	<b>410</b>	<b>3,388</b>	<b>42</b>	<b>0</b>	<b>0</b>	<b>9,472</b>	<b>0</b>

## Oklahoma Department of Mental Health and Substance Abuse Services

## Counts of Day and Hourly Services Provided by Funding Source for Each Agency During FY 2000

### RED ROCK WEST

#### Units of Service by Funding Source

	Number of Clients/Contacts	Units of Service by Funding Source					
		Mental Health	Substance Abuse	Domestic Violence	Residential Care	Medicaid	Other
<b>Admitted Clients</b>							
Day Services							
Crisis Stabilization	364	1,333	0	0	0	385	0
Housing	30	3,367	0	0	0	0	0
<b>Total</b>	<b>376</b>	<b>4,700</b>	<b>0</b>	<b>0</b>	<b>0</b>	<b>385</b>	<b>0</b>
Hourly Services							
Assessment	822	554	56	0	0	295	0
Case Management	179	354	2	0	0	268	0
Counseling	792	3,393	237	0	0	2,517	0
Crisis Intervention	443	614	17	0	0	7	0
Other Outpatient	1	0	0	0	0	4	0
Physician, Lab and Related Services	422	329	0	0	0	183	0
Rehabilitation	335	20,937	0	0	0	29,631	0
Vocational	73	1,823	0	0	0	0	0
<b>Total</b>	<b>1,113</b>	<b>28,004</b>	<b>311</b>	<b>0</b>	<b>0</b>	<b>32,905</b>	<b>0</b>
<b>Contacts</b>							
Hourly Services							
Assessment	40	41	0	0	0	2	0
Counseling	20	157	0	0	0	0	0
Crisis Intervention	125	208	0	0	0	2	0
<b>Total</b>	<b>172</b>	<b>406</b>	<b>0</b>	<b>0</b>	<b>0</b>	<b>4</b>	<b>0</b>

## Oklahoma Department of Mental Health and Substance Abuse Services

## Counts of Day and Hourly Services Provided by Funding Source for Each Agency During FY 2000

## ROADBACK, INC.

## Units of Service by Funding Source

	Number of Clients/Contacts	Units of Service by Funding Source					
		Mental Health	Substance Abuse	Domestic Violence	Residential Care	Medicaid	Other
<b>Admitted Clients</b>							
Day Services							
Detox	150	0	377	0	0	0	0
Housing	81	0	6,199	0	0	0	0
<b>Total</b>	<b>225</b>	<b>0</b>	<b>6,576</b>	<b>0</b>	<b>0</b>	<b>0</b>	<b>0</b>

## Oklahoma Department of Mental Health and Substance Abuse Services

## Counts of Day and Hourly Services Provided by Funding Source for Each Agency During FY 2000

## ROGERS CO COMMUNITY SERVICES

## Units of Service by Funding Source

	Number of Clients/Contacts	Units of Service by Funding Source					
		Mental Health	Substance Abuse	Domestic Violence	Residential Care	Medicaid	Other
<b>Admitted Clients</b>							
Day Services							
Housing	116	0	0	2,150	0	0	0
Total	116	0	0	2,150	0	0	0
Hourly Services							
Assessment	160	0	0	218	0	0	0
Case Management	117	0	0	947	0	0	0
Counseling	207	0	0	1,000	0	0	0
Crisis Intervention	91	0	0	148	0	0	0
Other Outpatient	1	0	0	14	0	0	0
Rehabilitation	46	0	0	251	0	0	0
Total	290	0	0	2,577	0	0	0
<b>Contacts</b>							
Hourly Services							
Assessment	24	0	0	61	0	0	0
Case Management	3	0	0	4	0	0	0
Counseling	15	0	0	18	0	0	0
Crisis Intervention	190	0	0	269	0	0	0
Early Intervention, Outreach	1	0	0	0	0	0	0
Other Outpatient	26	0	0	754	0	0	0
Total	244	0	0	1,105	0	0	0

Oklahoma Department of Mental Health and Substance Abuse Services  
**Counts of Day and Hourly Services Provided by Funding Source for Each Agency During FY 2000**  
**ROGERS COUNTY DRUG ABUSE PROGRAM, INC.**

**Units of Service by Funding Source**

	Number of Clients/Contacts	Units of Service by Funding Source					
		Mental Health	Substance Abuse	Domestic Violence	Residential Care	Medicaid	Other
<b>Admitted Clients</b>							
Hourly Services							
Assessment	87	0	232	0	0	0	0
Counseling	94	0	1,612	0	0	0	0
Crisis Intervention	7	0	7	0	0	0	0
Rehabilitation	126	0	1,093	0	0	0	0
<b>Total</b>	<b>201</b>	<b>0</b>	<b>2,943</b>	<b>0</b>	<b>0</b>	<b>0</b>	<b>0</b>
<b>Contacts</b>							
Hourly Services							
Assessment	101	0	178	0	0	0	0
Counseling	3	0	4	0	0	0	0
Crisis Intervention	3	0	4	0	0	0	0
Rehabilitation	29	0	60	0	0	0	0
<b>Total</b>	<b>136</b>	<b>0</b>	<b>246</b>	<b>0</b>	<b>0</b>	<b>0</b>	<b>0</b>



## Oklahoma Department of Mental Health and Substance Abuse Services

## Counts of Day and Hourly Services Provided by Funding Source for Each Agency During FY 2000

### S.O.S. FOR FAMILIES

#### Units of Service by Funding Source

	Number of Clients/Contacts	Units of Service by Funding Source					
		Mental Health	Substance Abuse	Domestic Violence	Residential Care	Medicaid	Other
<b>Admitted Clients</b>							
Day Services							
Housing	110	0	0	1,673	0	0	0
<b>Total</b>	<b>110</b>	<b>0</b>	<b>0</b>	<b>1,673</b>	<b>0</b>	<b>0</b>	<b>0</b>
Hourly Services							
Assessment	346	0	0	311	0	0	0
Case Management	147	0	0	297	0	0	0
Counseling	406	0	0	3,523	0	0	0
Crisis Intervention	79	0	0	85	0	0	0
Rehabilitation	82	0	0	418	0	0	0
<b>Total</b>	<b>431</b>	<b>0</b>	<b>0</b>	<b>4,634</b>	<b>0</b>	<b>0</b>	<b>0</b>
<b>Contacts</b>							
Hourly Services							
Assessment	65	0	0	30	0	0	0
Case Management	34	0	0	26	0	0	0
Counseling	26	0	0	29	0	0	0
Crisis Intervention	89	0	0	111	0	0	0
Other Outpatient	36	0	0	483	0	0	0
<b>Total</b>	<b>184</b>	<b>0</b>	<b>0</b>	<b>680</b>	<b>0</b>	<b>0</b>	<b>0</b>

## Oklahoma Department of Mental Health and Substance Abuse Services

**Counts of Day and Hourly Services Provided by Funding Source for Each Agency During FY 2000**  
**S.W. YOUTH & FAMILY SERVICES**

**Units of Service by Funding Source**

	Number of Clients/Contacts	Units of Service by Funding Source					
		Mental Health	Substance Abuse	Domestic Violence	Residential Care	Medicaid	Other
<b>Admitted Clients</b>							
Hourly Services							
Assessment	78	0	103	0	0	0	0
Counseling	121	0	2,244	0	0	0	0
Crisis Intervention	12	0	10	0	0	0	0
Rehabilitation	50	0	267	0	0	0	0
<b>Total</b>	<b>136</b>	<b>0</b>	<b>2,624</b>	<b>0</b>	<b>0</b>	<b>0</b>	<b>0</b>
<b>Contacts</b>							
Hourly Services							
Assessment	3	0	4	0	0	0	0
Crisis Intervention	10	0	36	0	0	0	0
<b>Total</b>	<b>12</b>	<b>0</b>	<b>40</b>	<b>0</b>	<b>0</b>	<b>0</b>	<b>0</b>

## Oklahoma Department of Mental Health and Substance Abuse Services

## Counts of Day and Hourly Services Provided by Funding Source for Each Agency During FY 2000

## SAFE HAVEN

## Units of Service by Funding Source

	Number of Clients/Contacts	Units of Service by Funding Source					
		Mental Health	Substance Abuse	Domestic Violence	Residential Care	Medicaid	Other
<b>Admitted Clients</b>							
Day Services							
Housing	69	9,907	0	0	0	0	0
Total	69	9,907	0	0	0	0	0

## Oklahoma Department of Mental Health and Substance Abuse Services

## Counts of Day and Hourly Services Provided by Funding Source for Each Agency During FY 2000

## SANTE FE RESIDENTIAL CARE

## Units of Service by Funding Source

	Number of Clients/Contacts	Units of Service by Funding Source					
		Mental Health	Substance Abuse	Domestic Violence	Residential Care	Medicaid	Other
<b>Admitted Clients</b>							
Day Services							
Housing	26	0	0	0	7,957	0	0
Total	26	0	0	0	7,957	0	0

## Oklahoma Department of Mental Health and Substance Abuse Services

## Counts of Day and Hourly Services Provided by Funding Source for Each Agency During FY 2000

## SECOND CHANCE CDU

## Units of Service by Funding Source

	Number of Clients/Contacts	Units of Service by Funding Source					
		Mental Health	Substance Abuse	Domestic Violence	Residential Care	Medicaid	Other
<b>Admitted Clients</b>							
Day Services							
Housing	29	0	1,131	0	0	0	0
Residential Treatment	105	0	4,826	0	0	0	0
<b>Total</b>	<b>112</b>	<b>0</b>	<b>5,957</b>	<b>0</b>	<b>0</b>	<b>0</b>	<b>0</b>
Hourly Services							
Assessment	1	0	2	0	0	0	0
Counseling	1	0	2	0	0	0	0
<b>Total</b>	<b>1</b>	<b>0</b>	<b>4</b>	<b>0</b>	<b>0</b>	<b>0</b>	<b>0</b>
<b>Contacts</b>							
Hourly Services							
Assessment	7	0	3	0	0	0	0
<b>Total</b>	<b>7</b>	<b>0</b>	<b>3</b>	<b>0</b>	<b>0</b>	<b>0</b>	<b>0</b>

## Oklahoma Department of Mental Health and Substance Abuse Services

## Counts of Day and Hourly Services Provided by Funding Source for Each Agency During FY 2000

## SHERRYS OLD FASHIONED R &amp; B

## Units of Service by Funding Source

	Number of Clients/Contacts	Units of Service by Funding Source					
		Mental Health	Substance Abuse	Domestic Violence	Residential Care	Medicaid	Other
<b>Admitted Clients</b>							
Day Services							
Housing	20	0	0	0	4,453	0	0
Total	20	0	0	0	4,453	0	0

## Oklahoma Department of Mental Health and Substance Abuse Services

Counts of Day and Hourly Services Provided by Funding Source for Each Agency During FY 2000  
**SOARR, INC.**

## Units of Service by Funding Source

	Number of Clients/Contacts	Units of Service by Funding Source					
		Mental Health	Substance Abuse	Domestic Violence	Residential Care	Medicaid	Other
<b>Admitted Clients</b>							
Day Services							
Residential Treatment	67	0	3,133	0	0	0	0
Total	67	0	3,133	0	0	0	0

## Oklahoma Department of Mental Health and Substance Abuse Services

## Counts of Day and Hourly Services Provided by Funding Source for Each Agency During FY 2000

## SOUTHWEST RETIREMENT HOME, INC

## Units of Service by Funding Source

	Number of Clients/Contacts	Units of Service by Funding Source					Medicaid	Other
		Mental Health	Substance Abuse	Domestic Violence	Residential Care			
<b>Admitted Clients</b>								
Day Services								
Housing	63	5,421	0	0	13,033	0	0	
Total	63	5,421	0	0	13,033	0	0	



## Oklahoma Department of Mental Health and Substance Abuse Services

**Counts of Day and Hourly Services Provided by Funding Source for Each Agency During FY 2000  
STARTING POINT II, INC.**

	Number of Clients/Contacts	Units of Service by Funding Source					
		Mental Health	Substance Abuse	Domestic Violence	Residential Care	Medicaid	Other
<b>Admitted Clients</b>							
Day Services							
Detox	396	0	1,514	0	0	0	0
Total	396	0	1,514	0	0	0	0
Hourly Services							
Counseling	58	0	476	0	0	0	0
Crisis Intervention	16	0	18	0	0	0	0
Total	64	0	494	0	0	0	0
<b>Contacts</b>							
Hourly Services							
Crisis Intervention	27	0	276	0	0	0	0
Total	27	0	276	0	0	0	0

## Oklahoma Department of Mental Health and Substance Abuse Services

**Counts of Day and Hourly Services Provided by Funding Source for Each Agency During FY 2000**  
**STEPHENS COUNTY VOLUNTEERS FOR CRISIS INTERVENTION**

	Number of Clients/Contacts	Units of Service by Funding Source					
		Mental Health	Substance Abuse	Domestic Violence	Residential Care	Medicaid	Other
<b>Admitted Clients</b>							
Day Services							
Housing	129	0	0	325	0	0	0
<b>Total</b>	<b>129</b>	<b>0</b>	<b>0</b>	<b>325</b>	<b>0</b>	<b>0</b>	<b>0</b>
Hourly Services							
Assessment	331	0	0	186	0	0	0
Case Management	264	0	0	473	0	0	2
Counseling	185	0	0	917	0	0	0
Crisis Intervention	167	0	0	229	0	0	0
Rehabilitation	203	0	0	573	0	0	0
<b>Total</b>	<b>398</b>	<b>0</b>	<b>0</b>	<b>2,378</b>	<b>0</b>	<b>0</b>	<b>2</b>
<b>Contacts</b>							
Hourly Services							
Assessment	12	0	0	9	0	0	0
Case Management	9	0	0	9	0	0	0
Counseling	4	0	0	3	0	0	0
Crisis Intervention	38	0	0	147	0	0	0
Early Intervention, Outreach	2	0	0	4	0	0	0
Other Outpatient	21	0	0	250	0	0	0
Rehabilitation	11	0	0	6	0	0	0
<b>Total</b>	<b>68</b>	<b>0</b>	<b>0</b>	<b>426</b>	<b>0</b>	<b>0</b>	<b>0</b>

## Oklahoma Department of Mental Health and Substance Abuse Services

**Counts of Day and Hourly Services Provided by Funding Source for Each Agency During FY 2000**  
**STILLWATER DOMESTIC VIOLENCE SERVICE INC.**

**Units of Service by Funding Source**

	Number of Clients/Contacts	Units of Service by Funding Source					
		Mental Health	Substance Abuse	Domestic Violence	Residential Care	Medicaid	Other
<b>Admitted Clients</b>							
Day Services							
Housing	121	0	0	1,800	0	0	0
Total	121	0	0	1,800	0	0	0
Hourly Services							
Assessment	185	0	0	228	0	0	80
Case Management	225	0	0	1,705	0	0	84
Counseling	300	0	0	2,319	0	0	1,133
Crisis Intervention	199	0	0	427	0	0	45
Rehabilitation	118	0	0	1,590	0	0	122
Total	391	0	0	6,269	0	0	1,463
<b>Contacts</b>							
Hourly Services							
Assessment	1	0	0	1	0	0	0
Case Management	3	0	0	2	0	0	1
Counseling	11	0	0	22	0	0	0
Crisis Intervention	462	0	0	1,370	0	0	134
Other Outpatient	56	0	0	621	0	0	0
Rehabilitation	1	0	0	0	0	0	1
Total	525	0	0	2,015	0	0	136

## Oklahoma Department of Mental Health and Substance Abuse Services

## Counts of Day and Hourly Services Provided by Funding Source for Each Agency During FY 2000

## STREET SCHOOL, INC.

## Units of Service by Funding Source

	Number of Clients/Contacts	Units of Service by Funding Source					
		Mental Health	Substance Abuse	Domestic Violence	Residential Care	Medicaid	Other
<b>Admitted Clients</b>							
Hourly Services							
Other Day Services	38	0	16,733	0	0	0	0
Total	38	0	16,733	0	0	0	0

## Oklahoma Department of Mental Health and Substance Abuse Services

## Counts of Day and Hourly Services Provided by Funding Source for Each Agency During FY 2000

## SUGAR MOUNTAIN RETREAT

## Units of Service by Funding Source

	Number of Clients/Contacts	Units of Service by Funding Source					
		Mental Health	Substance Abuse	Domestic Violence	Residential Care	Medicaid	Other
<b>Admitted Clients</b>							
Day Services							
Housing	87	0	0	0	12,378	0	0
Total	87	0	0	0	12,378	0	0

## Oklahoma Department of Mental Health and Substance Abuse Services

## Counts of Day and Hourly Services Provided by Funding Source for Each Agency During FY 2000

## SUNNY ACRES BOARDING MANOR, INC.

## Units of Service by Funding Source

	Number of Clients/Contacts	Units of Service by Funding Source					
		Mental Health	Substance Abuse	Domestic Violence	Residential Care	Medicaid	Other
<b>Admitted Clients</b>							
Day Services							
Housing	36	0	0	0	11,695	0	0
Total	36	0	0	0	11,695	0	0

## Oklahoma Department of Mental Health and Substance Abuse Services

## Counts of Day and Hourly Services Provided by Funding Source for Each Agency During FY 2000

## SUNNY ACRES RESIDENTIAL CARE

## Units of Service by Funding Source

	Number of Clients/Contacts	Units of Service by Funding Source					
		Mental Health	Substance Abuse	Domestic Violence	Residential Care	Medicaid	Other
<b>Admitted Clients</b>							
Day Services							
Housing	36	0	0	0	9,273	0	0
Total	36	0	0	0	9,273	0	0

## Oklahoma Department of Mental Health and Substance Abuse Services

Counts of Day and Hourly Services Provided by Funding Source for Each Agency During FY 2000  
**THE NEXT STEP NETWORK, INC.**

## Units of Service by Funding Source

	Number of Clients/Contacts	Units of Service by Funding Source					
		Mental Health	Substance Abuse	Domestic Violence	Residential Care	Medicaid	Other
<b>Admitted Clients</b>							
Day Services							
Housing	1	0	9	0	0	0	0
Residential Treatment	39	0	834	0	0	0	0
<b>Total</b>	<b>39</b>	<b>0</b>	<b>843</b>	<b>0</b>	<b>0</b>	<b>0</b>	<b>0</b>
Hourly Services							
Assessment	8	0	222	0	0	0	0
Counseling	64	0	4,312	0	0	0	0
<b>Total</b>	<b>66</b>	<b>0</b>	<b>4,534</b>	<b>0</b>	<b>0</b>	<b>0</b>	<b>0</b>
<b>Contacts</b>							
Hourly Services							
Assessment	40	0	1,194	0	0	0	0
Counseling	1	0	4	0	0	0	0
Early Intervention, Outreach	7	0	90	0	0	0	0
<b>Total</b>	<b>48</b>	<b>0</b>	<b>1,288</b>	<b>0</b>	<b>0</b>	<b>0</b>	<b>0</b>



## Oklahoma Department of Mental Health and Substance Abuse Services

## Counts of Day and Hourly Services Provided by Funding Source for Each Agency During FY 2000

## THE OAKS BEHAVIORAL HEALTH CENTER

## Units of Service by Funding Source

	Number of Clients/Contacts	Units of Service by Funding Source					
		Mental Health	Substance Abuse	Domestic Violence	Residential Care	Medicaid	Other
<b>Admitted Clients</b>							
Day Services							
Detox	42	0	117	0	0	0	0
Housing	271	0	8,734	2,277	0	0	0
Residential Treatment	164	0	3,521	0	0	0	0
<b>Total</b>	<b>409</b>	<b>0</b>	<b>12,372</b>	<b>2,277</b>	<b>0</b>	<b>0</b>	<b>0</b>
Hourly Services							
Assessment	1,024	0	1,423	379	0	370	0
Case Management	50	0	8	65	0	2	0
Counseling	1,470	0	52,524	1,862	0	4,540	0
Crisis Intervention	104	0	89	54	0	13	0
Rehabilitation	620	0	28,261	564	0	565	0
<b>Total</b>	<b>1,531</b>	<b>0</b>	<b>82,305</b>	<b>2,924</b>	<b>0</b>	<b>5,489</b>	<b>0</b>
<b>Contacts</b>							
Hourly Services							
Assessment	1,743	0	1,310	2	0	11	0
Case Management	46	0	25	0	0	0	0
Counseling	244	0	286	0	0	23	0
Crisis Intervention	45	0	60	43	0	5	0
Early Intervention, Outreach	11	0	308	4	0	0	0
Other Outpatient	68	0	6,851	393	0	0	0
Rehabilitation	10	0	7	0	0	8	0
<b>Total</b>	<b>2,015</b>	<b>0</b>	<b>8,847</b>	<b>441</b>	<b>0</b>	<b>46</b>	<b>0</b>

## Oklahoma Department of Mental Health and Substance Abuse Services

## Counts of Day and Hourly Services Provided by Funding Source for Each Agency During FY 2000

## THE REFERRAL CENTER

	Number of Clients/Contacts	Units of Service by Funding Source					
		Mental Health	Substance Abuse	Domestic Violence	Residential Care	Medicaid	Other
<b>Admitted Clients</b>							
Day Services							
Detox	847	0	4,744	0	0	0	0
Total	847	0	4,744	0	0	0	0
Hourly Services							
Assessment	21	0	39	0	0	0	0
Counseling	55	0	396	0	0	0	0
Crisis Intervention	45	0	54	0	0	0	0
Total	105	0	488	0	0	0	0
<b>Contacts</b>							
Hourly Services							
Assessment	18	0	106	0	0	0	0
Crisis Intervention	27	0	1,929	0	0	0	0
Total	43	0	2,035	0	0	0	0

## Oklahoma Department of Mental Health and Substance Abuse Services

## Counts of Day and Hourly Services Provided by Funding Source for Each Agency During FY 2000

**TOTAL LIFE COUNSELING**

	Number of Clients/Contacts	Units of Service by Funding Source					
		Mental Health	Substance Abuse	Domestic Violence	Residential Care	Medicaid	Other
<b>Admitted Clients</b>							
Hourly Services							
Counseling	49	0	452	0	0	0	0
Total	49	0	452	0	0	0	0

## Oklahoma Department of Mental Health and Substance Abuse Services

## Counts of Day and Hourly Services Provided by Funding Source for Each Agency During FY 2000

## TRANSITION HOUSE INC.

## Units of Service by Funding Source

	Number of Clients/Contacts	Units of Service by Funding Source					
		Mental Health	Substance Abuse	Domestic Violence	Residential Care	Medicaid	Other
<b>Admitted Clients</b>							
Day Services							
Housing	28	2,934	0	0	0	0	0
Total	28	2,934	0	0	0	0	0

## Oklahoma Department of Mental Health and Substance Abuse Services

## Counts of Day and Hourly Services Provided by Funding Source for Each Agency During FY 2000

## TRI-CITY SUBSTANCE ABUSE CTR

## Units of Service by Funding Source

	Number of Clients/Contacts	Units of Service by Funding Source					
		Mental Health	Substance Abuse	Domestic Violence	Residential Care	Medicaid	Other
<b>Admitted Clients</b>							
Hourly Services							
Assessment	31	0	43	0	0	0	0
Counseling	88	0	5,718	0	0	0	0
Total	88	0	5,760	0	0	0	0
<b>Contacts</b>							
Hourly Services							
Assessment	104	0	177	0	0	0	0
Counseling	16	0	20	0	0	0	0
Total	110	0	197	0	0	0	0

## Oklahoma Department of Mental Health and Substance Abuse Services

## Counts of Day and Hourly Services Provided by Funding Source for Each Agency During FY 2000

## TRI-CITY YOUTH &amp; FAMILY CENTER

## Units of Service by Funding Source

	Number of Clients/Contacts	Units of Service by Funding Source					
		Mental Health	Substance Abuse	Domestic Violence	Residential Care	Medicaid	Other
<b>Admitted Clients</b>							
Hourly Services							
Assessment	42	0	35	0	0	0	0
Counseling	58	0	687	0	0	0	0
Crisis Intervention	3	0	2	0	0	0	0
Total	60	0	724	0	0	0	0
<b>Contacts</b>							
Hourly Services							
Crisis Intervention	2	0	2	0	0	0	0
Total	2	0	2	0	0	0	0

## Oklahoma Department of Mental Health and Substance Abuse Services

## Counts of Day and Hourly Services Provided by Funding Source for Each Agency During FY 2000

## TULSA METROPOLITAN MINISTRY

## Units of Service by Funding Source

	Number of Clients/Contacts	Units of Service by Funding Source					
		Mental Health	Substance Abuse	Domestic Violence	Residential Care	Medicaid	Other
<b>Admitted Clients</b>							
Hourly Services							
Case Management	34	364	0	0	0	0	0
Rehabilitation	4	3	0	0	0	0	0
<b>Total</b>	<b>34</b>	<b>367</b>	<b>0</b>	<b>0</b>	<b>0</b>	<b>0</b>	<b>0</b>
<b>Contacts</b>							
Hourly Services							
Early Intervention, Outreach	12	913	0	0	0	0	0
<b>Total</b>	<b>12</b>	<b>913</b>	<b>0</b>	<b>0</b>	<b>0</b>	<b>0</b>	<b>0</b>

## Oklahoma Department of Mental Health and Substance Abuse Services

Counts of Day and Hourly Services Provided by Funding Source for Each Agency During FY 2000  
**TULSA SEXUAL ASSAULT NURSE EXAMINERS PROGRAM**

## Units of Service by Funding Source

	Number of Clients/Contacts	Units of Service by Funding Source					
		Mental Health	Substance Abuse	Domestic Violence	Residential Care	Medicaid	Other
<b>Contacts</b>							
Hourly Services							
Other Outpatient	26	0	0	511	0	0	0
Total	26	0	0	511	0	0	0



## Oklahoma Department of Mental Health and Substance Abuse Services

## Counts of Day and Hourly Services Provided by Funding Source for Each Agency During FY 2000

### TURNING POINT

#### Units of Service by Funding Source

	Number of Clients/Contacts	Units of Service by Funding Source					Medicaid	Other
		Mental Health	Substance Abuse	Domestic Violence	Residential Care			
<b>Admitted Clients</b>								
Hourly Services								
Assessment	3	0	5	0	0	0	0	
Counseling	191	0	2,981	0	0	0	0	
Crisis Intervention	10	0	17	0	0	0	0	
Rehabilitation	31	0	89	0	0	0	0	
<b>Total</b>	<b>195</b>	<b>0</b>	<b>3,091</b>	<b>0</b>	<b>0</b>	<b>0</b>	<b>0</b>	
<b>Contacts</b>								
Hourly Services								
Assessment	6	0	7	0	0	0	0	
Counseling	25	0	42	0	0	0	0	
Crisis Intervention	19	0	25	0	0	0	0	
Early Intervention, Outreach	6	0	31	0	0	0	0	
Rehabilitation	1	0	1	0	0	0	0	
<b>Total</b>	<b>53</b>	<b>0</b>	<b>105</b>	<b>0</b>	<b>0</b>	<b>0</b>	<b>0</b>	

**Oklahoma Department of Mental Health and Substance Abuse Services**  
**Counts of Day and Hourly Services Provided by Funding Source for Each Agency During FY 2000**  
**TWELVE & TWELVE, INC.**

**Units of Service by Funding Source**

	Number of Clients/Contacts	Units of Service by Funding Source					
		Mental Health	Substance Abuse	Domestic Violence	Residential Care	Medicaid	Other
<b>Admitted Clients</b>							
Day Services							
Detox	498	0	2,232	0	0	0	0
Housing	214	0	14,425	0	0	0	0
Residential Treatment	388	0	9,234	0	0	0	0
<b>Total</b>	<b>849</b>	<b>0</b>	<b>25,891</b>	<b>0</b>	<b>0</b>	<b>0</b>	<b>0</b>
Hourly Services							
Assessment	208	0	380	0	0	0	0
Counseling	261	0	7,411	0	0	0	0
Crisis Intervention	11	0	16	0	0	0	0
Rehabilitation	4	0	18	0	0	0	0
<b>Total</b>	<b>314</b>	<b>0</b>	<b>7,823</b>	<b>0</b>	<b>0</b>	<b>0</b>	<b>0</b>
<b>Contacts</b>							
Hourly Services							
Assessment	192	0	200	0	0	0	0
Counseling	9	0	17	0	0	0	0
Crisis Intervention	1	0	1	0	0	0	0
<b>Total</b>	<b>198</b>	<b>0</b>	<b>217</b>	<b>0</b>	<b>0</b>	<b>0</b>	<b>0</b>

## Oklahoma Department of Mental Health and Substance Abuse Services

## Counts of Day and Hourly Services Provided by Funding Source for Each Agency During FY 2000

## VINITA ALCOHOL AND DRUG TREATMENT CENTER

	Number of Clients/Contacts	Units of Service by Funding Source					
		Mental Health	Substance Abuse	Domestic Violence	Residential Care	Medicaid	Other
<b>Admitted Clients</b>							
Day Services							
Residential Treatment	220	0	5,480	0	0	0	0
Total	220	0	5,480	0	0	0	0
Hourly Services							
Assessment	171	0	178	0	0	0	0
Other Day Services	2	0	150	0	0	0	0
Total	171	0	328	0	0	0	0
<b>Contacts</b>							
Hourly Services							
Assessment	167	0	164	0	0	0	0
Total	167	0	164	0	0	0	0

## Oklahoma Department of Mental Health and Substance Abuse Services

## Counts of Day and Hourly Services Provided by Funding Source for Each Agency During FY 2000

## WESTERN STATE PSYCHIATRIC CENTER

## Units of Service by Funding Source

	Number of Clients/Contacts	Units of Service by Funding Source					Medicaid	Other
		Mental Health	Substance Abuse	Domestic Violence	Residential Care			
<b>Admitted Clients</b>								
Day Services								
Detox	223	0	485	0	0	0	77	
Inpatient Hospitalization	484	4,430	0	0	0	499	2,637	
Residential Treatment	376	3,774	4,951	0	0	2	9,989	
<b>Total</b>	<b>772</b>	<b>8,204</b>	<b>5,436</b>	<b>0</b>	<b>0</b>	<b>501</b>	<b>12,703</b>	
Hourly Services								
Assessment	1,270	578	0	0	0	217	1,073	
Case Management	278	28	0	0	0	133	380	
Counseling	1,408	1,719	0	0	0	1,040	3,538	
Crisis Intervention	366	47	0	0	0	56	343	
Physician, Lab and Related Services	766	129	0	0	0	135	680	
Rehabilitation	151	3,257	0	0	0	14,634	16,274	
<b>Total</b>	<b>1,842</b>	<b>5,757</b>	<b>0</b>	<b>0</b>	<b>0</b>	<b>16,215</b>	<b>22,287</b>	

## Oklahoma Department of Mental Health and Substance Abuse Services

## Counts of Day and Hourly Services Provided by Funding Source for Each Agency During FY 2000

## WHEATLAND MH CTR, INC.

	Number of Clients/Contacts	Units of Service by Funding Source					
		Mental Health	Substance Abuse	Domestic Violence	Residential Care	Medicaid	Other
<b>Admitted Clients</b>							
Day Services							
Inpatient Hospitalization	37	185	0	0	0	0	0
Total	37	185	0	0	0	0	0
Hourly Services							
Assessment	681	860	18	0	0	46	1
Case Management	65	200	1	0	0	121	1
Counseling	573	3,687	138	0	0	469	8
Crisis Intervention	93	87	1	0	0	8	0
Physicain, Lab and Related Services	413	338	0	0	0	35	10
Rehabilitation	149	4,604	0	0	0	5,592	9
Total	786	9,775	157	0	0	6,271	28
<b>Contacts</b>							
Hourly Services							
Assessment	181	180	1	0	0	29	2
Counseling	17	10	3	0	0	7	0
Crisis Intervention	56	55	0	0	0	2	1
Early Intervention, Outreach	1	151	0	0	0	0	0
Physicain, Lab and Related Services	1	0	0	0	0	0	0
Total	247	396	4	0	0	38	2

## Oklahoma Department of Mental Health and Substance Abuse Services

**Counts of Day and Hourly Services Provided by Funding Source for Each Agency During FY 2000**  
**WOMEN IN SAFE HOMES, INC.**

**Units of Service by Funding Source**

	Number of Clients/Contacts	Units of Service by Funding Source					
		Mental Health	Substance Abuse	Domestic Violence	Residential Care	Medicaid	Other
<b>Admitted Clients</b>							
Day Services							
Housing	228	0	0	7,439	0	0	0
<b>Total</b>	<b>228</b>	<b>0</b>	<b>0</b>	<b>7,439</b>	<b>0</b>	<b>0</b>	<b>0</b>
Hourly Services							
Assessment	165	0	0	204	0	0	0
Case Management	63	0	0	254	0	0	0
Counseling	177	0	0	2,294	0	0	0
Crisis Intervention	78	0	0	16	0	0	0
Rehabilitation	172	0	0	6,640	0	0	0
<b>Total</b>	<b>231</b>	<b>0</b>	<b>0</b>	<b>9,407</b>	<b>0</b>	<b>0</b>	<b>0</b>
<b>Contacts</b>							
Hourly Services							
Assessment	1	0	0	1	0	0	0
Crisis Intervention	2	0	0	111	0	0	0
Early Intervention, Outreach	29	0	0	159	0	0	0
Other Outpatient	44	0	0	473	0	0	0
<b>Total</b>	<b>75</b>	<b>0</b>	<b>0</b>	<b>745</b>	<b>0</b>	<b>0</b>	<b>0</b>

## Oklahoma Department of Mental Health and Substance Abuse Services

## Counts of Day and Hourly Services Provided by Funding Source for Each Agency During FY 2000

### WOMEN'S CRISIS SERVICES

	Number of Clients/Contacts	Units of Service by Funding Source					
		Mental Health	Substance Abuse	Domestic Violence	Residential Care	Medicaid	Other
<b>Admitted Clients</b>							
Day Services							
Housing	129	0	0	2,823	0	0	0
<b>Total</b>	<b>129</b>	<b>0</b>	<b>0</b>	<b>2,823</b>	<b>0</b>	<b>0</b>	<b>0</b>
Hourly Services							
Assessment	6	0	0	9	0	0	0
Case Management	86	0	0	266	0	0	0
Counseling	71	0	0	420	0	0	0
Crisis Intervention	77	0	0	82	0	0	0
Rehabilitation	127	0	0	1,165	0	0	0
<b>Total</b>	<b>172</b>	<b>0</b>	<b>0</b>	<b>1,942</b>	<b>0</b>	<b>0</b>	<b>0</b>
<b>Contacts</b>							
Hourly Services							
Crisis Intervention	6	0	0	94	0	0	0
Early Intervention, Outreach	2	0	0	6	0	0	0
Other Outpatient	7	0	0	178	0	0	0
<b>Total</b>	<b>15</b>	<b>0</b>	<b>0</b>	<b>278</b>	<b>0</b>	<b>0</b>	<b>0</b>

## Oklahoma Department of Mental Health and Substance Abuse Services

**Counts of Day and Hourly Services Provided by Funding Source for Each Agency During FY 2000**  
**WOMENS RESOURCE CENTER**

**Units of Service by Funding Source**

	Number of Clients/Contacts	Units of Service by Funding Source					
		Mental Health	Substance Abuse	Domestic Violence	Residential Care	Medicaid	Other
<b>Admitted Clients</b>							
Day Services							
Housing	223	0	0	3,055	0	0	0
Total	223	0	0	3,055	0	0	0
Hourly Services							
Assessment	73	0	0	225	0	0	0
Case Management	27	0	0	21	0	0	0
Counseling	307	0	0	2,600	0	0	876
Crisis Intervention	2	0	0	2	0	0	0
Rehabilitation	1	0	0	1	0	0	0
Total	310	0	0	2,847	0	0	876
<b>Contacts</b>							
Hourly Services							
Assessment	2	0	0	2	0	0	0
Counseling	27	0	0	24	0	0	0
Crisis Intervention	4	0	0	180	0	0	0
Other Outpatient	23	0	0	2,295	0	0	0
Total	56	0	0	2,501	0	0	0



## Oklahoma Department of Mental Health and Substance Abuse Services

**Counts of Day and Hourly Services Provided by Funding Source for Each Agency During FY 2000**  
**WOMEN'S SERVICE & FAMILY RESOURCE CENTER**

## Units of Service by Funding Source

	Number of Clients/Contacts	Units of Service by Funding Source					
		Mental Health	Substance Abuse	Domestic Violence	Residential Care	Medicaid	Other
<b>Admitted Clients</b>							
Day Services							
Housing	76	0	0	133	0	0	0
<b>Total</b>	<b>76</b>	<b>0</b>	<b>0</b>	<b>133</b>	<b>0</b>	<b>0</b>	<b>0</b>
Hourly Services							
Assessment	47	0	0	35	0	0	0
Case Management	102	0	0	238	0	0	0
Counseling	236	0	0	1,870	0	0	0
Crisis Intervention	75	0	0	159	0	0	0
<b>Total</b>	<b>302</b>	<b>0</b>	<b>0</b>	<b>2,302</b>	<b>0</b>	<b>0</b>	<b>0</b>
<b>Contacts</b>							
Hourly Services							
Assessment	161	0	0	72	0	0	0
Case Management	80	0	0	113	0	0	0
Counseling	9	0	0	6	0	0	0
Crisis Intervention	218	0	0	976	0	0	1
Other Outpatient	41	0	0	963	0	0	0
<b>Total</b>	<b>291</b>	<b>0</b>	<b>0</b>	<b>2,131</b>	<b>0</b>	<b>0</b>	<b>1</b>

## Oklahoma Department of Mental Health and Substance Abuse Services

## Counts of Day and Hourly Services Provided by Funding Source for Each Agency During FY 2000

### YWCA CRISIS CENTER

#### Units of Service by Funding Source

	Number of Clients/Contacts	Units of Service by Funding Source					
		Mental Health	Substance Abuse	Domestic Violence	Residential Care	Medicaid	Other
<b>Admitted Clients</b>							
Day Services							
Housing	190	0	287	4,377	0	0	0
Total	190	0	287	4,377	0	0	0
Hourly Services							
Assessment	1	0	0	2	0	0	0
Case Management	76	0	0	455	0	0	0
Counseling	206	0	0	3,035	0	0	0
Crisis Intervention	67	0	0	100	0	0	0
Other Outpatient	9	0	0	24	0	0	0
Rehabilitation	62	0	0	355	0	0	0
Total	287	0	0	3,970	0	0	0
<b>Contacts</b>							
Hourly Services							
Assessment	4	0	0	49	0	0	0
Case Management	83	0	0	166	0	0	0
Counseling	1	0	0	2	0	0	0
Crisis Intervention	49	0	0	549	0	0	0
Other Outpatient	40	0	0	3,843	0	0	0
Total	171	0	0	4,609	0	0	0

## Oklahoma Department of Mental Health and Substance Abuse Services

**Counts of Day and Hourly Services Provided by Funding Source for Each Agency During FY 2000**  
**YWCA OF OKC CRISIS SERVICES**

**Units of Service by Funding Source**

	Number of Clients/Contacts	Units of Service by Funding Source					
		Mental Health	Substance Abuse	Domestic Violence	Residential Care	Medicaid	Other
<b>Admitted Clients</b>							
Day Services							
Housing	359	0	0	9,047	0	0	0
<b>Total</b>	<b>359</b>	<b>0</b>	<b>0</b>	<b>9,047</b>	<b>0</b>	<b>0</b>	<b>0</b>
Hourly Services							
Assessment	451	0	0	526	0	0	0
Case Management	396	0	0	1,037	0	0	0
Counseling	638	0	0	6,228	0	0	0
Crisis Intervention	242	0	0	321	0	0	0
Rehabilitation	304	0	0	1,460	0	0	0
<b>Total</b>	<b>898</b>	<b>0</b>	<b>0</b>	<b>9,572</b>	<b>0</b>	<b>0</b>	<b>0</b>
<b>Contacts</b>							
Hourly Services							
Assessment	4	0	0	6	0	0	0
Counseling	1	0	0	1	0	0	0
Crisis Intervention	413	0	0	1,558	0	0	0
Other Outpatient	55	0	0	826	0	0	0
<b>Total</b>	<b>473</b>	<b>0</b>	<b>0</b>	<b>2,390</b>	<b>0</b>	<b>0</b>	<b>0</b>

## **Definitions of Terms and Categorization Variables**

---

The following are definitions of terms and categorization variables used in this Data Book report.

### **Admitted Clients Served**

Admitted Clients Served had an admission transaction in the ICIS before or during the report year and had received a service during the year. For this section, they are counted only once in the total for each level of aggregation. This is called an unduplicated count.

### **Age**

Client age is computed using the client's age at the middle of the fiscal year.

### **Contacts**

Individuals are counted as contacts when they call or visit an agency, but are not admitted.

### **Funding Source**

Funding Source helps identify the payment source of services. Frequently, clients receive services under multiple funding sources. The funding source categories for this report were Mental Health, Substance Abuse, Domestic Violence, Residential Care, Medicaid, and Other.

### **ICIS**

The Oklahoma Department of Mental Health and Substance Abuse Services maintains an agency-wide database, the Integrated Client Information System (ICIS), to which all Department-funded services and transactions are reported. The ICIS contains demographic and service information about clients and agencies.

### **List of Agencies by Type**

The following is a list of agencies by type that provided data during the Fiscal Year 2000:

**AGENCY TYPE****AGENCY NAME**

---

**Community Mental Health**

ASSOCIATED CENTERS FOR THERAPY, INC.  
BILL WILLIS MENTAL HEALTH  
CARL ALBERT CMHC  
CENTRAL OKLAHOMA CMHC  
CHISHOLM TRAIL COUNSELING SERVICES  
COMMUNITY COUNSELING CENTER  
CREEKS MENTAL HEALTH SERVICES  
EDWIN FAIR CMHC  
GRAND LAKE M.H.C.  
GREEN COUNTRY BEHAVIORAL HEALTH SERVICES  
HOPE COMMUNITY SERVICES, INC.  
JIM TALIAFERRO CMHC  
MENTAL HEALTH SERVICES OF SOUTHERN OKLAHOMA  
NORTH CARE CENTER  
OK COUNTY CRISIS INTERVENTION CENTER  
PARKSIDE, INC.  
RED ROCK BEHAVIORAL HEALTH SERVICES  
RED ROCK WEST  
WESTERN STATE PSYCHIATRIC CENTER  
WHEATLAND MENTAL HEALTH CENTER, INC.

**Domestic Violence and Sexual Assault**

ACMI HOUSE INC  
ACTION ASSOCIATES, INC.  
CALL RAPE INC.  
COMMUNITY CRISIS CENTER, INC.  
CRISIS CONTROL CENTER  
D.V. PROG. OF N. CENTRAL OK.  
DOMESTIC VIOLENCE INTERVENTION SERVICES  
FAMILY CRISIS & COUNSELING CENTER  
FAMILY CRISIS CENTER, INC.  
FAMILY RESOURCE CENTER  
FAMILY SHELTER  
HELP-IN-CRISIS, INC.  
N.W. DOMESTIC CRISIS SERVICES  
NEW DIRECTIONS, INC.  
OKLMULGEE COUNTY FAMILY RESOURCE CENTER INC.  
PROJECT SAFE, INC.  
ROGERS CO COMMUNITY SERVICES  
S.O.S. FOR FAMILIES  
STEPHENS COUNTY VOLUNTEERS FOR CRISIS INTERVENTION  
STILLWATER DOMESTIC VIOLENCE SERVICE INC.  
TULSA SEXUAL ASSAULT NURSE EXAMINERS PROGRAM  
WOMEN IN SAFE HOMES, INC.  
WOMEN'S CRISIS SERVICES

**AGENCY TYPE****AGENCY NAME**

---

WOMEN'S SERVICE & FAMILY RESOURCE CENTER  
WOMENS RESOURCE CENTER  
YWCA CRISIS CENTER  
YWCA OF OKC CRISIS SERVICES

**Hospitals**

EASTERN STATE HOSPITAL  
GRIFFIN MEMORIAL HOSPITAL  
OKLAHOMA YOUTH CENTER

**Other Agencies**

CENTER FOR CHILDREN & FAMILIES  
CHRYSALIS CLUB  
CROSSROADS INCORPORATED  
DIVORCE VISITATION ARBITRATION  
GREAT PLAINS IMPROVEMENT FND.  
PROJECT HEARTLAND  
SAFE HAVEN  
TRANSITION HOUSE INC.  
TULSA METROPOLITAN MINISTRY

**Residential Care**

ADA RESIDENTIAL CARE  
BOLEY RESIDENTIAL CARE HOME  
BOLEY RESIDENTIAL CARE HOME II  
CLETA'S COTTAGE  
COPP'S RESIDENTIAL CARE, INC.  
COUNTRY LANE RESID. CARE HOME  
DON MENTZER FACILITY  
DOW RESIDENTIAL CARE HOME  
DUNCAN COMMUNITY RESIDENCE INC  
DYCO PROPERTIES, INC.  
EDNA LEE'S RESIDENTIAL CARE  
EL RENO RESIDENTIAL CARE  
ELM TREE HOUSE  
FAIR OAKS  
GREEN ACRES  
HAV-TAPINC DBA, THE HARBOR  
HIGH CEDAR RESIDENTIAL CARE  
LAKE FRANCIS RETIREMENT CENTER  
LARI'S RES CARE  
MILLER COZY HOME, INC.  
NORTH FORK RESIDENTIAL CARE  
ORCHARD GROVE  
PADEN RESIDENTIAL CARE  
PRAGUE ASSISTED LIVING CENTER  
RAMBLING ROSE RESIDENTIAL CARE  
SANTE FE RESIDENTIAL CARE

**AGENCY TYPE****AGENCY NAME**

---

**Substance Abuse**

SHERRYS OLD FASHIONED R & B  
SOUTHWEST RETIREMENT HOME, INC  
SUGAR MOUNTAIN RETREAT  
SUNNY ACRES BOARDING MANOR, INC.  
SUNNY ACRES RESIDENTIAL CARE

A BETTER CHANCE  
ADA AREA CHEMICAL DEPENDENCY CENTER, INC.  
ALPHA II, INC.  
BILL JOHNSON C.C.  
BRIDGEWAY  
CAA TURNING POINT  
CARE FOR CHANGE, INC.  
CBTI-CREEK COUNTY  
CITIZEN POTOWATIOMI NATION  
COMMUNITY ALCOHOLISM SERVICES  
DRUG RECOVERY, INC.  
EAGLE RIDGE INSTITUTE  
EDMOND FAMILY SERVICES, INC.  
GATEWAY TO PREVENTION/RECOVERY  
HOMINY HEALTH SRVCS CENTER INC.  
HOUSE OF HOPE, INC.  
INDIAN HEALTH CARE RESOURCE CENTER  
KIAMICHI COUNCIL ON ALCOHOLISM  
LASTSTOP  
LEFLORE COUNTY YOUTH & FAMILY SERVICES, INC.  
LIFE IMPROVEMENT CENTER  
LOGAN COUNTY YOUTH AND FAMILY SERVICES INC.  
METRO TULSA SUBSTANCE ABUSE SERVICES  
MONARCH, INC.  
MOORE ALCOHOL AND DRUG CENTER  
MUSKOGEE CO COUNCIL YTH SV  
MUSKOGEE INTERVENTION PROGRAM  
N.E. OK COUNCIL ON ALCOHOLISM  
NAIC CENTER OF OKLAHOMA ALCOHOL & DRUG SERVICES, INC.  
NATIVE AMERICAN CENTER OF RECOVERY  
NEW HOPE OF MANGUM  
NORMAN ALCOHOL AND DRUG TREATMENT CENTER  
NW SUBSTANCE TREATMENT CENTER  
OKLA NATIVE AMERICAN BEHAVIORAL HEALTH CIRCLE  
OPPORTUNITIES, INC.  
PAYNE CO COUNSELING SERVICES, INC.  
ROADBACK, INC.  
ROGERS COUNTY DRUG ABUSE PROGRAM, INC.  
S.W. YOUTH & FAMILY SERVICES  
SECOND CHANCE CDU  
SOAARR, INC.

## AGENCY TYPE

## AGENCY NAME

---

STARTING POINT II, INC.  
STREET SCHOOL, INC.  
THE NEXT STEP NETWORK, INC.  
THE OAKS BEHAVIORAL HEALTH CENTER  
THE REFERRAL CENTER  
TOTAL LIFE COUNSELING  
TRI-CITY SUBSTANCE ABUSE CENTER  
TRI-CITY YOUTH & FAMILY CENTER  
TURNING POINT  
TWELVE & TWELVE, INC.  
VINITA ALCOHOL AND DRUG TREATMENT CENTER

## ODMHSAS

Refers to the Oklahoma Department of Mental Health and Substance Abuse Services.

## Other Indicators

There are several groups of clients that are of special interest because they have special treatment needs, state or federal requirements regarding their placement or the services they receive, or because they are part of a priority population. The definitions of these groups and criteria for their selection are provided below:

- **Custody of DHS**

The client, 18 years of age or younger, is in the custody of the Department of Human Services.

- **Custody of DOC**

The client is in the custody of the Department of Corrections. Clients under house arrest, electronic monitoring, or in prison are all considered to be in the custody of DOC. Clients on probation or parole are not.

- **Custody of OJA**

The client, 18 years of age or younger, is in the custody of the Office of Juvenile Affairs.

- **Deaf and Hearing Impaired**

Clients who are deaf, hard of hearing, or indicated the need for an interpreter for the deaf were grouped to form the Deaf and Hearing Impaired category.



- **Homeless**

A homeless person under ICIS criteria is a person who: (a) lacks a fixed, regular and adequate night time residence AND (b) has a primary night time residence that is a supervised publicly or privately operated shelter designed to provide temporary living accommodations including welfare hotels, congregate shelters, halfway houses, and transitional housing for the mentally ill; or an institution that provides a temporary residence for individuals intended to be institutionalized; or a public or private place not designed for, or ordinarily used as, a regular sleeping accommodation for human beings, not limited to people living on the streets. Individuals are considered homeless if they have lost their permanent residence, and are temporarily living in a shelter to avoid being on the street. Prisoners being released or in the custody of a correctional facility are not considered homeless at the time of admission for treatment. The definition also excludes persons in a hospital, residential care facility, commercial hotel/motel, supervised apartment, or living with parent/other relative (even if only temporarily). The definition does include domestic violence and sexual assault shelters, as the persons have fled a residence that is not adequate (i.e., not safe).

- **Legal Status**

Legal Status has three categories; Voluntary, Civil Involuntary, and Criminal Involuntary. The categories of legal status (with ICIS codes) are as follows:

**Voluntary.** These clients enter treatment voluntarily and are coded Voluntary Admission (01), Court Voluntary (02), Informal Admission (16), or Other (18).

**Civil Involuntary.** These clients are required by the court system to receive services, even though they may be reluctant. They are coded Court Commitment (03), Order of Detention (06), Juvenile Court Order (07), Transfer – Other Legal Entity (08), Court Ordered Juveniles in Need of Treatment, DHS given custody (10), Court Ordered Juveniles in Need of Treatment Parental Custody Retained (11), Emergency Detention (12), Continued Court Detention (13), 28-Day Court Commitment (14), or Protective Custody (17).

**Criminal Involuntary.** These clients are required to receive services because they have been accused of or have committed a crime. Codes include the following; Incompetent to Stand Trial (04), Not Guilty by Reason of Insanity (05), Court Order for Observation and Evaluation (09), Court Referred DUI Clients (15), Criminal Hold (20), or Court Commit with Hold (21).

- **Adults with Serious Mental Illness (SMI)**

SMI denotes clients who have been identified **at any time** as having a serious mental illness using the formal ODMHSAS definition. According to this definition, an Adult with a Serious Mental Illness must be an individual 18 years of age or older.

- **Children with a Serious Emotional Disturbance (SED)**

SED refers to children who meet departmental criteria for having a Serious Emotional Disturbance.

- **Any Alcohol/Drug Problem**

A substance abuse client is one who has one or more DSM-IV Axis I primary, secondary or tertiary diagnoses from categories 1.a. or 1.b. (in the Dual Diagnosis definition below) or one or more ICIS Substance Abuse Related Problems (710-731, 741-743). Clients identified only as co-dependents are not identified as substance abusers.

- **Dual Diagnosis Client**

A dual diagnosis client is one who meets the criteria for having a substance abuse diagnosis from categories 1.a. or 1.b. below and meets the criteria for a mental illness based on one or more DSM-IV Axis II primary, secondary, or tertiary diagnoses from categories 2.a. through 2.e. below.

- 1.a. Psychoactive Substance Induced Organic Disorders: 291.0-291.8, 292.0-292.83, 292.89-282.99
- b. Psychoactive Substance Use Disorders: 303.0-305.99.
- 2.a. Schizophrenia: 295.10, 295.20, 295.30, 295.40, 295.60, 295.70, 295.90
- b. Delusional (Paranoid) Disorder: 297.1
- c. Other Psychotic Disorders: 295.40, 295.70, 297.3, 298.8, 298.9, 297.1, 297.3
- d. Mood Disorders: 296.20-296.7
- e. Borderline Personality Disorder: 301.83

- **Indigent**

A person whose applicable income falls at or below 200% of the Federal Poverty Level is considered indigent. To determine whether the client was indigent, the household gross annual income must have been reported. The ODMHSAS eligibility criteria for indigence are based on the weighted average poverty

thresholds provided annually by the U. S. Department of Commerce. The following table presents the threshold levels for FY00.

**Oklahoma Department of Mental Health and Substance Abuse Services  
Eligibility Criteria  
Indigence Threshold  
(200% of Federal Poverty Guideline)**

<b>Number of Persons in Household</b>	<b>Household Gross Annual Income *</b>
1	\$16,480
2	\$22,120
3	\$27,760
4	\$33,400
5	\$39,040
6	\$44,680
7	\$50,320
8	\$55,960
9 or more	Add \$ 5,640 to \$55,960 for each additional person

## Presenting Problem/Diagnosis

Categories for this variable are based on the DSM-IV primary diagnosis or primary presenting problem. If the admitting agency has clinicians qualified to make a diagnosis, the diagnosis is used, otherwise, a presenting problem is used to define a client's category.

Categories	Codes
<b>Developmental Disorders</b>	
DSM-IV Codes:	302.5-302.69, 302.85, 307-307.39, 307.5-307.99, 309.21, 312-312.29, 312.9-313.21, 313.81-313.89, 314-314.99, 315-319.99, 299-299.99
Presenting Problems:	210, 240
<b>Non Alcohol/Drug Related Organic</b>	
DSM-IV Codes:	290-290.99, 293-293.83, 294-294.80, 310-310.10
<b>Alcohol Abuse</b>	
DSM-IV Codes:	291-291.99, 293.9, 303-303.99, 305-305.02
Presenting Problems:	741, 710, 711
<b>Other Substance Abuse</b>	
DSM-IV Codes:	305.1-305.99, 292-292.99, 304-304.99
Presenting Problems:	742, 743, 744, 720-731
<b>Schizophrenia</b>	
DSM-IV Codes:	295 (excluding 295.4, 295.7)
<b>Other Psychotic</b>	
DSM-IV Codes:	297-298.9, 295.40, 294.9, 295.70
Presenting Problems:	510-530, 650
<b>Mood Disorders</b>	
DSM-IV Codes:	296-296.99 301.13, 300.4-300.49, 293.89, 311-311.99
Presenting Problems:	500-503

Categories	Codes
<b>Other Non-Psychotic</b>	
DSM-IV Codes:	300-300.39, 300.6-300.99, 302-302.49, 302.7-302.84, 302.89-302.99, 307-4-307.49, 307.8, 312.8, 308.3-309.19, 309.23-309.99, 312.3, 316-316.99, 780.50
<b>Personality Disorders</b>	
DSM-IV Codes:	301-301.9
<b>Social Conditions</b>	
DSM-IV Codes:	V40.00-V40.60, V61-V71.02, 955.5-995.81
Presenting Problems:	740, 450, 620-632, 311-420
<b>Deferred/No Diagnosis</b>	
DSM-IV Codes:	799.9-799.90, V71.09
Presenting Problems:	110, 130

## Race

Clients who selected more than one category from the choices below, indicating their race, are grouped in the Two or More Races category. The Unknown category was utilized to group Clients who made no selection from the choices below indicating their race.

The following groupings are used for reporting race:

- White
- Black
- Native American
- Hispanic
- Asian
- Two or More Races
- Unknown

## Units of Service: Day and Hourly

The time provider agency staff spend delivering services to or for service recipients is reported in days, parts of days or minutes (summed to hours). Following is a list of codes and descriptions for services funded by DMHSAS in FY00.

Services	Category	Code	Description
Day	Crisis Stabilization	002E	Crisis Stabilization
	Detoxification	002B	Detoxification
		001B	Medical Detoxification
		002C	Non-medical Detoxification (social)
		002K	Non-medical Detoxification
	Housing	003M	Dependent Children Of Substance Abuse in Halfway House
		003N	Dependent Children Of Substance Abuse In Residential Treatment
		003G	Domestic Violence Residential Shelter For Primary Victims
		003H	Domestic Violence Residential Shelter For Dependents
		003P	Enhanced Residential Care
		004E	Family Self Sufficiency Program
		003B	Halfway House
		003A	Halfway House Services for Pregnant and Postpartum Women
		003S	Halfway House Services for Women with Dependent Children
		003T	Halfway House Service for Dually Diagnosed
		003Y	Halfway House Services for Adolescents
		003C	Independent Living Training Program
		003V	Permanent Congregate Housing with Onsite Support
		003Z	Permanent Congregate House
		003K	Residential Care
		003Q	Safe Haven
		003I	Short-term Emergency Shelter
		003F	Sponsored Family Program
		003J	Sponsored Housing Program
		003E	Supervised Housing
	003R	Transitional Living	
	Inpatient	001D	Acute Inpatient
		001C	Acute Medical Care
		001A	Intermediate Inpatient
	Residential Treatment	002Q	Enhanced Residential Treatment - Mental Health
		002N	Intensive Residential Substance Abuse Treatment
		002R	Intensive Residential Treatment
		002P	Intensive Residential Treatment - Mental Health
		002A	Residential Treatment (Substance Abuse & Mental Health)
		002G	Residential Treatment for Adolescents

Services	Category	Code	Description
		002H	Residential Treatment for Women with Dependent Children
		002J	Residential Treatment Dually Diagnosed
		002S	Residential Treatment
		002M	Services to Dependent Children of Substance Abuse Clients in Residential Treatment
<b>Hourly</b>			
	Evaluation/Assessment		
		106	Clinical Testing
		100	Competency Evaluation
		102	Court Related Evaluation
		104	DUI Assessment
		110	Evaluation and Assessment
		101	Evaluation/assessment
		107	Group Assessment
		138	Institution Based SA Screening
		105	Referral
		300	Treatment Plan Review
		400	Treatment Planning
	Counseling		
		132	Family/marital
		137	Family/Marital Counseling (Mental Health Professional)
		131	Group Counseling
		136	Group Counseling (Mental Health Professional)
		135	Individual Counseling (Mental Health Professional)
		130	Individual Counseling
		241	Peer Counseling
		249	Staff Time Providing Support Group Service (Project Heartland)
	Crisis Intervention		
		133	Crisis Intervention Counseling
		134	Crisis Intervention Telephone
		120	Emergency/Crisis (face/face)
		121	Emergency/Crisis (telephone)
		123	Mobile Crisis Service
	Case Management		
		212	Case Management
		225	Case Management
		226	Case Management
		204	Client Advocacy
		213	Intensive Case Management
	Physician/Lab Services		
		305	Medical Review
		308	Medication Delivery
		304	Pharmacological Management
	Other Day Services		
		004C	Day School/6 Hours

<b>Services</b>	<b>Category</b>	<b>Code</b>	<b>Description</b>
		434	Intensive Outpatient Services - Group
		433	Intensive Outpatient Services - Individual
	Other Outpatient Services	500	Consultation
		109	Court Related Services
		210	Disaster Support Service
		590	Divorce Visitation Arbitration
		501	Education
		190	Gate-keeping
		207	Home-based Care
		565	Institution-based Substance Abuse Treatment
		570	Job Retention Support
		252	PACT Timeline Development
		506	Sexual Assault Nurse Examiner (SANE) Training
		504	System Support
		503	Training
		505	Treatment Team Meeting
	Outreach	551	Community Outreach
		553	Community Outreach to Children
		552	Intensive Outreach to Children
		550	Outreach
		561	Prevention Type Activities
		560	Substance Abuse Early Intervention
	Rehabilitation	203	Client Education
		242	Consumer Drop-in Center
		430	Day Treatment Hourly
		217	Group Rehabilitative Treatment
		216	Individual Rehab Treatment
		431	Psycho-social Hourly
		205	Resource Skills Development
		251	Resource Skills Development by Peers
		224	Substance Abuse Dx\Prob-Related Education (Family)
		219	Substance Abuse Dx\Prob-Related Education (Group)
		218	Substance Abuse Dx\Prob-Related Education (Individual)
		211	Substance Abuse Dx\Prob-Related Education
		202	Socialization
	Vocational	243	Employment Training
		245	Pre-vocational
		244	Vocational Training



**Various Categories:**

In response to many special report requests in past years, the special reports table was generated to address the majority of those requests.

## **Description of Sections and Tables**

---

The Data Book consists of two sections. The first section displays Counts of Admitted Clients Served by Funding Source for Sex, Age, Race, Presenting Problem/Diagnosis, County of Residence, and Other Indicators. The second section presents Counts of Day and Hourly Units of Service by Funding Source for Admitted Clients and Contacts. Each section contains six tables presenting data for 1) Statewide Total, 2) Agency, 3) Agency Type, 4) Count of Residence, 5) Planning Area, and 6) Various Categories.

### **Section One: Admitted Clients Served by Funding Source**

Admitted Clients Served are clients who have an admission transaction in the ICIS before or during the report year and had received a service during the report year. For this section, they are counted only once in the total for each level of aggregation or category in which they appear. This is called an unduplicated count. For example, a client may receive services at one hospital and then receive services at another hospital in the same year. This client would be counted twice (once at each hospital) in the agency report, but only once in the agency type and statewide tables. Because information such as age and sex should remain constant (except for data entry errors), counts for categories of these variables will sum to the total clients served on each table. Variables that might change from admission at one facility to admission at another or over time, (e.g., legal status, diagnosis, and target population) can be counted in more than one category and should not be summed.

This section shows only clients who were admitted for services and excludes contacts. It enumerates admitted clients, but further limits the counts to specific subgroups of the client population. Each individual counted has received a service at some time during the year regardless of the year he/she was admitted. Clients are grouped by frequently referenced demographics: Sex, Age, Race, Presenting Problem/Diagnosis, County of Residence, and Other Indicators. A client may be in more than one of these groups, or a client's group may change during the year. As a result, the sum of target populations exceeds the total number served. However, for any given population, the age, race, and sex, which do not change (age is calculated as of a single point in time), are unduplicated counts and should equal the total.

## **Section Two: Units of Service by Funding Source**

This section helps to quantify the Department's impact on the community by reporting the total number of individuals identified as receiving a service during the fiscal year. It also presents Summaries for all types of services funded through the ODMHSAS.

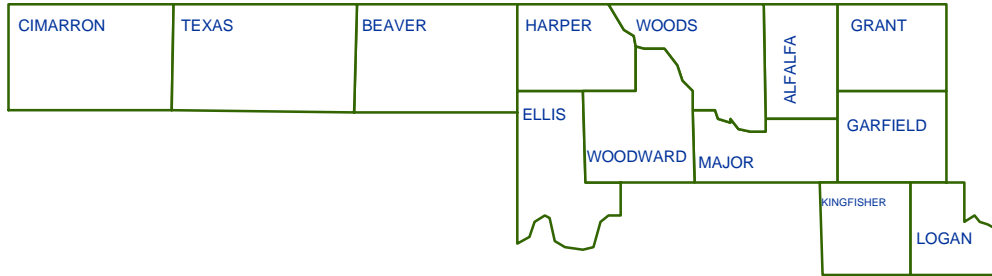
Individuals are counted as contacts when they call or visit an agency, but are not admitted. In general, a person can be reported as a contact twice at the same agency within a twelve-month period, but services are not given a third time without an admission. A client can also seek services at another agency and be counted as a contact there. In the Data Book report, an agency's contact counts exclude individuals who are subsequently admitted there. Additionally, two types of contacts are excluded from counts: Emergency Contacts and Group Contacts. In these cases, individuals are not identified and their addition would likely produce duplicated counts. However, the services to those individuals are reported.

---

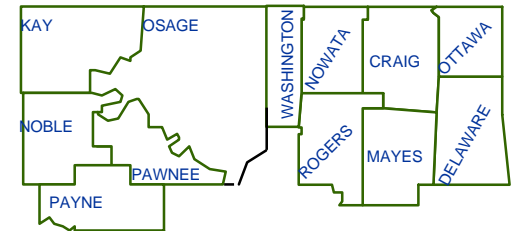
OKLAHOMA DEPARTMENT OF MENTAL HEALTH  
AND SUBSTANCE ABUSE SERVICES

# Planning Areas

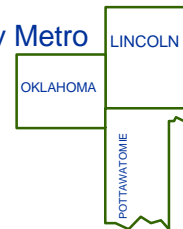
Northwest



Northeast



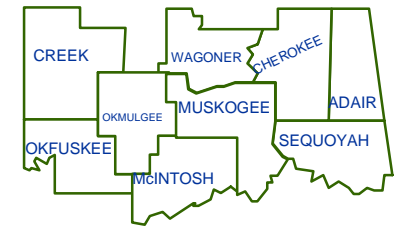
Okla. City Metro



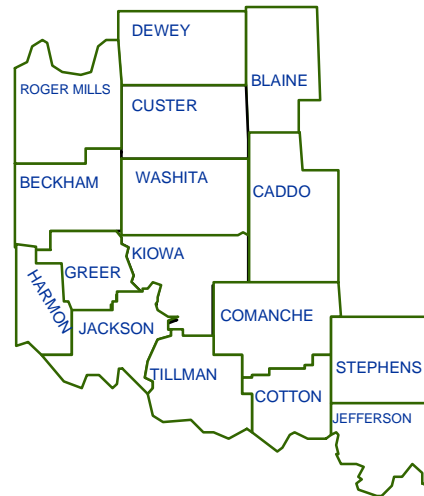
Tulsa Metro



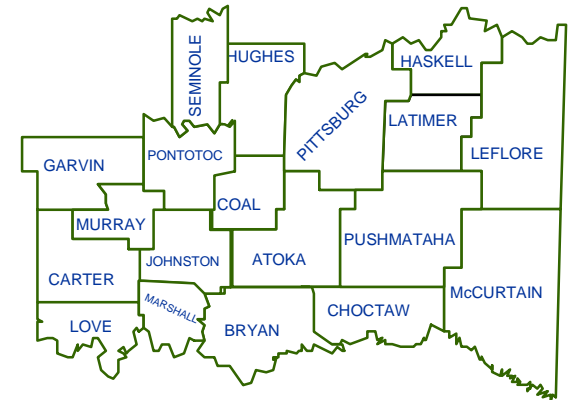
East Central



Central



Southwest



Southeast