

# *data*

BOOK FOR FISCAL YEAR 2001

Section Two:  
Units of Service by Funding  
Source

Table 8. Counts of Day and  
Hourly Services Provided for  
Each Agency

# DATA BOOK FOR FISCAL YEAR 2001

Published by

Oklahoma Department of Mental Health and Substance Abuse  
Services

Prepared by

**Ali Akour, Ph.D.**

Data Analyst, Evaluation and Data Analysis Section  
Decision Support Services

2002

---

**Terry Cline, Ph.D., Commissioner**  
**Steve Davis, Ph.D., Director of Decision Support Services**  
**Mark Reynolds, Ed. D., Evaluation & Data Analysis Data Projects Manager**

## Public Domain Notice

The Data Book for Fiscal Year 2001 is in the public domain and may be reproduced or copied without permission from the Oklahoma Department of Mental Health and Substance Abuse Services. However, this publication may not be reproduced or distributed for a fee without the specific, written authorization of Oklahoma Department of Mental Health and Substance Abuse Services. Citation of the source is appreciated.

## Electronic Access to Publication

This publication is available on the World Wide Web at:  
<http://www.odmhsas.org/specialreports.htm>

## How to Contact Us

**Oklahoma Department of Mental Health and Substance Abuse Services**  
**Evaluation and Data Analysis Section**  
P.O. Box 53277  
Oklahoma City, OK 73152-3277  
(405) 522-3813

# Contents

---

## Introduction

### Section One: Admitted Clients Served by Funding Source

- Table 1. Counts of Admitted Clients Served for **Statewide Total**
- Table 2. Counts of Admitted Clients Served for each **Agency**
- Table 3. Counts of Admitted Clients Served for each **Agency Type**
- Table 4. Counts of Admitted Clients Served for each **County of Residence**
- Table 5. Counts of Admitted Clients Served for each **Planning Area**
- Table 6. Counts of Admitted Clients Served for **Various Categories**

### Section Two: Units of Service by Funding Source

- Table 7. Counts of Day and Hourly Services Provided for **Statewide Total**
- Table 8. Counts of Day and Hourly Services Provided for each **Agency**
- Table 9. Counts of Day and Hourly Services Provided for each **Agency Type**
- Table 10. Counts of Day and Hourly Services Provided for each **County of Residence**
- Table 11. Counts of Day and Hourly Services Provided for each **Planning Area**
- Table 12. Counts of Day and Hourly Services Provided for **Various Categories**

## Appendix

**Definitions of Terms and Categorization Variables**

**Descriptions of Sections and Tables**

**Map of Planning Areas**

# **DATA BOOK FOR FISCAL YEAR 2001**

## **Introduction**

---

Prior to Fiscal Year 1999, any client seen at an Oklahoma Department of Mental Health and Substance Abuse Services (ODMHSAS) contracted facility was reported, regardless of who paid for the service. Starting with Fiscal Year 1999, only clients funded in full or in part by ODMHSAS were reported. Therefore, previous years' reported client counts will be larger than in following years.

During the Fiscal Year 2001, the State of Oklahoma expenditures on community mental health services, inpatient facilities, substance abuse services, domestic violence/sexual assault services, and departmental management amounted to approximately \$177 million dollars. An unduplicated total of approximately 82,042 recipients were served system-wide in FY 2001. The unduplicated total of 82,042 recipients consists of 58,351 recipients that were admitted and served and 23,691 recipients that were contacts. The Data Book report is generated to provide basic information about these recipients and services they received for policy makers, interest groups, and others working to improve the quality of life for those in need.

The Data Book report is produced by the Evaluation and Data Analysis Section of the Decision Support Services Division at the Oklahoma Department of Mental Health and Substance Abuse Services (ODMHSAS). The report summarizes demographic information and services for clients served in agencies operated by or funded through ODMHSAS. To create the Data Book report, data are extracted from the ODMHSAS Integrated Client Information System (ICIS). ICIS contains demographic and service information about service recipients and agencies.

To meet the specific needs of a variety of entities, the Data Book report consists of two separate sections: Admitted Clients Served by Funding Source; Units of Service by Funding Source. The sections are then divided into tables and each table presents a different view of the data. Definitions of terms and a Map of Planning Areas are also provided.

## Oklahoma Department of Mental Health and Substance Abuse Services

## Counts of Day and Hourly Services Provided by Funding Source for Each Agency During FY 2001

### A BETTER CHANCE

#### Units of Service by Funding Source

	Number of Clients/Contacts	Units of Service by Funding Source					
		Mental Health	Substance Abuse	Domestic Violence	Residential Care	Medicaid	Other
<b>Admitted Clients</b>							
Hourly Services							
Assessment	330	0	1,096	0	0	0	0
Case Management	262	0	299	0	0	0	0
Counseling	59	0	430	0	0	0	0
Crisis Intervention	1	0	1	0	0	0	0
Rehabilitation	154	0	110	0	0	0	0
<b>Total</b>	<b>413</b>	<b>0</b>	<b>1,935</b>	<b>0</b>	<b>0</b>	<b>0</b>	<b>0</b>
<b>Contacts</b>							
Hourly Services							
Early Intervention, Outreach	3	0	4	0	0	0	0
<b>Total</b>	<b>3</b>	<b>0</b>	<b>4</b>	<b>0</b>	<b>0</b>	<b>0</b>	<b>0</b>

## Oklahoma Department of Mental Health and Substance Abuse Services

## Counts of Day and Hourly Services Provided by Funding Source for Each Agency During FY 2001

## ACMI HOUSE INC

	Number of Clients/Contacts	Units of Service by Funding Source					
		Mental Health	Substance Abuse	Domestic Violence	Residential Care	Medicaid	Other
<b>Admitted Clients</b>							
Day Services							
Housing	101	0	0	1,405	0	0	0
Total	101	0	0	1,405	0	0	0
Hourly Services							
Assessment	180	0	0	314	0	0	0
Case Management	102	0	0	515	0	0	0
Counseling	151	0	0	1,103	0	0	0
Crisis Intervention	63	0	0	62	0	0	0
Rehabilitation	85	0	0	1,125	0	0	0
Total	204	0	0	3,118	0	0	0
<b>Contacts</b>							
Hourly Services							
Assessment	6	0	0	6	0	0	0
Case Management	1	0	0	2	0	0	0
Counseling	1	0	0	1	0	0	0
Crisis Intervention	30	0	0	189	0	0	0
Early Intervention, Outreach	14	0	0	79	0	0	0
Other Outpatient	19	0	0	277	0	0	0
Total	68	0	0	553	0	0	0

## Oklahoma Department of Mental Health and Substance Abuse Services

**Counts of Day and Hourly Services Provided by Funding Source for Each Agency During FY 2001**  
**ACTION ASSOCIATES, INC.**

**Units of Service by Funding Source**

	Number of Clients/Contacts	Units of Service by Funding Source					
		Mental Health	Substance Abuse	Domestic Violence	Residential Care	Medicaid	Other
<b>Admitted Clients</b>							
Day Services							
Housing	132	0	0	1,826	0	0	0
Total	132	0	0	1,826	0	0	0
Hourly Services							
Rehabilitation	114	0	0	2,281	0	0	0
Assessment	355	0	0	328	0	0	0
Case Management	225	0	0	1,830	0	0	0
Counseling	208	0	0	1,424	0	0	0
Crisis Intervention	276	0	0	205	0	0	0
Total	397	0	0	6,068	0	0	0
<b>Contacts</b>							
Hourly Services							
Crisis Intervention	8	0	0	181	0	0	0
Other Outpatient	46	0	0	3,944	0	0	0
Total	54	0	0	4,125	0	0	0



## Oklahoma Department of Mental Health and Substance Abuse Services

**Counts of Day and Hourly Services Provided by Funding Source for Each Agency During FY 2001  
ADA AREA CHEMICAL DEPENDENCY CENTER, INC.**

**Units of Service by Funding Source**

	Number of Clients/Contacts	Units of Service by Funding Source					
		Mental Health	Substance Abuse	Domestic Violence	Residential Care	Medicaid	Other
<b>Admitted Clients</b>							
Hourly Services							
Assessment	76	0	307	0	0	0	0
Counseling	79	0	1,724	0	0	2	0
<b>Total</b>	<b>87</b>	<b>0</b>	<b>2,030</b>	<b>0</b>	<b>0</b>	<b>2</b>	<b>0</b>
<b>Contacts</b>							
Hourly Services							
Assessment	59	0	81	0	0	0	0
Crisis Intervention	4	0	4	0	0	0	0
Early Intervention, Outreach	4	0	9	0	0	0	0
<b>Total</b>	<b>67</b>	<b>0</b>	<b>94</b>	<b>0</b>	<b>0</b>	<b>0</b>	<b>0</b>

## Oklahoma Department of Mental Health and Substance Abuse Services

## Counts of Day and Hourly Services Provided by Funding Source for Each Agency During FY 2001

## ADA RESIDENTIAL CARE

	Number of Clients/Contacts	Units of Service by Funding Source					
		Mental Health	Substance Abuse	Domestic Violence	Residential Care	Medicaid	Other
<b>Admitted Clients</b>							
Day Services							
Housing	37	0	0	0	8,408	0	0
Total	37	0	0	0	8,408	0	0

## Oklahoma Department of Mental Health and Substance Abuse Services

**Counts of Day and Hourly Services Provided by Funding Source for Each Agency During FY 2001  
ALPHA II, INC.**

**Units of Service by Funding Source**

	Number of Clients/Contacts	Units of Service by Funding Source					
		Mental Health	Substance Abuse	Domestic Violence	Residential Care	Medicaid	Other
<b>Admitted Clients</b>							
Day Services							
Housing	49	0	2,390	0	0	0	0
Residential Treatment	103	0	2,392	0	0	0	0
<b>Total</b>	<b>128</b>	<b>0</b>	<b>4,782</b>	<b>0</b>	<b>0</b>	<b>0</b>	<b>0</b>

**Oklahoma Department of Mental Health and Substance Abuse Services**  
**Counts of Day and Hourly Services Provided by Funding Source for Each Agency During FY 2001**  
**ASSOCIATED CENTERS FOR THERAPY, INC.**

	Number of Clients/Contacts	Units of Service by Funding Source					Medicaid	Other
		Mental Health	Substance Abuse	Domestic Violence	Residential Care			
<b>Admitted Clients</b>								
Day Services								
Crisis Stabilization	64	192	0	0	0	0	0	
Housing	20	3,788	0	0	0	0	0	
Inpatient Hospitalization	37	540	0	0	0	0	0	
<b>Total</b>	<b>91</b>	<b>4,520</b>	<b>0</b>	<b>0</b>	<b>0</b>	<b>0</b>	<b>0</b>	
Hourly Services								
Assessment	438	487	0	0	0	53	0	
Case Management	383	4,313	0	0	0	1,388	0	
Counseling	343	2,359	0	0	0	331	0	
Crisis Intervention	13	14	0	0	0	1	0	
Other Outpatient	14	77	0	0	0	0	0	
Physician, Lab and Related Services	399	508	0	0	0	63	0	
Rehabilitation	96	5,566	0	0	0	5,051	0	
<b>Total</b>	<b>580</b>	<b>13,324</b>	<b>0</b>	<b>0</b>	<b>0</b>	<b>6,885</b>	<b>0</b>	
<b>Contacts</b>								
Hourly Services								
Assessment	22	53	0	0	0	0	0	
Crisis Intervention	1	17	0	0	0	0	0	
Early Intervention, Outreach	31	1,832	0	0	0	0	0	
<b>Total</b>	<b>53</b>	<b>1,902</b>	<b>0</b>	<b>0</b>	<b>0</b>	<b>0</b>	<b>0</b>	

## Oklahoma Department of Mental Health and Substance Abuse Services

## Counts of Day and Hourly Services Provided by Funding Source for Each Agency During FY 2001

## BILL WILLIS MENTAL HEALTH

	Number of Clients/Contacts	Units of Service by Funding Source					
		Mental Health	Substance Abuse	Domestic Violence	Residential Care	Medicaid	Other
<b>Admitted Clients</b>							
Day Services							
Residential Treatment	236	330	3,793	0	0	0	715
<b>Total</b>	<b>236</b>	<b>330</b>	<b>3,793</b>	<b>0</b>	<b>0</b>	<b>0</b>	<b>715</b>
Hourly Services							
Assessment	1,399	667	343	0	0	546	711
Case Management	453	508	19	0	0	667	228
Counseling	899	2,698	4,829	0	0	4,214	2,415
Crisis Intervention	294	159	41	0	0	140	220
Physicain, Lab and Related Services	1,126	1,203	0	0	0	1,215	900
Rehabilitation	861	23,780	114	0	0	34,896	6,281
<b>Total</b>	<b>1,810</b>	<b>29,015</b>	<b>5,346</b>	<b>0</b>	<b>0</b>	<b>41,678</b>	<b>10,755</b>
<b>Contacts</b>							
Hourly Services							
Assessment	114	7	4	0	0	8	117
Case Management	1	0	0	0	0	2	0
Counseling	13	2	4	0	0	2	14
Crisis Intervention	111	8	0	0	0	15	116
Physicain, Lab and Related Services	2	0	0	0	0	10	1
Rehabilitation	1	0	0	0	0	127	0
<b>Total</b>	<b>234</b>	<b>17</b>	<b>8</b>	<b>0</b>	<b>0</b>	<b>163</b>	<b>247</b>

## Oklahoma Department of Mental Health and Substance Abuse Services

## Counts of Day and Hourly Services Provided by Funding Source for Each Agency During FY 2001

**BOLEY RESIDENTIAL CARE HOME**

## Units of Service by Funding Source

	Number of Clients/Contacts	Units of Service by Funding Source					
		Mental Health	Substance Abuse	Domestic Violence	Residential Care	Medicaid	Other
<b>Admitted Clients</b>							
Day Services							
Housing	45	0	0	0	10,845	0	0
Total	45	0	0	0	10,845	0	0

## Oklahoma Department of Mental Health and Substance Abuse Services

## Counts of Day and Hourly Services Provided by Funding Source for Each Agency During FY 2001

**BOLEY RESIDENTIAL CARE HOME II**

## Units of Service by Funding Source

	Number of Clients/Contacts	Units of Service by Funding Source					Medicaid	Other
		Mental Health	Substance Abuse	Domestic Violence	Residential Care			
<b>Admitted Clients</b>								
Day Services								
Housing	83	0	0	0	15,228	0	0	
Total	83	0	0	0	15,228	0	0	

## Oklahoma Department of Mental Health and Substance Abuse Services

## Counts of Day and Hourly Services Provided by Funding Source for Each Agency During FY 2001

**BRIDGEWAY**

## Units of Service by Funding Source

	Number of Clients/Contacts	Units of Service by Funding Source					
		Mental Health	Substance Abuse	Domestic Violence	Residential Care	Medicaid	Other
<b>Admitted Clients</b>							
Day Services							
Housing	23	0	2,078	0	0	0	0
Total	23	0	2,078	0	0	0	0



## Oklahoma Department of Mental Health and Substance Abuse Services

## Counts of Day and Hourly Services Provided by Funding Source for Each Agency During FY 2001

### CAA TURNING POINT

#### Units of Service by Funding Source

	Number of Clients/Contacts	Units of Service by Funding Source					Medicaid	Other
		Mental Health	Substance Abuse	Domestic Violence	Residential Care			
<b>Admitted Clients</b>								
Hourly Services								
Assessment	357	0	1,313	0	0	0	0	
Case Management	19	0	29	0	0	0	0	
Counseling	355	0	7,651	0	0	0	0	
Rehabilitation	1	0	3	0	0	0	0	
<b>Total</b>	<b>385</b>	<b>0</b>	<b>8,995</b>	<b>0</b>	<b>0</b>	<b>0</b>	<b>0</b>	
<b>Contacts</b>								
Hourly Services								
Assessment	57	0	82	0	0	0	0	
Counseling	3	0	5	0	0	0	0	
Early Intervention, Outreach	15	0	3,709	0	0	0	0	
Rehabilitation	23	0	55	0	0	0	0	
<b>Total</b>	<b>98</b>	<b>0</b>	<b>3,851</b>	<b>0</b>	<b>0</b>	<b>0</b>	<b>0</b>	

## Oklahoma Department of Mental Health and Substance Abuse Services

**Counts of Day and Hourly Services Provided by Funding Source for Each Agency During FY 2001  
CALL RAPE INC.**

**Units of Service by Funding Source**

	Number of Clients/Contacts	Units of Service by Funding Source					
		Mental Health	Substance Abuse	Domestic Violence	Residential Care	Medicaid	Other
<b>Admitted Clients</b>							
Hourly Services							
Counseling	84	0	0	542	0	0	0
Total	84	0	0	542	0	0	0
<b>Contacts</b>							
Hourly Services							
Counseling	12	0	0	19	0	0	0
Crisis Intervention	1	0	0	26	0	0	0
Other Outpatient	33	0	0	264	0	0	0
Total	46	0	0	309	0	0	0

## Oklahoma Department of Mental Health and Substance Abuse Services

**Counts of Day and Hourly Services Provided by Funding Source for Each Agency During FY 2001**  
**CARE FOR CHANGE, INC.**

	Number of Clients/Contacts	Units of Service by Funding Source					
		Mental Health	Substance Abuse	Domestic Violence	Residential Care	Medicaid	Other
<b>Admitted Clients</b>							
Hourly Services							
Assessment	311	0	928	0	0	0	0
Counseling	361	0	16,132	0	0	0	0
Crisis Intervention	1	0	1	0	0	0	0
<b>Total</b>	<b>449</b>	<b>0</b>	<b>17,061</b>	<b>0</b>	<b>0</b>	<b>0</b>	<b>0</b>
<b>Contacts</b>							
Hourly Services							
Assessment	432	0	875	0	0	0	0
Counseling	4	0	8	0	0	0	0
Other Outpatient	1	0	3	0	0	0	0
<b>Total</b>	<b>434</b>	<b>0</b>	<b>886</b>	<b>0</b>	<b>0</b>	<b>0</b>	<b>0</b>

## Oklahoma Department of Mental Health and Substance Abuse Services

## Counts of Day and Hourly Services Provided by Funding Source for Each Agency During FY 2001

## CARL ALBERT CMHC

## Units of Service by Funding Source

	Number of Clients/Contacts	Units of Service by Funding Source					
		Mental Health	Substance Abuse	Domestic Violence	Residential Care	Medicaid	Other
<b>Admitted Clients</b>							
Day Services							
Inpatient Hospitalization	691	3,342	0	0	0	0	4,029
Total	691	3,342	0	0	0	0	4,029
Hourly Services							
Assessment	1,915	972	53	0	0	961	1,211
Case Management	649	545	9	0	0	925	681
Counseling	1,241	3,606	1,824	0	0	2,795	2,997
Crisis Intervention	56	18	6	0	0	12	24
Physician, Lab and Related Services	1,891	1,629	0	0	0	1,535	1,917
Rehabilitation	959	6,704	0	0	0	22,328	11,365
Total	2,281	13,474	1,891	0	0	28,555	18,195
<b>Contacts</b>							
Hourly Services							
Assessment	645	656	0	0	0	0	46
Crisis Intervention	19	10	0	0	0	0	9
Total	651	665	0	0	0	0	56

## Oklahoma Department of Mental Health and Substance Abuse Services

## Counts of Day and Hourly Services Provided by Funding Source for Each Agency During FY 2001

## CBTI-CREEK COUNTY

## Units of Service by Funding Source

	Number of Clients/Contacts	Units of Service by Funding Source					
		Mental Health	Substance Abuse	Domestic Violence	Residential Care	Medicaid	Other
<b>Admitted Clients</b>							
Hourly Services							
Counseling	83	0	2,866	0	0	0	0
Total	83	0	2,866	0	0	0	0

## Oklahoma Department of Mental Health and Substance Abuse Services

**Counts of Day and Hourly Services Provided by Funding Source for Each Agency During FY 2001**  
**CENTER FOR CHILDREN & FAMILIES**

**Units of Service by Funding Source**

	Number of Clients/Contacts	Units of Service by Funding Source					
		Mental Health	Substance Abuse	Domestic Violence	Residential Care	Medicaid	Other
<b>Admitted Clients</b>							
Hourly Services							
Other Outpatient	204	1,720	0	0	0	0	0
<b>Total</b>	<b>204</b>	<b>1,720</b>	<b>0</b>	<b>0</b>	<b>0</b>	<b>0</b>	<b>0</b>
<b>Contacts</b>							
Hourly Services							
Other Outpatient	2	102	0	0	0	0	0
<b>Total</b>	<b>2</b>	<b>102</b>	<b>0</b>	<b>0</b>	<b>0</b>	<b>0</b>	<b>0</b>

## Oklahoma Department of Mental Health and Substance Abuse Services

## Counts of Day and Hourly Services Provided by Funding Source for Each Agency During FY 2001

## CENTRAL OKLAHOMA CMHC

## Units of Service by Funding Source

	Number of Clients/Contacts	Units of Service by Funding Source					Medicaid	Other
		Mental Health	Substance Abuse	Domestic Violence	Residential Care			
<b>Admitted Clients</b>								
Hourly Services								
Assessment	937	713	0	0	0	285	204	
Case Management	704	564	0	0	0	733	583	
Counseling	1,224	6,293	0	0	0	4,621	4,065	
Crisis Intervention	227	84	0	0	0	57	44	
Other Outpatient	2	4	0	0	0	3	0	
Physician, Lab and Related Services	1,276	911	0	0	0	663	700	
Rehabilitation	324	4,595	0	0	0	11,562	2,263	
<b>Total</b>	<b>1,664</b>	<b>13,161</b>	<b>0</b>	<b>0</b>	<b>0</b>	<b>17,925</b>	<b>7,860</b>	
<b>Contacts</b>								
Hourly Services								
Assessment	575	279	0	0	0	72	74	
Case Management	2	44	0	0	0	0	0	
Counseling	3	3	0	0	0	0	1	
Crisis Intervention	90	69	0	0	0	14	14	
Early Intervention, Outreach	2	409	0	0	0	0	1	
Physician, Lab and Related Services	14	5	0	0	0	1	0	
<b>Total</b>	<b>653</b>	<b>809</b>	<b>0</b>	<b>0</b>	<b>0</b>	<b>87</b>	<b>90</b>	

## Oklahoma Department of Mental Health and Substance Abuse Services

## Counts of Day and Hourly Services Provided by Funding Source for Each Agency During FY 2001

## CHISHOLM TRAIL COUNSELING SVC

	Number of Clients/Contacts	Units of Service by Funding Source					
		Mental Health	Substance Abuse	Domestic Violence	Residential Care	Medicaid	Other
<b>Admitted Clients</b>							
Day Services							
Housing	15	2,376	0	0	0	0	0
Total	15	2,376	0	0	0	0	0
Hourly Services							
Assessment	1,174	1,206	0	0	0	84	19
Case Management	452	686	0	0	0	187	7
Counseling	1,053	9,100	0	0	0	4,532	63
Crisis Intervention	255	437	0	0	0	66	2
Physicain, Lab and Related Services	503	451	0	0	0	7	2
Rehabilitation	233	7,314	0	0	0	12,553	83
Vocational	1	1	0	0	0	0	0
Total	1,687	19,194	0	0	0	17,430	175
<b>Contacts</b>							
Hourly Services							
Assessment	93	84	0	0	0	0	0
Counseling	1	2	0	0	0	0	0
Crisis Intervention	216	305	0	0	0	10	5
Early Intervention, Outreach	5	284	0	0	0	0	14
Physicain, Lab and Related Services	4	2	0	0	0	0	0
Total	306	676	0	0	0	10	19



## Oklahoma Department of Mental Health and Substance Abuse Services

**Counts of Day and Hourly Services Provided by Funding Source for Each Agency During FY 2001**  
**CITIZEN POTOWATIOMI NATION**

**Units of Service by Funding Source**

	Number of Clients/Contacts	Units of Service by Funding Source					Medicaid	Other
		Mental Health	Substance Abuse	Domestic Violence	Residential Care			
<b>Admitted Clients</b>								
Hourly Services								
Assessment	51	0	113	0	0	0	0	
Case Management	8	0	11	0	0	0	0	
Counseling	47	0	781	0	0	0	0	
Crisis Intervention	13	0	22	0	0	0	0	
Rehabilitation	3	0	3	0	0	0	0	
<b>Total</b>	<b>56</b>	<b>0</b>	<b>929</b>	<b>0</b>	<b>0</b>	<b>0</b>	<b>0</b>	
<b>Contacts</b>								
Hourly Services								
Assessment	1	0	2	0	0	0	0	
Counseling	7	0	38	0	0	0	0	
Early Intervention, Outreach	2	0	5	0	0	0	0	
Rehabilitation	19	0	143	0	0	0	0	
<b>Total</b>	<b>26</b>	<b>0</b>	<b>188</b>	<b>0</b>	<b>0</b>	<b>0</b>	<b>0</b>	

## Oklahoma Department of Mental Health and Substance Abuse Services

## Counts of Day and Hourly Services Provided by Funding Source for Each Agency During FY 2001

## CLETA'S COTTAGE

## Units of Service by Funding Source

	Number of Clients/Contacts	Units of Service by Funding Source					
		Mental Health	Substance Abuse	Domestic Violence	Residential Care	Medicaid	Other
<b>Admitted Clients</b>							
Day Services							
Housing	29	0	0	0	8,542	0	0
Total	29	0	0	0	8,542	0	0

## Oklahoma Department of Mental Health and Substance Abuse Services

Counts of Day and Hourly Services Provided by Funding Source for Each Agency During FY 2001  
**COMMUNITY ALCOHOLISM SERVICES**

## Units of Service by Funding Source

	Number of Clients/Contacts	Units of Service by Funding Source					
		Mental Health	Substance Abuse	Domestic Violence	Residential Care	Medicaid	Other
<b>Admitted Clients</b>							
Hourly Services							
Assessment	136	0	610	0	0	0	0
Counseling	169	0	4,867	0	0	0	0
Crisis Intervention	1	0	2	0	0	0	0
Rehabilitation	96	0	284	0	0	0	0
Total	169	0	5,762	0	0	0	0
<b>Contacts</b>							
Hourly Services							
Early Intervention, Outreach	1	0	12	0	0	0	0
Total	1	0	12	0	0	0	0

## Oklahoma Department of Mental Health and Substance Abuse Services

**Counts of Day and Hourly Services Provided by Funding Source for Each Agency During FY 2001**  
**COMMUNITY COUNSELING CENTER**

**Units of Service by Funding Source**

	Number of Clients/Contacts	Units of Service by Funding Source					
		Mental Health	Substance Abuse	Domestic Violence	Residential Care	Medicaid	Other
<b>Admitted Clients</b>							
Day Services							
Housing	26	719	0	0	4,115	0	0
Residential Treatment	2	160	0	0	0	0	0
<b>Total</b>	<b>28</b>	<b>879</b>	<b>0</b>	<b>0</b>	<b>4,115</b>	<b>0</b>	<b>0</b>
Hourly Services							
Assessment	808	860	9	0	0	607	0
Case Management	633	2,720	22	0	0	1,145	0
Counseling	882	3,931	2,593	0	0	8,383	0
Crisis Intervention	34	24	1	0	0	25	0
Other Outpatient	7	26	0	0	0	0	0
Physician, Lab and Related Services	685	495	0	0	0	133	0
Rehabilitation	280	16,647	0	0	0	23,040	0
<b>Total</b>	<b>1,366</b>	<b>24,703</b>	<b>2,624</b>	<b>0</b>	<b>0</b>	<b>33,332</b>	<b>0</b>
<b>Contacts</b>							
Hourly Services							
Assessment	1	0	0	0	0	1	0
Crisis Intervention	1	16	11	0	0	0	0
Early Intervention, Outreach	22	2,156	33	0	0	2,311	0
Physician, Lab and Related Services	4	2	0	0	0	0	0
<b>Total</b>	<b>28</b>	<b>2,173</b>	<b>44</b>	<b>0</b>	<b>0</b>	<b>2,312</b>	<b>0</b>

## Oklahoma Department of Mental Health and Substance Abuse Services

**Counts of Day and Hourly Services Provided by Funding Source for Each Agency During FY 2001**  
**COMMUNITY CRISIS CTR, INC.**

**Units of Service by Funding Source**

	Number of Clients/Contacts	Units of Service by Funding Source					
		Mental Health	Substance Abuse	Domestic Violence	Residential Care	Medicaid	Other
<b>Admitted Clients</b>							
Day Services							
Housing	215	0	0	4,387	0	0	0
<b>Total</b>	<b>215</b>	<b>0</b>	<b>0</b>	<b>4,387</b>	<b>0</b>	<b>0</b>	<b>0</b>
Hourly Services							
Assessment	280	0	0	438	0	0	0
Case Management	106	0	0	540	0	0	0
Counseling	174	0	0	706	0	0	0
Crisis Intervention	44	0	0	82	0	0	0
Rehabilitation	111	0	0	388	0	0	0
<b>Total</b>	<b>311</b>	<b>0</b>	<b>0</b>	<b>2,156</b>	<b>0</b>	<b>0</b>	<b>0</b>
<b>Contacts</b>							
Hourly Services							
Case Management	1	0	0	2	0	0	0
Crisis Intervention	24	0	0	278	0	0	0
Early Intervention, Outreach	1	0	0	2	0	0	0
Other Outpatient	28	0	0	726	0	0	0
Assessment	1	0	0	50	0	0	0
<b>Total</b>	<b>54</b>	<b>0</b>	<b>0</b>	<b>1,058</b>	<b>0</b>	<b>0</b>	<b>0</b>

## Oklahoma Department of Mental Health and Substance Abuse Services

## Counts of Day and Hourly Services Provided by Funding Source for Each Agency During FY 2001

## COPP'S RESIDENTIAL CARE, INC.

## Units of Service by Funding Source

	Number of Clients/Contacts	Units of Service by Funding Source					
		Mental Health	Substance Abuse	Domestic Violence	Residential Care	Medicaid	Other
<b>Admitted Clients</b>							
Day Services							
Housing	45	0	0	0	14,455	0	0
Total	45	0	0	0	14,455	0	0

## Oklahoma Department of Mental Health and Substance Abuse Services

## Counts of Day and Hourly Services Provided by Funding Source for Each Agency During FY 2001

## COUNTRY LANE RESID. CARE HOME

## Units of Service by Funding Source

	Number of Clients/Contacts	Units of Service by Funding Source					
		Mental Health	Substance Abuse	Domestic Violence	Residential Care	Medicaid	Other
<b>Admitted Clients</b>							
Day Services							
Housing	83	0	0	0	19,759	0	0
Total	83	0	0	0	19,759	0	0

## Oklahoma Department of Mental Health and Substance Abuse Services

## Counts of Day and Hourly Services Provided by Funding Source for Each Agency During FY 2001

### CROOKS MENTAL HEALTH SERVICES

	Number of Clients/Contacts	Units of Service by Funding Source					
		Mental Health	Substance Abuse	Domestic Violence	Residential Care	Medicaid	Other
<b>Admitted Clients</b>							
Day Services							
Inpatient Hospitalization	115	1,303	0	0	0	0	0
<b>Total</b>	<b>115</b>	<b>1,303</b>	<b>0</b>	<b>0</b>	<b>0</b>	<b>0</b>	<b>0</b>
Hourly Services							
Assessment	766	778	0	0	0	172	3
Case Management	477	568	0	0	0	570	4
Counseling	687	4,837	0	0	0	7,320	6
Crisis Intervention	215	413	0	0	0	160	0
Physician, Lab and Related Services	637	485	0	0	0	237	1
Rehabilitation	337	17,966	0	0	0	41,258	4
<b>Total</b>	<b>961</b>	<b>25,046</b>	<b>0</b>	<b>0</b>	<b>0</b>	<b>49,716</b>	<b>18</b>
<b>Contacts</b>							
Hourly Services							
Assessment	112	120	0	0	0	0	0
Case Management	3	1	0	0	0	1	0
Counseling	1	1	0	0	0	0	0
Crisis Intervention	130	205	0	0	0	85	0
<b>Total</b>	<b>232</b>	<b>327</b>	<b>0</b>	<b>0</b>	<b>0</b>	<b>86</b>	<b>0</b>



## Oklahoma Department of Mental Health and Substance Abuse Services

## Counts of Day and Hourly Services Provided by Funding Source for Each Agency During FY 2001

### CRISIS CONTROL CENTER

#### Units of Service by Funding Source

	Number of Clients/Contacts	Units of Service by Funding Source					
		Mental Health	Substance Abuse	Domestic Violence	Residential Care	Medicaid	Other
<b>Admitted Clients</b>							
Day Services							
Housing	188	0	0	2,460	0	0	0
<b>Total</b>	<b>188</b>	<b>0</b>	<b>0</b>	<b>2,460</b>	<b>0</b>	<b>0</b>	<b>0</b>
Hourly Services							
Assessment	240	0	0	474	0	0	0
Case Management	96	0	0	169	0	0	0
Counseling	132	0	0	456	0	0	0
Crisis Intervention	137	0	0	160	0	0	0
Rehabilitation	85	0	0	259	0	0	0
<b>Total</b>	<b>255</b>	<b>0</b>	<b>0</b>	<b>1,518</b>	<b>0</b>	<b>0</b>	<b>0</b>
<b>Contacts</b>							
Hourly Services							
Assessment	75	0	0	23	0	0	0
Crisis Intervention	35	0	0	233	0	0	0
Other Outpatient	34	0	0	992	0	0	0
<b>Total</b>	<b>127</b>	<b>0</b>	<b>0</b>	<b>1,248</b>	<b>0</b>	<b>0</b>	<b>0</b>

## Oklahoma Department of Mental Health and Substance Abuse Services

## Counts of Day and Hourly Services Provided by Funding Source for Each Agency During FY 2001

**CROSSROADS INCORPORATED**

	Number of Clients/Contacts	Units of Service by Funding Source					
		Mental Health	Substance Abuse	Domestic Violence	Residential Care	Medicaid	Other
<b>Admitted Clients</b>							
Hourly Services							
Rehabilitation	132	35,553	0	0	0	0	0
Total	132	35,553	0	0	0	0	0

## Oklahoma Department of Mental Health and Substance Abuse Services

**Counts of Day and Hourly Services Provided by Funding Source for Each Agency During FY 2001**  
**D.V. PROG. OF N. CENTRAL OK.**

**Units of Service by Funding Source**

	<b>Number of Clients/Contacts</b>	<b>Mental Health</b>	<b>Substance Abuse</b>	<b>Domestic Violence</b>	<b>Residential Care</b>	<b>Medicaid</b>	<b>Other</b>
<b>Admitted Clients</b>							
Day Services							
Housing	111	0	0	1,723	0	0	0
<b>Total</b>	<b>111</b>	<b>0</b>	<b>0</b>	<b>1,723</b>	<b>0</b>	<b>0</b>	<b>0</b>
Hourly Services							
Assessment	90	0	0	89	0	0	0
Case Management	195	0	0	1,258	0	0	0
Counseling	181	0	0	1,245	0	0	0
Crisis Intervention	64	0	0	64	0	0	0
Rehabilitation	42	0	0	97	0	0	0
<b>Total</b>	<b>290</b>	<b>0</b>	<b>0</b>	<b>2,753</b>	<b>0</b>	<b>0</b>	<b>0</b>
<b>Contacts</b>							
Hourly Services							
Early Intervention, Outreach	2	0	0	2	0	0	0
Other Outpatient	24	0	0	243	0	0	0
Assessment	12	0	0	10	0	0	0
Case Management	11	0	0	9	0	0	0
Crisis Intervention	18	0	0	106	0	0	0
<b>Total</b>	<b>65</b>	<b>0</b>	<b>0</b>	<b>369</b>	<b>0</b>	<b>0</b>	<b>0</b>

## Oklahoma Department of Mental Health and Substance Abuse Services

**Counts of Day and Hourly Services Provided by Funding Source for Each Agency During FY 2001**  
**DIVORCE VISITATION ARBITRATION**

**Units of Service by Funding Source**

	Number of Clients/Contacts	Units of Service by Funding Source					
		Mental Health	Substance Abuse	Domestic Violence	Residential Care	Medicaid	Other
<b>Admitted Clients</b>							
Hourly Services							
Other Outpatient	87	400	0	0	0	0	0
<b>Total</b>	<b>87</b>	<b>400</b>	<b>0</b>	<b>0</b>	<b>0</b>	<b>0</b>	<b>0</b>
<b>Contacts</b>							
Hourly Services							
Other Outpatient	202	674	0	0	0	0	0
<b>Total</b>	<b>202</b>	<b>674</b>	<b>0</b>	<b>0</b>	<b>0</b>	<b>0</b>	<b>0</b>

## Oklahoma Department of Mental Health and Substance Abuse Services

**Counts of Day and Hourly Services Provided by Funding Source for Each Agency During FY 2001**  
**DOMESTIC VIOLENCE INTERVENTION SERVICES**

	Number of Clients/Contacts	Units of Service by Funding Source					
		Mental Health	Substance Abuse	Domestic Violence	Residential Care	Medicaid	Other
<b>Admitted Clients</b>							
Day Services							
Housing	531	0	0	10,178	0	0	0
<b>Total</b>	<b>531</b>	<b>0</b>	<b>0</b>	<b>10,178</b>	<b>0</b>	<b>0</b>	<b>0</b>
Hourly Services							
Assessment	42	0	0	35	0	0	12
Case Management	7	0	0	3	0	0	0
Counseling	898	0	2,163	5,126	0	0	253
Crisis Intervention	11	0	0	9	0	0	0
<b>Total</b>	<b>920</b>	<b>0</b>	<b>2,163</b>	<b>5,173</b>	<b>0</b>	<b>0</b>	<b>264</b>
<b>Contacts</b>							
Hourly Services							
Assessment	16	0	0	1	0	0	20
Counseling	1	0	0	2	0	0	0
Crisis Intervention	12	0	0	11	0	0	0
Other Outpatient	6	0	0	12	0	0	0
<b>Total</b>	<b>35</b>	<b>0</b>	<b>0</b>	<b>25</b>	<b>0</b>	<b>0</b>	<b>20</b>

## Oklahoma Department of Mental Health and Substance Abuse Services

## Counts of Day and Hourly Services Provided by Funding Source for Each Agency During FY 2001

## DON MENTZER FACILITY

## Units of Service by Funding Source

	Number of Clients/Contacts	Units of Service by Funding Source					
		Mental Health	Substance Abuse	Domestic Violence	Residential Care	Medicaid	Other
<b>Admitted Clients</b>							
Day Services							
Housing	30	0	0	0	8,594	0	0
Total	30	0	0	0	8,594	0	0

## Oklahoma Department of Mental Health and Substance Abuse Services

## Counts of Day and Hourly Services Provided by Funding Source for Each Agency During FY 2001

## DOW RESIDENTIAL CARE HOME

## Units of Service by Funding Source

	Number of Clients/Contacts	Units of Service by Funding Source					
		Mental Health	Substance Abuse	Domestic Violence	Residential Care	Medicaid	Other
<b>Admitted Clients</b>							
Day Services							
Housing	33	0	0	0	7,855	0	0
Total	33	0	0	0	7,855	0	0

## Oklahoma Department of Mental Health and Substance Abuse Services

## Counts of Day and Hourly Services Provided by Funding Source for Each Agency During FY 2001 DRUG RECOVERY, INC.

### Units of Service by Funding Source

	Number of Clients/Contacts	Units of Service by Funding Source					
		Mental Health	Substance Abuse	Domestic Violence	Residential Care	Medicaid	Other
<b>Admitted Clients</b>							
Day Services							
Housing	72	0	4,744	0	0	0	0
Residential Treatment	337	0	22,794	0	0	0	0
<b>Total</b>	<b>392</b>	<b>0</b>	<b>27,538</b>	<b>0</b>	<b>0</b>	<b>0</b>	<b>0</b>
Hourly Services							
Crisis Intervention	30	0	16	0	0	0	0
Assessment	258	0	318	0	0	0	0
Counseling	213	0	5,394	0	0	0	0
<b>Total</b>	<b>341</b>	<b>0</b>	<b>5,728</b>	<b>0</b>	<b>0</b>	<b>0</b>	<b>0</b>
<b>Contacts</b>							
Hourly Services							
Assessment	7	0	10	0	0	0	0
Crisis Intervention	18	0	11	0	0	0	0
Rehabilitation	127	0	1,262	0	0	0	0
<b>Total</b>	<b>152</b>	<b>0</b>	<b>1,283</b>	<b>0</b>	<b>0</b>	<b>0</b>	<b>0</b>



## Oklahoma Department of Mental Health and Substance Abuse Services

## Counts of Day and Hourly Services Provided by Funding Source for Each Agency During FY 2001

## DUNCAN COMMUNITY RESIDENCE INC

## Units of Service by Funding Source

	Number of Clients/Contacts	Units of Service by Funding Source					
		Mental Health	Substance Abuse	Domestic Violence	Residential Care	Medicaid	Other
<b>Admitted Clients</b>							
Day Services							
Housing	31	0	0	0	8,404	0	0
Total	31	0	0	0	8,404	0	0

## Oklahoma Department of Mental Health and Substance Abuse Services

## Counts of Day and Hourly Services Provided by Funding Source for Each Agency During FY 2001

## DYCO PROPERTIES, INC.

## Units of Service by Funding Source

	Number of Clients/Contacts	Units of Service by Funding Source					
		Mental Health	Substance Abuse	Domestic Violence	Residential Care	Medicaid	Other
<b>Admitted Clients</b>							
Day Services							
Housing	16	0	0	0	496	0	0
Total	16	0	0	0	496	0	0

## Oklahoma Department of Mental Health and Substance Abuse Services

## Counts of Day and Hourly Services Provided by Funding Source for Each Agency During FY 2001

## EAGLE RIDGE INSTITUTE

## Units of Service by Funding Source

	Number of Clients/Contacts	Units of Service by Funding Source					
		Mental Health	Substance Abuse	Domestic Violence	Residential Care	Medicaid	Other
<b>Admitted Clients</b>							
Day Services							
Residential Treatment	65	0	8,692	0	0	0	0
Total	65	0	8,692	0	0	0	0

## Oklahoma Department of Mental Health and Substance Abuse Services

**Counts of Day and Hourly Services Provided by Funding Source for Each Agency During FY 2001**  
**EASTERN STATE HOSPITAL**

	Number of Clients/Contacts	Units of Service by Funding Source					Medicaid	Other
		Mental Health	Substance Abuse	Domestic Violence	Residential Care			
<b>Admitted Clients</b>								
Day Services								
Inpatient Hospitalization	442	65,523	0	0	0	0	3,758	
<b>Total</b>	<b>442</b>	<b>65,523</b>	<b>0</b>	<b>0</b>	<b>0</b>	<b>0</b>	<b>3,758</b>	
Hourly Services								
Assessment	122	106	0	0	0	0	7	
<b>Total</b>	<b>122</b>	<b>106</b>	<b>0</b>	<b>0</b>	<b>0</b>	<b>0</b>	<b>7</b>	

## Oklahoma Department of Mental Health and Substance Abuse Services

**Counts of Day and Hourly Services Provided by Funding Source for Each Agency During FY 2001**  
**EDMOND FAMILY SERVICES, INC.**

## Units of Service by Funding Source

	Number of Clients/Contacts	Units of Service by Funding Source					
		Mental Health	Substance Abuse	Domestic Violence	Residential Care	Medicaid	Other
<b>Admitted Clients</b>							
Hourly Services							
Assessment	55	0	117	0	0	0	0
Case Management	2	0	2	0	0	0	0
Counseling	102	0	749	0	0	0	0
Crisis Intervention	32	0	58	0	0	0	0
Rehabilitation	12	0	133	0	0	0	0
<b>Total</b>	<b>115</b>	<b>0</b>	<b>1,059</b>	<b>0</b>	<b>0</b>	<b>0</b>	<b>0</b>
<b>Contacts</b>							
Hourly Services							
Assessment	220	0	344	0	0	0	0
Counseling	21	0	35	0	0	0	0
Crisis Intervention	53	0	72	0	0	0	0
Early Intervention, Outreach	1	0	1	0	0	0	0
Rehabilitation	3	0	4	0	0	0	0
<b>Total</b>	<b>280</b>	<b>0</b>	<b>455</b>	<b>0</b>	<b>0</b>	<b>0</b>	<b>0</b>

## Oklahoma Department of Mental Health and Substance Abuse Services

## Counts of Day and Hourly Services Provided by Funding Source for Each Agency During FY 2001

## EDNA LEE'S RESIDENTIAL CARE

## Units of Service by Funding Source

	Number of Clients/Contacts	Units of Service by Funding Source					
		Mental Health	Substance Abuse	Domestic Violence	Residential Care	Medicaid	Other
<b>Admitted Clients</b>							
Day Services							
Housing	72	0	0	0	21,599	0	0
Total	72	0	0	0	21,599	0	0

## Oklahoma Department of Mental Health and Substance Abuse Services

## Counts of Day and Hourly Services Provided by Funding Source for Each Agency During FY 2001

## EDWIN FAIR CMHC

## Units of Service by Funding Source

	Number of Clients/Contacts	Units of Service by Funding Source					
		Mental Health	Substance Abuse	Domestic Violence	Residential Care	Medicaid	Other
<b>Admitted Clients</b>							
Day Services							
Housing	34	3,066	0	0	0	0	0
Inpatient Hospitalization	302	3,053	0	0	0	0	0
<b>Total</b>	<b>319</b>	<b>6,119</b>	<b>0</b>	<b>0</b>	<b>0</b>	<b>0</b>	<b>0</b>
Hourly Services							
Assessment	1,087	1,276	193	0	0	703	0
Case Management	395	1,158	0	0	0	716	0
Counseling	819	4,772	1,281	0	0	4,494	0
Crisis Intervention	438	691	8	0	0	181	0
Physician, Lab and Related Services	470	321	0	0	0	97	0
Rehabilitation	563	21,196	0	0	0	28,129	0
Vocational	23	180	0	0	0	317	0
<b>Total</b>	<b>1,437</b>	<b>29,593</b>	<b>1,481</b>	<b>0</b>	<b>0</b>	<b>34,636</b>	<b>0</b>
<b>Contacts</b>							
Hourly Services							
Assessment	23	21	0	0	0	1	0
Case Management	4	660	0	0	0	48	0
Counseling	2	1	0	0	0	1	0
Crisis Intervention	161	255	0	0	0	8	0
Early Intervention, Outreach	4	20	0	0	0	0	0
<b>Total</b>	<b>191</b>	<b>956</b>	<b>0</b>	<b>0</b>	<b>0</b>	<b>58</b>	<b>0</b>

## Oklahoma Department of Mental Health and Substance Abuse Services

## Counts of Day and Hourly Services Provided by Funding Source for Each Agency During FY 2001

## EL RENO RESIDENTIAL CARE

## Units of Service by Funding Source

	Number of Clients/Contacts	Units of Service by Funding Source					
		Mental Health	Substance Abuse	Domestic Violence	Residential Care	Medicaid	Other
<b>Admitted Clients</b>							
Day Services							
Housing	31	0	0	0	8,432	0	0
Total	31	0	0	0	8,432	0	0



## Oklahoma Department of Mental Health and Substance Abuse Services

## Counts of Day and Hourly Services Provided by Funding Source for Each Agency During FY 2001

## FAIR OAKS

	Number of Clients/Contacts	Units of Service by Funding Source					
		Mental Health	Substance Abuse	Domestic Violence	Residential Care	Medicaid	Other
<b>Admitted Clients</b>							
Day Services							
Housing	15	0	0	0	4,896	0	0
Total	15	0	0	0	4,896	0	0

## Oklahoma Department of Mental Health and Substance Abuse Services

**Counts of Day and Hourly Services Provided by Funding Source for Each Agency During FY 2001**  
**FAMILY CRISIS & COUNSELING CTR**

**Units of Service by Funding Source**

	Number of Clients/Contacts	Units of Service by Funding Source					
		Mental Health	Substance Abuse	Domestic Violence	Residential Care	Medicaid	Other
<b>Admitted Clients</b>							
Day Services							
Housing	81	0	0	1,104	0	0	0
<b>Total</b>	<b>81</b>	<b>0</b>	<b>0</b>	<b>1,104</b>	<b>0</b>	<b>0</b>	<b>0</b>
Hourly Services							
Assessment	266	0	0	337	0	0	23
Case Management	360	0	0	895	0	0	13
Counseling	321	0	0	2,104	0	0	1,158
Crisis Intervention	86	0	0	86	0	0	2
<b>Total</b>	<b>633</b>	<b>0</b>	<b>0</b>	<b>3,421</b>	<b>0</b>	<b>0</b>	<b>1,196</b>
<b>Contacts</b>							
Hourly Services							
Assessment	26	0	0	25	0	0	2
Case Management	115	0	0	140	0	0	3
Counseling	5	0	0	4	0	0	0
Crisis Intervention	94	0	0	301	0	0	7
Other Outpatient	40	0	0	1,330	0	0	0
<b>Total</b>	<b>260</b>	<b>0</b>	<b>0</b>	<b>1,800</b>	<b>0</b>	<b>0</b>	<b>11</b>

## Oklahoma Department of Mental Health and Substance Abuse Services

**Counts of Day and Hourly Services Provided by Funding Source for Each Agency During FY 2001**  
**FAMILY CRISIS CTR, INC.**

	Number of Clients/Contacts	Units of Service by Funding Source					
		Mental Health	Substance Abuse	Domestic Violence	Residential Care	Medicaid	Other
<b>Admitted Clients</b>							
Day Services							
Housing	182	0	0	1,674	0	0	0
<b>Total</b>	<b>182</b>	<b>0</b>	<b>0</b>	<b>1,674</b>	<b>0</b>	<b>0</b>	<b>0</b>
Hourly Services							
Assessment	463	0	60	467	0	0	0
Case Management	162	0	0	289	0	0	0
Counseling	489	0	3,684	5,679	0	0	1
Crisis Intervention	5	0	0	3	0	0	0
Rehabilitation	312	0	0	995	0	0	0
<b>Total</b>	<b>552</b>	<b>0</b>	<b>3,744</b>	<b>7,433</b>	<b>0</b>	<b>0</b>	<b>1</b>
<b>Contacts</b>							
Hourly Services							
Assessment	28	0	0	68	0	0	0
Case Management	6	0	0	2	0	0	0
Counseling	10	0	0	9	0	0	0
Crisis Intervention	21	0	0	115	0	0	0
Early Intervention, Outreach	40	0	31	138	0	0	0
Other Outpatient	49	0	0	1,127	0	0	0
Rehabilitation	1	0	0	2	0	0	0
<b>Total</b>	<b>126</b>	<b>0</b>	<b>31</b>	<b>1,461</b>	<b>0</b>	<b>0</b>	<b>0</b>

## Oklahoma Department of Mental Health and Substance Abuse Services

## Counts of Day and Hourly Services Provided by Funding Source for Each Agency During FY 2001

## FAMILY RESOURCE CENTER

	Number of Clients/Contacts	Units of Service by Funding Source					
		Mental Health	Substance Abuse	Domestic Violence	Residential Care	Medicaid	Other
<b>Admitted Clients</b>							
Day Services							
Housing	64	0	0	1,119	0	0	0
Total	64	0	0	1,119	0	0	0
Hourly Services							
Assessment	132	0	0	156	0	0	0
Case Management	146	0	0	543	0	0	0
Counseling	251	0	0	2,887	0	0	0
Crisis Intervention	49	0	0	74	0	0	0
Rehabilitation	31	0	0	68	0	0	0
Total	294	0	0	3,728	0	0	0
<b>Contacts</b>							
Hourly Services							
Assessment	38	0	0	37	0	0	0
Case Management	28	0	0	35	0	0	0
Counseling	8	0	0	8	0	0	0
Crisis Intervention	79	0	0	239	0	0	0
Early Intervention, Outreach	1	0	0	6	0	0	0
Total	127	0	0	324	0	0	0

## Oklahoma Department of Mental Health and Substance Abuse Services

## Counts of Day and Hourly Services Provided by Funding Source for Each Agency During FY 2001

### FAMILY SHELTER

#### Units of Service by Funding Source

	Number of Clients/Contacts	Units of Service by Funding Source					
		Mental Health	Substance Abuse	Domestic Violence	Residential Care	Medicaid	Other
<b>Admitted Clients</b>							
Day Services							
Housing	120	0	0	1,879	0	0	0
<b>Total</b>	<b>120</b>	<b>0</b>	<b>0</b>	<b>1,879</b>	<b>0</b>	<b>0</b>	<b>0</b>
Hourly Services							
Assessment	90	0	0	138	0	0	0
Case Management	47	0	0	151	0	0	0
Counseling	112	0	0	498	0	0	0
Crisis Intervention	61	0	0	28	0	0	0
Rehabilitation	17	0	0	84	0	0	0
<b>Total</b>	<b>138</b>	<b>0</b>	<b>0</b>	<b>899</b>	<b>0</b>	<b>0</b>	<b>0</b>
<b>Contacts</b>							
Hourly Services							
Assessment	8	0	0	6	0	0	0
Crisis Intervention	69	0	0	98	0	0	0
Early Intervention, Outreach	12	0	0	38	0	0	0
Other Outpatient	34	0	0	677	0	0	0
<b>Total</b>	<b>122</b>	<b>0</b>	<b>0</b>	<b>819</b>	<b>0</b>	<b>0</b>	<b>0</b>

## Oklahoma Department of Mental Health and Substance Abuse Services

**Counts of Day and Hourly Services Provided by Funding Source for Each Agency During FY 2001  
GATEWAY TO PREVENTION/RECOVERY**

**Units of Service by Funding Source**

	Number of Clients/Contacts	Units of Service by Funding Source					
		Mental Health	Substance Abuse	Domestic Violence	Residential Care	Medicaid	Other
<b>Admitted Clients</b>							
Hourly Services							
Assessment	128	0	158	0	0	0	0
Counseling	236	0	7,360	0	0	0	0
Crisis Intervention	1	0	1	0	0	0	0
Rehabilitation	22	0	47	0	0	0	0
<b>Total</b>	<b>241</b>	<b>0</b>	<b>7,565</b>	<b>0</b>	<b>0</b>	<b>0</b>	<b>0</b>
<b>Contacts</b>							
Hourly Services							
Assessment	228	0	237	0	0	0	0
Counseling	104	0	70	0	0	0	0
Crisis Intervention	1	0	1	0	0	0	0
Early Intervention, Outreach	7	0	606	0	0	0	0
<b>Total</b>	<b>259</b>	<b>0</b>	<b>913</b>	<b>0</b>	<b>0</b>	<b>0</b>	<b>0</b>

## Oklahoma Department of Mental Health and Substance Abuse Services

## Counts of Day and Hourly Services Provided by Funding Source for Each Agency During FY 2001

## GRAND LAKE M.H.C.

## Units of Service by Funding Source

	Number of Clients/Contacts	Units of Service by Funding Source					
		Mental Health	Substance Abuse	Domestic Violence	Residential Care	Medicaid	Other
<b>Admitted Clients</b>							
Day Services							
Crisis Stabilization	570	1,811	0	0	0	745	4
Inpatient Hospitalization	167	2,112	0	0	0	0	0
<b>Total</b>	<b>580</b>	<b>3,923</b>	<b>0</b>	<b>0</b>	<b>0</b>	<b>745</b>	<b>4</b>
Hourly Services							
Case Management	647	3,281	0	0	0	22	0
Counseling	1,156	6,418	0	0	0	4,964	0
Crisis Intervention	733	1,073	0	0	0	200	0
Physician, Lab and Related Services	1,053	322	0	0	0	324	0
Rehabilitation	992	87,809	0	0	0	228,379	0
Assessment	1,715	944	0	0	0	147	0
<b>Total</b>	<b>2,167</b>	<b>99,848</b>	<b>0</b>	<b>0</b>	<b>0</b>	<b>234,036</b>	<b>0</b>
<b>Contacts</b>							
Hourly Services							
Assessment	78	79	0	0	0	4	0
Case Management	1	49	0	0	0	57	0
Counseling	22	2	0	0	0	17	0
Crisis Intervention	213	273	0	0	0	12	0
Early Intervention, Outreach	16	143	0	0	0	0	2
<b>Total</b>	<b>327</b>	<b>545</b>	<b>0</b>	<b>0</b>	<b>0</b>	<b>89</b>	<b>2</b>

## Oklahoma Department of Mental Health and Substance Abuse Services

## Counts of Day and Hourly Services Provided by Funding Source for Each Agency During FY 2001

## GREEN ACRES

	Number of Clients/Contacts	Units of Service by Funding Source					
		Mental Health	Substance Abuse	Domestic Violence	Residential Care	Medicaid	Other
<b>Admitted Clients</b>							
Day Services							
Housing	25	0	0	0	7,629	0	0
Total	25	0	0	0	7,629	0	0



## Oklahoma Department of Mental Health and Substance Abuse Services

**Counts of Day and Hourly Services Provided by Funding Source for Each Agency During FY 2001**  
**GREEN COUNTRY BEHAVIORAL HEALTH SERVICES**

**Units of Service by Funding Source**

	Number of Clients/Contacts	Units of Service by Funding Source					Medicaid	Other
		Mental Health	Substance Abuse	Domestic Violence	Residential Care			
<b>Admitted Clients</b>								
Day Services								
Crisis Stabilization	298	1,039	0	0	0	528	0	
Housing	40	0	0	0	10,109	0	0	
Inpatient Hospitalization	9	114	0	0	0	0	0	
<b>Total</b>	<b>326</b>	<b>1,153</b>	<b>0</b>	<b>0</b>	<b>10,109</b>	<b>528</b>	<b>0</b>	
Hourly Services								
Assessment	1,047	1,198	94	0	0	344	0	
Case Management	316	478	0	0	0	112	0	
Counseling	827	6,180	2,734	0	0	5,614	0	
Crisis Intervention	208	205	11	0	0	51	0	
Physician, Lab and Related Services	569	848	0	0	0	498	0	
Rehabilitation	486	20,305	0	0	0	31,806	0	
<b>Total</b>	<b>1,320</b>	<b>29,211</b>	<b>2,838</b>	<b>0</b>	<b>0</b>	<b>38,425</b>	<b>0</b>	
<b>Contacts</b>								
Hourly Services								
Assessment	495	456	4	0	0	31	0	
Case Management	5	34	0	0	0	0	0	
Counseling	11	11	0	0	0	0	0	
Crisis Intervention	103	111	0	0	0	9	0	
Early Intervention, Outreach	16	167	17	0	0	0	0	
Rehabilitation	3	4	0	0	0	0	0	
<b>Total</b>	<b>608</b>	<b>782</b>	<b>21</b>	<b>0</b>	<b>0</b>	<b>40</b>	<b>0</b>	

## Oklahoma Department of Mental Health and Substance Abuse Services

## Counts of Day and Hourly Services Provided by Funding Source for Each Agency During FY 2001

## GRIFFIN MEMORIAL HOSPITAL

	Number of Clients/Contacts	Units of Service by Funding Source					
		Mental Health	Substance Abuse	Domestic Violence	Residential Care	Medicaid	Other
<b>Admitted Clients</b>							
Day Services							
Inpatient Hospitalization	2,243	29,741	0	0	0	4,461	26,573
Total	2,243	29,741	0	0	0	4,461	26,573
Hourly Services							
Assessment	356	134	0	0	0	24	83
Total	356	134	0	0	0	24	83

## Oklahoma Department of Mental Health and Substance Abuse Services

## Counts of Day and Hourly Services Provided by Funding Source for Each Agency During FY 2001

## HAV-TAPINC DBA, THE HARBOR

## Units of Service by Funding Source

	Number of Clients/Contacts	Units of Service by Funding Source					
		Mental Health	Substance Abuse	Domestic Violence	Residential Care	Medicaid	Other
<b>Admitted Clients</b>							
Day Services							
Housing	60	0	0	0	16,528	0	0
Total	60	0	0	0	16,528	0	0

## Oklahoma Department of Mental Health and Substance Abuse Services

## Counts of Day and Hourly Services Provided by Funding Source for Each Agency During FY 2001 HELP-IN-CRISIS, INC.

### Units of Service by Funding Source

	Number of Clients/Contacts	Units of Service by Funding Source					
		Mental Health	Substance Abuse	Domestic Violence	Residential Care	Medicaid	Other
<b>Admitted Clients</b>							
Day Services							
Housing	197	0	0	4,506	0	0	0
<b>Total</b>	<b>197</b>	<b>0</b>	<b>0</b>	<b>4,506</b>	<b>0</b>	<b>0</b>	<b>0</b>
Hourly Services							
Assessment	19	0	0	5	0	0	4
Case Management	133	0	0	290	0	0	105
Counseling	237	0	0	1,754	0	0	540
Crisis Intervention	160	0	0	201	0	0	89
Rehabilitation	151	0	0	1,338	0	0	50
<b>Total</b>	<b>318</b>	<b>0</b>	<b>0</b>	<b>3,588</b>	<b>0</b>	<b>0</b>	<b>787</b>
<b>Contacts</b>							
Hourly Services							
Assessment	4	0	0	8	0	0	5
Counseling	1	0	0	1	0	0	0
Crisis Intervention	506	0	0	267	0	0	250
Early Intervention, Outreach	23	0	0	84	0	0	33
Other Outpatient	38	0	0	245	0	0	1
<b>Total</b>	<b>569</b>	<b>0</b>	<b>0</b>	<b>606</b>	<b>0</b>	<b>0</b>	<b>290</b>

## Oklahoma Department of Mental Health and Substance Abuse Services

## Counts of Day and Hourly Services Provided by Funding Source for Each Agency During FY 2001

**HIGH CEDAR RESIDENTIAL CARE**

	Number of Clients/Contacts	Units of Service by Funding Source					Medicaid	Other
		Mental Health	Substance Abuse	Domestic Violence	Residential Care			
<b>Admitted Clients</b>								
Day Services								
Housing	24	0	0	0	7,257	0	0	
Total	24	0	0	0	7,257	0	0	

## Oklahoma Department of Mental Health and Substance Abuse Services

**Counts of Day and Hourly Services Provided by Funding Source for Each Agency During FY 2001**  
**HOMINY HEALTH SRVCS CTR INC.**

**Units of Service by Funding Source**

	Number of Clients/Contacts	Units of Service by Funding Source					
		Mental Health	Substance Abuse	Domestic Violence	Residential Care	Medicaid	Other
<b>Admitted Clients</b>							
Hourly Services							
Assessment	147	53	283	0	0	0	0
Counseling	170	407	2,330	0	0	0	0
Crisis Intervention	23	10	29	0	0	0	0
Rehabilitation	40	0	142	0	0	0	0
<b>Total</b>	<b>173</b>	<b>470</b>	<b>2,783</b>	<b>0</b>	<b>0</b>	<b>0</b>	<b>0</b>
<b>Contacts</b>							
Hourly Services							
Assessment	65	15	91	0	0	0	0
Counseling	40	5	50	0	0	0	0
Crisis Intervention	41	22	56	0	0	0	0
Early Intervention, Outreach	1	0	3	0	0	0	0
Rehabilitation	2	0	3	0	0	0	0
<b>Total</b>	<b>116</b>	<b>42</b>	<b>202</b>	<b>0</b>	<b>0</b>	<b>0</b>	<b>0</b>

## Oklahoma Department of Mental Health and Substance Abuse Services

**Counts of Day and Hourly Services Provided by Funding Source for Each Agency During FY 2001**  
**HOPE COMMUNITY SERVICES, INC.**

**Units of Service by Funding Source**

	Number of Clients/Contacts	Units of Service by Funding Source					
		Mental Health	Substance Abuse	Domestic Violence	Residential Care	Medicaid	Other
<b>Admitted Clients</b>							
Day Services							
Housing	236	30,370	0	0	0	0	0
<b>Total</b>	<b>236</b>	<b>30,370</b>	<b>0</b>	<b>0</b>	<b>0</b>	<b>0</b>	<b>0</b>
Hourly Services							
Assessment	658	664	0	0	0	56	4
Case Management	469	1,546	0	0	0	1,148	14
Counseling	428	855	0	0	0	1,765	19
Crisis Intervention	44	37	0	0	0	14	1
Other Outpatient	1	2	0	0	0	0	0
Physician, Lab and Related Services	437	151	0	0	0	16	2
Rehabilitation	578	22,929	0	0	0	12,612	79
Vocational	38	1,656	0	0	0	0	2
<b>Total</b>	<b>1,003</b>	<b>27,840</b>	<b>0</b>	<b>0</b>	<b>0</b>	<b>15,611</b>	<b>121</b>
<b>Contacts</b>							
Hourly Services							
Assessment	431	252	0	0	0	25	1
Case Management	1	1	0	0	0	0	0
Counseling	1	1	0	0	0	0	0
Crisis Intervention	8	4	0	0	0	0	0
Early Intervention, Outreach	1	11	0	0	0	3	0
<b>Total</b>	<b>440</b>	<b>268</b>	<b>0</b>	<b>0</b>	<b>0</b>	<b>27</b>	<b>1</b>

## Oklahoma Department of Mental Health and Substance Abuse Services

Counts of Day and Hourly Services Provided by Funding Source for Each Agency During FY 2001  
**HOUSE OF HOPE, INC.**

	Number of Clients/Contacts	Units of Service by Funding Source					
		Mental Health	Substance Abuse	Domestic Violence	Residential Care	Medicaid	Other
<b>Admitted Clients</b>							
Day Services							
Residential Treatment	112	0	2,521	0	0	0	0
Total	112	0	2,521	0	0	0	0
Hourly Services							
Assessment	70	0	144	0	0	0	0
Counseling	23	0	287	0	0	0	0
Total	73	0	431	0	0	0	0



## Oklahoma Department of Mental Health and Substance Abuse Services

## Counts of Day and Hourly Services Provided by Funding Source for Each Agency During FY 2001

**HUMAN SKILLS & RESOURCES**

	Number of Clients/Contacts	Units of Service by Funding Source					
		Mental Health	Substance Abuse	Domestic Violence	Residential Care	Medicaid	Other
<b>Admitted Clients</b>							
Hourly Services							
Assessment	10	0	11	0	0	0	0
Counseling	12	0	1,696	0	0	0	0
<b>Total</b>	<b>12</b>	<b>0</b>	<b>1,707</b>	<b>0</b>	<b>0</b>	<b>0</b>	<b>0</b>

## Oklahoma Department of Mental Health and Substance Abuse Services

**Counts of Day and Hourly Services Provided by Funding Source for Each Agency During FY 2001**  
**INDIAN HEALTH CARE RESOURCE CENTER**

**Units of Service by Funding Source**

	Number of Clients/Contacts	Units of Service by Funding Source					Medicaid	Other
		Mental Health	Substance Abuse	Domestic Violence	Residential Care			
<b>Admitted Clients</b>								
Hourly Services								
Assessment	218	0	446	0	0	0	0	0
Case Management	2	0	5	0	0	0	0	0
Counseling	224	0	2,194	0	0	0	0	0
Crisis Intervention	3	0	3	0	0	0	0	0
Rehabilitation	188	0	820	0	0	0	0	0
<b>Total</b>	<b>291</b>	<b>0</b>	<b>3,467</b>	<b>0</b>	<b>0</b>	<b>0</b>	<b>0</b>	<b>0</b>
<b>Contacts</b>								
Hourly Services								
Assessment	107	0	197	0	0	0	0	0
Counseling	17	0	24	0	0	0	0	0
Crisis Intervention	6	0	6	0	0	0	0	0
Rehabilitation	2	0	10	0	0	0	0	0
<b>Total</b>	<b>128</b>	<b>0</b>	<b>237</b>	<b>0</b>	<b>0</b>	<b>0</b>	<b>0</b>	<b>0</b>

## Oklahoma Department of Mental Health and Substance Abuse Services

## Counts of Day and Hourly Services Provided by Funding Source for Each Agency During FY 2001

## JIM TALIAFERRO CMHC

## Units of Service by Funding Source

	Number of Clients/Contacts	Units of Service by Funding Source					Medicaid	Other
		Mental Health	Substance Abuse	Domestic Violence	Residential Care			
<b>Admitted Clients</b>								
Day Services								
Crisis Stabilization	150	28	0	0	0	13	34	
Housing	40	1,207	0	0	0	0	445	
Inpatient Hospitalization	444	1,705	0	0	0	409	1,949	
<b>Total</b>	<b>575</b>	<b>2,940</b>	<b>0</b>	<b>0</b>	<b>0</b>	<b>422</b>	<b>2,428</b>	
Hourly Services								
Rehabilitation	552	3,904	0	0	0	14,227	14,242	
Vocational	14	0	0	0	0	0	169	
Assessment	1,882	464	0	0	0	473	1,532	
Case Management	889	659	0	0	0	1,334	2,552	
Counseling	1,698	6,493	0	0	0	6,351	8,864	
Crisis Intervention	304	70	0	0	0	6	38	
Other Outpatient	1	0	0	0	0	0	1	
Physician, Lab and Related Services	1,135	331	0	0	0	438	764	
<b>Total</b>	<b>2,830</b>	<b>11,922</b>	<b>0</b>	<b>0</b>	<b>0</b>	<b>22,829</b>	<b>28,161</b>	
<b>Contacts</b>								
Hourly Services								
Assessment	90	0	0	0	0	0	28	
Counseling	1	0	0	0	0	0	1	
Crisis Intervention	287	69	0	0	0	0	32	
Early Intervention, Outreach	1	1	0	0	0	0	0	
<b>Total</b>	<b>376</b>	<b>69</b>	<b>0</b>	<b>0</b>	<b>0</b>	<b>0</b>	<b>61</b>	

## Oklahoma Department of Mental Health and Substance Abuse Services

## Counts of Day and Hourly Services Provided by Funding Source for Each Agency During FY 2001

### KIAMICHI COUNCIL ON ALCOHOLISM

#### Units of Service by Funding Source

	Number of Clients/Contacts	Units of Service by Funding Source					Medicaid	Other
		Mental Health	Substance Abuse	Domestic Violence	Residential Care			
<b>Admitted Clients</b>								
Hourly Services								
Assessment	388	0	1,055	0	0	0	0	0
Case Management	249	0	375	0	0	0	0	0
Counseling	437	0	3,276	0	0	0	0	0
Crisis Intervention	174	0	340	0	0	0	0	0
Other Day Services	6	0	33	0	0	0	0	0
Rehabilitation	344	0	921	0	0	0	0	0
<b>Total</b>	<b>461</b>	<b>0</b>	<b>5,998</b>	<b>0</b>	<b>0</b>	<b>0</b>	<b>0</b>	<b>0</b>
<b>Contacts</b>								
Hourly Services								
Assessment	713	0	717	0	0	0	0	0
Case Management	298	0	169	0	0	0	0	0
Counseling	920	0	787	0	0	0	0	0
Crisis Intervention	392	0	946	0	0	0	0	0
Early Intervention, Outreach	20	0	65	0	0	0	0	0
Rehabilitation	63	0	39	0	0	0	0	0
<b>Total</b>	<b>1,354</b>	<b>0</b>	<b>2,724</b>	<b>0</b>	<b>0</b>	<b>0</b>	<b>0</b>	<b>0</b>

## Oklahoma Department of Mental Health and Substance Abuse Services

## Counts of Day and Hourly Services Provided by Funding Source for Each Agency During FY 2001

## LAKE FRANCIS RETIREMENT CENTER

## Units of Service by Funding Source

	Number of Clients/Contacts	Units of Service by Funding Source					
		Mental Health	Substance Abuse	Domestic Violence	Residential Care	Medicaid	Other
<b>Admitted Clients</b>							
Day Services							
Housing	53	0	0	0	10,665	0	0
Total	53	0	0	0	10,665	0	0

## Oklahoma Department of Mental Health and Substance Abuse Services

## Counts of Day and Hourly Services Provided by Funding Source for Each Agency During FY 2001

## LARI'S RES CARE

## Units of Service by Funding Source

	Number of Clients/Contacts	Units of Service by Funding Source					Medicaid	Other
		Mental Health	Substance Abuse	Domestic Violence	Residential Care			
<b>Admitted Clients</b>								
Day Services								
Housing	36	0	0	0	7,921	0	0	
Total	36	0	0	0	7,921	0	0	

## Oklahoma Department of Mental Health and Substance Abuse Services

## Counts of Day and Hourly Services Provided by Funding Source for Each Agency During FY 2001 LASTSTOP

### Units of Service by Funding Source

	Number of Clients/Contacts	Units of Service by Funding Source					
		Mental Health	Substance Abuse	Domestic Violence	Residential Care	Medicaid	Other
<b>Admitted Clients</b>							
Hourly Services							
Assessment	194	0	576	0	0	0	0
Counseling	242	0	31,279	0	0	0	0
Total	242	0	31,855	0	0	0	0

## Oklahoma Department of Mental Health and Substance Abuse Services

## Counts of Day and Hourly Services Provided by Funding Source for Each Agency During FY 2001

## LATINO COMMUNITY DEV. AGENCY

## Units of Service by Funding Source

	Number of Clients/Contacts	Units of Service by Funding Source					
		Mental Health	Substance Abuse	Domestic Violence	Residential Care	Medicaid	Other
<b>Admitted Clients</b>							
Hourly Services							
Counseling	12	0	74	0	0	0	0
Total	12	0	74	0	0	0	0



## Oklahoma Department of Mental Health and Substance Abuse Services

## Counts of Day and Hourly Services Provided by Funding Source for Each Agency During FY 2001

## LEFLORE COUNTY YOUTH &amp; FAMILY SERVICES, INC.

## Units of Service by Funding Source

	Number of Clients/Contacts	Units of Service by Funding Source					
		Mental Health	Substance Abuse	Domestic Violence	Residential Care	Medicaid	Other
<b>Admitted Clients</b>							
Hourly Services							
Rehabilitation	194	0	3,474	0	0	0	0
Total	194	0	3,474	0	0	0	0

## Oklahoma Department of Mental Health and Substance Abuse Services

## Counts of Day and Hourly Services Provided by Funding Source for Each Agency During FY 2001

## LIFE IMPROVEMENT CENTER

## Units of Service by Funding Source

	Number of Clients/Contacts	Units of Service by Funding Source					
		Mental Health	Substance Abuse	Domestic Violence	Residential Care	Medicaid	Other
<b>Admitted Clients</b>							
Hourly Services							
Assessment	400	0	759	0	0	0	0
Counseling	430	0	6,354	0	0	0	0
Total	433	0	7,113	0	0	0	0

## Oklahoma Department of Mental Health and Substance Abuse Services

**Counts of Day and Hourly Services Provided by Funding Source for Each Agency During FY 2001**  
**LOGAN COUNTY YOUTH AND FAMILY SERVICES INC.**

**Units of Service by Funding Source**

	Number of Clients/Contacts	Units of Service by Funding Source					
		Mental Health	Substance Abuse	Domestic Violence	Residential Care	Medicaid	Other
<b>Admitted Clients</b>							
Hourly Services							
Crisis Intervention	25	0	42	0	0	0	0
Assessment	61	0	151	0	0	0	0
Counseling	73	0	1,662	0	0	0	0
<b>Total</b>	<b>77</b>	<b>0</b>	<b>1,854</b>	<b>0</b>	<b>0</b>	<b>0</b>	<b>0</b>
<b>Contacts</b>							
Hourly Services							
Assessment	41	0	82	0	0	0	0
Counseling	118	0	350	0	0	0	0
Crisis Intervention	26	0	74	0	0	0	0
Early Intervention, Outreach	27	0	128	0	0	0	0
<b>Total</b>	<b>188</b>	<b>0</b>	<b>634</b>	<b>0</b>	<b>0</b>	<b>0</b>	<b>0</b>

## Oklahoma Department of Mental Health and Substance Abuse Services

## Counts of Day and Hourly Services Provided by Funding Source for Each Agency During FY 2001

**MEADOW BROOK RESCARE**

## Units of Service by Funding Source

	Number of Clients/Contacts	Units of Service by Funding Source					
		Mental Health	Substance Abuse	Domestic Violence	Residential Care	Medicaid	Other
<b>Admitted Clients</b>							
Day Services							
Housing	74	0	0	0	5,637	0	0
Total	74	0	0	0	5,637	0	0

## Oklahoma Department of Mental Health and Substance Abuse Services

## Counts of Day and Hourly Services Provided by Funding Source for Each Agency During FY 2001

### MENTAL HEALTH SERVICES OF SOUTHERN OKLAHOMA

#### Units of Service by Funding Source

	Number of Clients/Contacts	Units of Service by Funding Source					
		Mental Health	Substance Abuse	Domestic Violence	Residential Care	Medicaid	Other
<b>Admitted Clients</b>							
Day Services							
Detox	137	0	610	0	0	0	0
Housing	5	439	0	0	0	0	0
Inpatient Hospitalization	361	1,654	0	0	0	0	0
Residential Treatment	228	0	5,225	0	0	0	0
<b>Total</b>	<b>709</b>	<b>2,093</b>	<b>5,835</b>	<b>0</b>	<b>0</b>	<b>0</b>	<b>0</b>
Hourly Services							
Assessment	1,975	1,394	305	0	0	825	37
Case Management	531	471	2	0	0	330	4
Counseling	2,298	8,081	812	0	0	4,293	250
Crisis Intervention	650	533	71	0	0	191	8
Physician, Lab and Related Services	1,031	828	0	0	0	4	1
Rehabilitation	651	27,317	0	0	0	126,096	722
<b>Total</b>	<b>3,106</b>	<b>38,624</b>	<b>1,190</b>	<b>0</b>	<b>0</b>	<b>131,738</b>	<b>1,021</b>
<b>Contacts</b>							
Hourly Services							
Assessment	153	256	2	0	0	0	1
Case Management	4	195	0	0	0	1	0
Counseling	303	330	9	0	0	26	4
Crisis Intervention	231	399	2	0	0	12	0
Early Intervention, Outreach	1	828	0	0	0	652	1
Rehabilitation	24	26	0	0	0	1	1
<b>Total</b>	<b>677</b>	<b>2,033</b>	<b>13</b>	<b>0</b>	<b>0</b>	<b>691</b>	<b>6</b>

Oklahoma Department of Mental Health and Substance Abuse Services  
**Counts of Day and Hourly Services Provided by Funding Source for Each Agency During FY 2001**  
**METRO TULSA SUBSTANCE ABUSE SERVICES**

	Number of Clients/Contacts	Units of Service by Funding Source					
		Mental Health	Substance Abuse	Domestic Violence	Residential Care	Medicaid	Other
<b>Admitted Clients</b>							
Day Services							
Detox	828	0	5,744	0	0	0	0
<b>Total</b>	<b>828</b>	<b>0</b>	<b>5,744</b>	<b>0</b>	<b>0</b>	<b>0</b>	<b>0</b>
Hourly Services							
Assessment	444	0	1,123	0	0	0	0
Case Management	75	0	621	0	0	0	0
Counseling	590	0	18,031	0	0	0	0
Crisis Intervention	29	0	31	0	0	0	0
<b>Total</b>	<b>631</b>	<b>0</b>	<b>19,805</b>	<b>0</b>	<b>0</b>	<b>0</b>	<b>0</b>
<b>Contacts</b>							
Hourly Services							
Assessment	258	0	460	0	0	0	0
Counseling	15	0	170	0	0	0	0
Crisis Intervention	11	0	12	0	0	0	0
Early Intervention, Outreach	19	0	2,474	0	0	0	0
<b>Total</b>	<b>291</b>	<b>0</b>	<b>3,115</b>	<b>0</b>	<b>0</b>	<b>0</b>	<b>0</b>

## Oklahoma Department of Mental Health and Substance Abuse Services

Counts of Day and Hourly Services Provided by Funding Source for Each Agency During FY 2001  
**MILLER COZY HOME, INC.**

## Units of Service by Funding Source

	Number of Clients/Contacts	Units of Service by Funding Source					Medicaid	Other
		Mental Health	Substance Abuse	Domestic Violence	Residential Care			
<b>Admitted Clients</b>								
Day Services								
Housing	69	0	0	0	17,548	0	0	
Total	69	0	0	0	17,548	0	0	

## Oklahoma Department of Mental Health and Substance Abuse Services

## Counts of Day and Hourly Services Provided by Funding Source for Each Agency During FY 2001 MONARCH, INC.

### Units of Service by Funding Source

	Number of Clients/Contacts	Units of Service by Funding Source					
		Mental Health	Substance Abuse	Domestic Violence	Residential Care	Medicaid	Other
<b>Admitted Clients</b>							
Day Services							
Detox	30	0	88	0	0	0	0
Housing	84	0	3,246	0	0	0	0
Residential Treatment	155	0	4,767	0	0	0	0
<b>Total</b>	<b>232</b>	<b>0</b>	<b>8,101</b>	<b>0</b>	<b>0</b>	<b>0</b>	<b>0</b>
Hourly Services							
Assessment	195	0	244	0	0	0	0
Counseling	69	0	2,822	0	0	0	0
Crisis Intervention	1	0	1	0	0	0	0
<b>Total</b>	<b>226</b>	<b>0</b>	<b>3,066</b>	<b>0</b>	<b>0</b>	<b>0</b>	<b>0</b>
<b>Contacts</b>							
Hourly Services							
Other Outpatient	1	0	14	0	0	0	0
<b>Total</b>	<b>1</b>	<b>0</b>	<b>14</b>	<b>0</b>	<b>0</b>	<b>0</b>	<b>0</b>



## Oklahoma Department of Mental Health and Substance Abuse Services

Counts of Day and Hourly Services Provided by Funding Source for Each Agency During FY 2001  
**MOORE ALCOHOL AND DRUG CENTER**

## Units of Service by Funding Source

	Number of Clients/Contacts	Units of Service by Funding Source					
		Mental Health	Substance Abuse	Domestic Violence	Residential Care	Medicaid	Other
<b>Admitted Clients</b>							
Hourly Services							
Assessment	18	0	24	0	0	0	0
Counseling	192	0	3,653	0	0	0	0
Crisis Intervention	19	0	23	0	0	0	0
Total	192	0	3,699	0	0	0	0
<b>Contacts</b>							
Hourly Services							
Crisis Intervention	1	0	548	0	0	0	0
Early Intervention, Outreach	8	0	1,420	0	0	0	0
Total	9	0	1,968	0	0	0	0

## Oklahoma Department of Mental Health and Substance Abuse Services

**Counts of Day and Hourly Services Provided by Funding Source for Each Agency During FY 2001**  
**MUSKOGEE CO COUNCIL YTH SV**

**Units of Service by Funding Source**

	Number of Clients/Contacts	Units of Service by Funding Source					Medicaid	Other
		Mental Health	Substance Abuse	Domestic Violence	Residential Care			
<b>Admitted Clients</b>								
Hourly Services								
Assessment	42	0	118	0	0	0	0	
Case Management	8	0	9	0	0	0	0	
Counseling	44	0	1,171	0	0	0	0	
Crisis Intervention	3	0	3	0	0	0	0	
Rehabilitation	15	0	55	0	0	0	0	
<b>Total</b>	<b>49</b>	<b>0</b>	<b>1,355</b>	<b>0</b>	<b>0</b>	<b>0</b>	<b>0</b>	
<b>Contacts</b>								
Hourly Services								
Assessment	540	0	689	0	0	0	0	
Counseling	18	0	22	0	0	0	0	
Early Intervention, Outreach	19	0	87	0	0	0	0	
Rehabilitation	12	0	12	0	0	0	0	
<b>Total</b>	<b>561</b>	<b>0</b>	<b>809</b>	<b>0</b>	<b>0</b>	<b>0</b>	<b>0</b>	

## Oklahoma Department of Mental Health and Substance Abuse Services

**Counts of Day and Hourly Services Provided by Funding Source for Each Agency During FY 2001**  
**N.E. OK COUNCIL ON ALCOHOLISM**

	Number of Clients/Contacts	Units of Service by Funding Source					
		Mental Health	Substance Abuse	Domestic Violence	Residential Care	Medicaid	Other
<b>Admitted Clients</b>							
Day Services							
Housing	1	0	19	0	0	0	0
Residential Treatment	122	0	2,920	0	0	0	0
<b>Total</b>	<b>123</b>	<b>0</b>	<b>2,939</b>	<b>0</b>	<b>0</b>	<b>0</b>	<b>0</b>
Hourly Services							
Assessment	1	0	2	0	0	0	0
Counseling	354	0	5,150	0	0	0	0
<b>Total</b>	<b>354</b>	<b>0</b>	<b>5,152</b>	<b>0</b>	<b>0</b>	<b>0</b>	<b>0</b>
<b>Contacts</b>							
Hourly Services							
Assessment	2	0	3	0	0	0	0
<b>Total</b>	<b>2</b>	<b>0</b>	<b>3</b>	<b>0</b>	<b>0</b>	<b>0</b>	<b>0</b>

## Oklahoma Department of Mental Health and Substance Abuse Services

## Counts of Day and Hourly Services Provided by Funding Source for Each Agency During FY 2001

### N.W. DOMESTIC CRISIS SERVICES

#### Units of Service by Funding Source

	Number of Clients/Contacts	Units of Service by Funding Source					
		Mental Health	Substance Abuse	Domestic Violence	Residential Care	Medicaid	Other
<b>Admitted Clients</b>							
Day Services							
Housing	148	0	0	2,077	0	0	0
<b>Total</b>	<b>148</b>	<b>0</b>	<b>0</b>	<b>2,077</b>	<b>0</b>	<b>0</b>	<b>0</b>
Hourly Services							
Assessment	133	0	0	207	0	0	0
Case Management	215	0	0	2,026	0	0	0
Counseling	210	0	0	3,701	0	0	0
Crisis Intervention	30	0	0	19	0	0	0
Rehabilitation	30	0	0	223	0	0	0
<b>Total</b>	<b>290</b>	<b>0</b>	<b>0</b>	<b>6,176</b>	<b>0</b>	<b>0</b>	<b>0</b>
<b>Contacts</b>							
Hourly Services							
Assessment	2	0	0	13	0	0	0
Case Management	1	0	0	1	0	0	0
Crisis Intervention	6	0	0	428	0	0	0
Early Intervention, Outreach	4	0	0	47	0	0	0
Other Outpatient	28	0	0	15,080	0	0	0
<b>Total</b>	<b>38</b>	<b>0</b>	<b>0</b>	<b>15,568</b>	<b>0</b>	<b>0</b>	<b>0</b>

## Oklahoma Department of Mental Health and Substance Abuse Services

**Counts of Day and Hourly Services Provided by Funding Source for Each Agency During FY 2001**  
**NAIC CENTER OF OKLAHOMA ALCOHOL & DRUG SERVICES, INC.**

## Units of Service by Funding Source

	Number of Clients/Contacts	Units of Service by Funding Source					Medicaid	Other
		Mental Health	Substance Abuse	Domestic Violence	Residential Care			
<b>Admitted Clients</b>								
Hourly Services								
Assessment	438	0	1,270	0	0	0	0	0
Case Management	2	0	2	0	0	0	0	0
Counseling	385	0	13,406	0	0	0	0	0
Crisis Intervention	40	0	67	0	0	0	0	0
Rehabilitation	357	0	3,461	0	0	0	0	0
<b>Total</b>	<b>504</b>	<b>0</b>	<b>18,205</b>	<b>0</b>	<b>0</b>	<b>0</b>	<b>0</b>	<b>0</b>
<b>Contacts</b>								
Hourly Services								
Assessment	365	0	419	0	0	0	0	0
Counseling	2	0	3	0	0	0	0	0
Crisis Intervention	42	0	79	0	0	0	0	0
Early Intervention, Outreach	17	0	468	0	0	0	0	0
Rehabilitation	169	0	805	0	0	0	0	0
<b>Total</b>	<b>534</b>	<b>0</b>	<b>1,772</b>	<b>0</b>	<b>0</b>	<b>0</b>	<b>0</b>	<b>0</b>

## Oklahoma Department of Mental Health and Substance Abuse Services

## Counts of Day and Hourly Services Provided by Funding Source for Each Agency During FY 2001

## NATIVE AMERICAN CENTER OF RECOVERY

## Units of Service by Funding Source

	Number of Clients/Contacts	Units of Service by Funding Source					Medicaid	Other
		Mental Health	Substance Abuse	Domestic Violence	Residential Care			
<b>Admitted Clients</b>								
Hourly Services								
Assessment	16	0	16	0	0	0	0	
Counseling	73	0	2,253	0	0	0	0	
<b>Total</b>	<b>75</b>	<b>0</b>	<b>2,269</b>	<b>0</b>	<b>0</b>	<b>0</b>	<b>0</b>	

## Oklahoma Department of Mental Health and Substance Abuse Services

## Counts of Day and Hourly Services Provided by Funding Source for Each Agency During FY 2001 NEW BEGINNING

### Units of Service by Funding Source

	Number of Clients/Contacts	Units of Service by Funding Source					
		Mental Health	Substance Abuse	Domestic Violence	Residential Care	Medicaid	Other
<b>Admitted Clients</b>							
Day Services							
Housing	47	0	0	0	7,403	0	0
Total	47	0	0	0	7,403	0	0

## Oklahoma Department of Mental Health and Substance Abuse Services

## Counts of Day and Hourly Services Provided by Funding Source for Each Agency During FY 2001

### NEW DIRECTIONS

#### Units of Service by Funding Source

	Number of Clients/Contacts	Units of Service by Funding Source					
		Mental Health	Substance Abuse	Domestic Violence	Residential Care	Medicaid	Other
<b>Admitted Clients</b>							
Hourly Services							
Counseling	30	0	1,613	0	0	0	0
Assessment	31	0	62	0	0	0	0
Total	31	0	1,675	0	0	0	0



## Oklahoma Department of Mental Health and Substance Abuse Services

**Counts of Day and Hourly Services Provided by Funding Source for Each Agency During FY 2001**  
**NEW DIRECTIONS, INC.**

**Units of Service by Funding Source**

	Number of Clients/Contacts	Units of Service by Funding Source					
		Mental Health	Substance Abuse	Domestic Violence	Residential Care	Medicaid	Other
<b>Admitted Clients</b>							
Day Services							
Housing	467	0	0	5,551	0	0	0
Total	467	0	0	5,551	0	0	0
Hourly Services							
Assessment	325	0	0	383	0	0	0
Case Management	29	0	0	22	0	0	0
Counseling	358	0	0	4,037	0	0	0
Crisis Intervention	426	0	0	299	0	0	0
Rehabilitation	197	0	0	1,653	0	0	0
Total	552	0	0	6,395	0	0	0
<b>Contacts</b>							
Hourly Services							
Crisis Intervention	610	0	0	428	0	0	0
Other Outpatient	5	0	0	44	0	0	0
Total	615	0	0	473	0	0	0

## Oklahoma Department of Mental Health and Substance Abuse Services

## Counts of Day and Hourly Services Provided by Funding Source for Each Agency During FY 2001

### NEW HOPE OF MANGUM

#### Units of Service by Funding Source

	Number of Clients/Contacts	Units of Service by Funding Source					
		Mental Health	Substance Abuse	Domestic Violence	Residential Care	Medicaid	Other
<b>Admitted Clients</b>							
Day Services							
Housing	43	0	2,193	0	0	0	0
Residential Treatment	244	0	5,825	0	0	0	0
<b>Total</b>	<b>273</b>	<b>0</b>	<b>8,018</b>	<b>0</b>	<b>0</b>	<b>0</b>	<b>0</b>
Hourly Services							
Assessment	237	0	454	0	0	0	0
Counseling	324	0	19,111	0	0	0	0
Crisis Intervention	11	0	13	0	0	0	0
<b>Total</b>	<b>359</b>	<b>0</b>	<b>19,578</b>	<b>0</b>	<b>0</b>	<b>0</b>	<b>0</b>
<b>Contacts</b>							
Hourly Services							
Assessment	240	0	289	0	0	0	0
Counseling	3	0	5	0	0	0	0
Crisis Intervention	17	0	22	0	0	0	0
Early Intervention, Outreach	1	0	3	0	0	0	0
Rehabilitation	17	0	27	0	0	0	0
<b>Total</b>	<b>266</b>	<b>0</b>	<b>346</b>	<b>0</b>	<b>0</b>	<b>0</b>	<b>0</b>

## Oklahoma Department of Mental Health and Substance Abuse Services

**Counts of Day and Hourly Services Provided by Funding Source for Each Agency During FY 2001**  
**NORMAN ALCOHOL AND DRUG TREATMENT CENTER**

## Units of Service by Funding Source

	Number of Clients/Contacts	Units of Service by Funding Source					
		Mental Health	Substance Abuse	Domestic Violence	Residential Care	Medicaid	Other
<b>Admitted Clients</b>							
Day Services							
Housing	95	0	6,043	0	0	0	6
Residential Treatment	693	0	16,521	0	0	32	1,009
<b>Total</b>	<b>718</b>	<b>0</b>	<b>22,564</b>	<b>0</b>	<b>0</b>	<b>32</b>	<b>1,015</b>
Hourly Services							
Crisis Intervention	52	0	6	0	0	0	0
<b>Total</b>	<b>52</b>	<b>0</b>	<b>6</b>	<b>0</b>	<b>0</b>	<b>0</b>	<b>0</b>
<b>Contacts</b>							
Hourly Services							
Crisis Intervention	1,059	0	101	0	0	0	0
<b>Total</b>	<b>1,059</b>	<b>0</b>	<b>101</b>	<b>0</b>	<b>0</b>	<b>0</b>	<b>0</b>

## Oklahoma Department of Mental Health and Substance Abuse Services

## Counts of Day and Hourly Services Provided by Funding Source for Each Agency During FY 2001

### NORTH CARE CENTER

#### Units of Service by Funding Source

	Number of Clients/Contacts	Units of Service by Funding Source					Medicaid	Other
		Mental Health	Substance Abuse	Domestic Violence	Residential Care			
<b>Admitted Clients</b>								
Hourly Services								
Assessment	1,254	1,809	46	0	0	687	3	
Case Management	478	1,314	0	0	0	538	0	
Counseling	665	3,768	1,144	0	0	4,334	0	
Crisis Intervention	48	66	1	0	0	6	0	
Other Outpatient	4	8	0	0	0	0	0	
Physician, Lab and Related Services	585	472	0	0	0	49	0	
Rehabilitation	129	12,132	0	0	0	16,530	0	
Vocational	22	99	0	0	0	0	0	
<b>Total</b>	<b>1,395</b>	<b>19,666</b>	<b>1,191</b>	<b>0</b>	<b>0</b>	<b>22,142</b>	<b>3</b>	
<b>Contacts</b>								
Hourly Services								
Assessment	1,449	809	0	0	0	12	0	
Case Management	2	9	0	0	0	0	0	
Counseling	32	44	0	0	0	7	0	
Crisis Intervention	73	66	0	0	0	1	0	
Early Intervention, Outreach	12	146	0	0	0	0	0	
Other Outpatient	3	40	0	0	0	0	0	
Physician, Lab and Related Services	1	13	0	0	0	0	0	
Rehabilitation	1	3	0	0	0	0	0	
<b>Total</b>	<b>1,536</b>	<b>1,128</b>	<b>0</b>	<b>0</b>	<b>0</b>	<b>20</b>	<b>0</b>	

## Oklahoma Department of Mental Health and Substance Abuse Services

Counts of Day and Hourly Services Provided by Funding Source for Each Agency During FY 2001  
**NORTH FORK RESIDENTIAL CARE**

## Units of Service by Funding Source

	Number of Clients/Contacts	Units of Service by Funding Source					
		Mental Health	Substance Abuse	Domestic Violence	Residential Care	Medicaid	Other
<b>Admitted Clients</b>							
Day Services							
Housing	79	0	0	0	18,814	0	0
Total	79	0	0	0	18,814	0	0

## Oklahoma Department of Mental Health and Substance Abuse Services

**Counts of Day and Hourly Services Provided by Funding Source for Each Agency During FY 2001  
NW SUBSTANCE TREATMENT CENTER**

	Number of Clients/Contacts	Units of Service by Funding Source					
		Mental Health	Substance Abuse	Domestic Violence	Residential Care	Medicaid	Other
<b>Admitted Clients</b>							
Day Services							
Residential Treatment	102	0	6,456	0	0	0	0
<b>Total</b>	<b>102</b>	<b>0</b>	<b>6,456</b>	<b>0</b>	<b>0</b>	<b>0</b>	<b>0</b>
Hourly Services							
Assessment	34	0	36	0	0	0	0
Counseling	163	0	11,697	0	0	0	0
<b>Total</b>	<b>163</b>	<b>0</b>	<b>11,733</b>	<b>0</b>	<b>0</b>	<b>0</b>	<b>0</b>
<b>Contacts</b>							
Hourly Services							
Assessment	115	0	115	0	0	0	0
Counseling	1	0	1	0	0	0	0
<b>Total</b>	<b>116</b>	<b>0</b>	<b>116</b>	<b>0</b>	<b>0</b>	<b>0</b>	<b>0</b>

Oklahoma Department of Mental Health and Substance Abuse Services  
**Counts of Day and Hourly Services Provided by Funding Source for Each Agency During FY 2001**  
**OK COUNTY CRISIS INTERVENTION CENTER**

	Number of Clients/Contacts	Units of Service by Funding Source					
		Mental Health	Substance Abuse	Domestic Violence	Residential Care	Medicaid	Other
<b>Admitted Clients</b>							
Day Services							
Crisis Stabilization	1,859	7,048	0	0	0	1,181	810
Total	1,859	7,048	0	0	0	1,181	810
Hourly Services							
Crisis Intervention	549	345	0	0	0	44	49
Total	549	345	0	0	0	44	49
<b>Contacts</b>							
Hourly Services							
Crisis Intervention	1,636	832	0	0	0	119	184
Total	1,636	832	0	0	0	119	184

## Oklahoma Department of Mental Health and Substance Abuse Services

## Counts of Day and Hourly Services Provided by Funding Source for Each Agency During FY 2001

## OKLAHOMA YOUTH CENTER

## Units of Service by Funding Source

	Number of Clients/Contacts	Units of Service by Funding Source					
		Mental Health	Substance Abuse	Domestic Violence	Residential Care	Medicaid	Other
<b>Admitted Clients</b>							
Day Services							
Inpatient Hospitalization	289	366	0	0	0	3,916	872
Residential Treatment	129	319	0	0	0	1,606	242
<b>Total</b>	<b>306</b>	<b>685</b>	<b>0</b>	<b>0</b>	<b>0</b>	<b>5,522</b>	<b>1,114</b>



## Oklahoma Department of Mental Health and Substance Abuse Services

**Counts of Day and Hourly Services Provided by Funding Source for Each Agency During FY 2001**  
**OKLMULGEE COUNTY FAMILY RESOURCE CENTER INC.**

## Units of Service by Funding Source

	Number of Clients/Contacts	Units of Service by Funding Source					
		Mental Health	Substance Abuse	Domestic Violence	Residential Care	Medicaid	Other
<b>Admitted Clients</b>							
Day Services							
Housing	147	0	0	2,123	0	0	0
<b>Total</b>	<b>147</b>	<b>0</b>	<b>0</b>	<b>2,123</b>	<b>0</b>	<b>0</b>	<b>0</b>
Hourly Services							
Assessment	133	0	0	198	0	0	7
Case Management	152	0	0	943	0	0	0
Counseling	194	0	0	1,764	0	0	381
Crisis Intervention	16	0	0	21	0	0	0
Rehabilitation	97	0	0	1,506	0	0	0
<b>Total</b>	<b>265</b>	<b>0</b>	<b>0</b>	<b>4,432</b>	<b>0</b>	<b>0</b>	<b>388</b>
<b>Contacts</b>							
Hourly Services							
Other Outpatient	8	0	0	54	0	0	4
Assessment	1	0	0	0	0	0	0
Crisis Intervention	26	0	0	84	0	0	0
Early Intervention, Outreach	5	0	0	10	0	0	5
<b>Total</b>	<b>39</b>	<b>0</b>	<b>0</b>	<b>148</b>	<b>0</b>	<b>0</b>	<b>8</b>

## Oklahoma Department of Mental Health and Substance Abuse Services

## Counts of Day and Hourly Services Provided by Funding Source for Each Agency During FY 2001 OPPORTUNITIES, INC.

### Units of Service by Funding Source

	Number of Clients/Contacts	Units of Service by Funding Source					
		Mental Health	Substance Abuse	Domestic Violence	Residential Care	Medicaid	Other
<b>Admitted Clients</b>							
Day Services							
Detox	35	0	119	0	0	0	0
Housing	44	0	3,108	0	0	0	0
Residential Treatment	189	0	4,608	0	0	0	0
<b>Total</b>	<b>202</b>	<b>0</b>	<b>7,835</b>	<b>0</b>	<b>0</b>	<b>0</b>	<b>0</b>
Hourly Services							
Assessment	5	0	9	0	0	0	0
Counseling	6	0	45	0	0	0	0
<b>Total</b>	<b>6</b>	<b>0</b>	<b>54</b>	<b>0</b>	<b>0</b>	<b>0</b>	<b>0</b>

## Oklahoma Department of Mental Health and Substance Abuse Services

## Counts of Day and Hourly Services Provided by Funding Source for Each Agency During FY 2001

## ORCHARD GROVE

## Units of Service by Funding Source

	Number of Clients/Contacts	Units of Service by Funding Source					
		Mental Health	Substance Abuse	Domestic Violence	Residential Care	Medicaid	Other
<b>Admitted Clients</b>							
Day Services							
Housing	25	0	0	0	4,604	0	0
Total	25	0	0	0	4,604	0	0

## Oklahoma Department of Mental Health and Substance Abuse Services

## Counts of Day and Hourly Services Provided by Funding Source for Each Agency During FY 2001

## PADEN RESIDENTIAL CARE

	Number of Clients/Contacts	Units of Service by Funding Source					Medicaid	Other
		Mental Health	Substance Abuse	Domestic Violence	Residential Care			
<b>Admitted Clients</b>								
Day Services								
Housing	57	0	0	0	12,548	0	0	
Total	57	0	0	0	12,548	0	0	

## Oklahoma Department of Mental Health and Substance Abuse Services

**Counts of Day and Hourly Services Provided by Funding Source for Each Agency During FY 2001**  
**PARKSIDE, INC.**

**Units of Service by Funding Source**

	Number of Clients/Contacts	Units of Service by Funding Source					Medicaid	Other
		Mental Health	Substance Abuse	Domestic Violence	Residential Care			
<b>Admitted Clients</b>								
Day Services								
Crisis Stabilization	1,090	2,995	766	0	0	365	0	
Housing	226	11,557	0	0	0	0	0	
Inpatient Hospitalization	476	8,613	0	0	0	1	0	
<b>Total</b>	<b>1,247</b>	<b>23,165</b>	<b>766</b>	<b>0</b>	<b>0</b>	<b>366</b>	<b>0</b>	
Hourly Services								
Assessment	3,599	5,896	488	0	0	175	0	
Case Management	1,895	5,609	82	0	0	1,175	0	
Counseling	1,411	6,987	1,157	0	0	627	0	
Crisis Intervention	2,440	4,526	509	0	0	359	0	
Other Outpatient	10	37	0	0	0	1	0	
Physicain, Lab and Related Services	2,284	2,387	0	0	0	33	0	
Rehabilitation	1,049	38,785	0	0	0	6,091	0	
<b>Total</b>	<b>4,589</b>	<b>64,226</b>	<b>2,235</b>	<b>0</b>	<b>0</b>	<b>8,461</b>	<b>0</b>	
<b>Contacts</b>								
Hourly Services								
Assessment	236	334	0	0	0	374	0	
Crisis Intervention	43	3,165	1	0	0	2	0	
Early Intervention, Outreach	17	1,326	0	0	0	0	0	
Physicain, Lab and Related Services	2	1	0	0	0	0	0	
<b>Total</b>	<b>293</b>	<b>4,826</b>	<b>1</b>	<b>0</b>	<b>0</b>	<b>376</b>	<b>0</b>	

## Oklahoma Department of Mental Health and Substance Abuse Services

**Counts of Day and Hourly Services Provided by Funding Source for Each Agency During FY 2001**  
**PAYNE CO COUNSELING SVC,INC.**

**Units of Service by Funding Source**

	Number of Clients/Contacts	Units of Service by Funding Source					
		Mental Health	Substance Abuse	Domestic Violence	Residential Care	Medicaid	Other
<b>Admitted Clients</b>							
Hourly Services							
Assessment	165	0	222	0	0	0	0
Case Management	239	0	516	0	0	0	0
Counseling	49	0	1,189	0	0	0	0
Rehabilitation	2	0	26	0	0	0	0
<b>Total</b>	<b>256</b>	<b>0</b>	<b>1,952</b>	<b>0</b>	<b>0</b>	<b>0</b>	<b>0</b>
<b>Contacts</b>							
Hourly Services							
Assessment	433	0	404	0	0	0	0
Case Management	386	0	504	0	0	0	0
Early Intervention, Outreach	2	0	17	0	0	0	0
<b>Total</b>	<b>703</b>	<b>0</b>	<b>925</b>	<b>0</b>	<b>0</b>	<b>0</b>	<b>0</b>

## Oklahoma Department of Mental Health and Substance Abuse Services

## Counts of Day and Hourly Services Provided by Funding Source for Each Agency During FY 2001

## PRAGUE ASSISTED LIVING CTR

## Units of Service by Funding Source

	Number of Clients/Contacts	Units of Service by Funding Source					
		Mental Health	Substance Abuse	Domestic Violence	Residential Care	Medicaid	Other
<b>Admitted Clients</b>							
Day Services							
Housing	52	0	0	0	13,506	0	0
Total	52	0	0	0	13,506	0	0

## Oklahoma Department of Mental Health and Substance Abuse Services

Counts of Day and Hourly Services Provided by Funding Source for Each Agency During FY 2001  
**PROJECT HEARTLAND**

## Units of Service by Funding Source

	Number of Clients/Contacts	Units of Service by Funding Source					
		Mental Health	Substance Abuse	Domestic Violence	Residential Care	Medicaid	Other
<b>Contacts</b>							
Hourly Services							
Counseling	249	754	0	0	0	0	0
Crisis Intervention	452	1,199	0	0	0	0	0
Early Intervention, Outreach	28	472	0	0	0	0	0
Other Outpatient	57	1,242	0	0	0	0	0
Total	604	3,667	0	0	0	0	0



## Oklahoma Department of Mental Health and Substance Abuse Services

**Counts of Day and Hourly Services Provided by Funding Source for Each Agency During FY 2001  
PROJECT SAFE, INC.**

**Units of Service by Funding Source**

	Number of Clients/Contacts	Units of Service by Funding Source					
		Mental Health	Substance Abuse	Domestic Violence	Residential Care	Medicaid	Other
<b>Admitted Clients</b>							
Day Services							
Housing	158	0	0	1,596	0	0	0
Total	158	0	0	1,596	0	0	0
Hourly Services							
Counseling	272	0	0	3,300	0	0	0
Crisis Intervention	39	0	0	35	0	0	0
Assessment	239	0	0	174	0	0	0
Case Management	51	0	0	119	0	0	0
Total	363	0	0	3,628	0	0	0
<b>Contacts</b>							
Hourly Services							
Assessment	2	0	0	1	0	0	0
Case Management	195	0	0	90	0	0	0
Counseling	2	0	0	4	0	0	0
Crisis Intervention	294	0	0	342	0	0	0
Early Intervention, Outreach	1	0	0	7	0	0	0
Other Outpatient	13	0	0	84	0	0	0
Total	472	0	0	527	0	0	0

## Oklahoma Department of Mental Health and Substance Abuse Services

## Counts of Day and Hourly Services Provided by Funding Source for Each Agency During FY 2001

## RAMBLING ROSE RESIDENTIAL CARE

## Units of Service by Funding Source

	Number of Clients/Contacts	Units of Service by Funding Source					Medicaid	Other
		Mental Health	Substance Abuse	Domestic Violence	Residential Care			
<b>Admitted Clients</b>								
Day Services								
Housing	25	0	0	0	6,221	0	0	
Total	25	0	0	0	6,221	0	0	

## Oklahoma Department of Mental Health and Substance Abuse Services

## Counts of Day and Hourly Services Provided by Funding Source for Each Agency During FY 2001

## RED ROCK BEHAVIORAL HEALTH SVC

## Units of Service by Funding Source

	Number of Clients/Contacts	Units of Service by Funding Source					
		Mental Health	Substance Abuse	Domestic Violence	Residential Care	Medicaid	Other
<b>Admitted Clients</b>							
Day Services							
Crisis Stabilization	1	1	0	0	0	0	0
Housing	85	16,009	0	0	0	0	0
Residential Treatment	11	0	1,753	0	0	0	0
<b>Total</b>	<b>93</b>	<b>16,010</b>	<b>1,753</b>	<b>0</b>	<b>0</b>	<b>0</b>	<b>0</b>
Hourly Services							
Assessment	1,409	1,381	39	0	0	499	10
Case Management	554	1,349	12	0	0	1,046	14
Counseling	791	3,951	707	0	0	5,018	31
Crisis Intervention	97	117	8	0	0	0	0
Physicain, Lab and Related Services	579	660	0	0	0	89	42
Rehabilitation	455	27,474	0	0	0	27,699	148
Vocational	15	160	0	0	0	0	0
<b>Total</b>	<b>1,665</b>	<b>35,092</b>	<b>765</b>	<b>0</b>	<b>0</b>	<b>34,351</b>	<b>243</b>
<b>Contacts</b>							
Hourly Services							
Assessment	481	671	3	0	0	41	0
Case Management	43	47	0	0	0	94	0
Counseling	19	37	0	0	0	98	0
Crisis Intervention	11	559	1	0	0	0	0
Early Intervention, Outreach	1	583	171	0	0	0	1
Other Outpatient	1	3	0	0	0	0	0
Physicain, Lab and Related Services	42	22	0	0	0	15	0
Rehabilitation	30	490	0	0	0	2,418	7
Vocational	1	8	0	0	0	0	0
<b>Total</b>	<b>506</b>	<b>2,418</b>	<b>175</b>	<b>0</b>	<b>0</b>	<b>2,665</b>	<b>8</b>

## Oklahoma Department of Mental Health and Substance Abuse Services

## Counts of Day and Hourly Services Provided by Funding Source for Each Agency During FY 2001 RED ROCK WEST

### Units of Service by Funding Source

	Number of Clients/Contacts	Units of Service by Funding Source					
		Mental Health	Substance Abuse	Domestic Violence	Residential Care	Medicaid	Other
<b>Admitted Clients</b>							
Day Services							
Crisis Stabilization	364	1,123	0	0	0	510	0
Housing	30	3,031	0	0	0	0	0
<b>Total</b>	<b>369</b>	<b>4,154</b>	<b>0</b>	<b>0</b>	<b>0</b>	<b>510</b>	<b>0</b>
Hourly Services							
Other Outpatient	3	13	0	0	0	5	0
Physician, Lab and Related Services	303	244	0	0	0	178	0
Rehabilitation	264	15,912	0	0	0	33,098	0
Vocational	79	1,838	0	0	0	9	0
Assessment	680	440	40	0	0	251	0
Case Management	81	118	0	0	0	161	0
Counseling	550	2,388	262	0	0	1,545	0
Crisis Intervention	450	722	15	0	0	0	0
<b>Total</b>	<b>931</b>	<b>21,674</b>	<b>317</b>	<b>0</b>	<b>0</b>	<b>35,246</b>	<b>0</b>
<b>Contacts</b>							
Hourly Services							
Assessment	155	205	0	0	0	0	0
Case Management	1	53	0	0	0	0	0
Counseling	3	3	0	0	0	0	0
Crisis Intervention	163	271	0	0	0	0	0
Early Intervention, Outreach	1	7	0	0	0	0	0
<b>Total</b>	<b>312</b>	<b>537</b>	<b>0</b>	<b>0</b>	<b>0</b>	<b>0</b>	<b>0</b>

## Oklahoma Department of Mental Health and Substance Abuse Services

Counts of Day and Hourly Services Provided by Funding Source for Each Agency During FY 2001  
**ROADBACK, INC.**

## Units of Service by Funding Source

	Number of Clients/Contacts	Units of Service by Funding Source					
		Mental Health	Substance Abuse	Domestic Violence	Residential Care	Medicaid	Other
<b>Admitted Clients</b>							
Day Services							
Detox	253	0	846	0	0	0	0
Housing	88	0	7,455	0	0	0	0
<b>Total</b>	<b>323</b>	<b>0</b>	<b>8,301</b>	<b>0</b>	<b>0</b>	<b>0</b>	<b>0</b>

## Oklahoma Department of Mental Health and Substance Abuse Services

**Counts of Day and Hourly Services Provided by Funding Source for Each Agency During FY 2001**  
**ROGERS CO COMMUNITY SERVICES**

**Units of Service by Funding Source**

	Number of Clients/Contacts	Units of Service by Funding Source					
		Mental Health	Substance Abuse	Domestic Violence	Residential Care	Medicaid	Other
<b>Admitted Clients</b>							
Day Services							
Housing	107	0	0	2,540	0	0	0
<b>Total</b>	<b>107</b>	<b>0</b>	<b>0</b>	<b>2,540</b>	<b>0</b>	<b>0</b>	<b>0</b>
Hourly Services							
Assessment	141	0	0	212	0	0	0
Case Management	128	0	0	601	0	0	0
Counseling	239	0	0	1,186	0	0	0
Crisis Intervention	102	0	0	183	0	0	0
Rehabilitation	19	0	0	78	0	0	0
<b>Total</b>	<b>321</b>	<b>0</b>	<b>0</b>	<b>2,260</b>	<b>0</b>	<b>0</b>	<b>0</b>
<b>Contacts</b>							
Hourly Services							
Assessment	56	0	0	69	0	0	0
Counseling	20	0	0	21	0	0	0
Crisis Intervention	141	0	0	282	0	0	0
Other Outpatient	17	0	0	562	0	0	0
<b>Total</b>	<b>219</b>	<b>0</b>	<b>0</b>	<b>933</b>	<b>0</b>	<b>0</b>	<b>0</b>

Oklahoma Department of Mental Health and Substance Abuse Services  
**Counts of Day and Hourly Services Provided by Funding Source for Each Agency During FY 2001**  
**ROGERS COUNTY DRUG ABUSE PROGRAM, INC.**

	Number of Clients/Contacts	Units of Service by Funding Source					
		Mental Health	Substance Abuse	Domestic Violence	Residential Care	Medicaid	Other
<b>Admitted Clients</b>							
Hourly Services							
Assessment	103	0	230	0	0	0	0
Counseling	107	0	1,966	0	0	0	0
Rehabilitation	89	0	763	0	0	0	0
<b>Total</b>	<b>146</b>	<b>0</b>	<b>2,958</b>	<b>0</b>	<b>0</b>	<b>0</b>	<b>0</b>
<b>Contacts</b>							
Hourly Services							
Assessment	72	0	139	0	0	0	0
Counseling	11	0	17	0	0	0	0
Crisis Intervention	1	0	3	0	0	0	0
Early Intervention, Outreach	12	0	64	0	0	0	0
<b>Total</b>	<b>90</b>	<b>0</b>	<b>223</b>	<b>0</b>	<b>0</b>	<b>0</b>	<b>0</b>

## Oklahoma Department of Mental Health and Substance Abuse Services

## Counts of Day and Hourly Services Provided by Funding Source for Each Agency During FY 2001

### S.O.S. FOR FAMILIES

	Number of Clients/Contacts	Units of Service by Funding Source					
		Mental Health	Substance Abuse	Domestic Violence	Residential Care	Medicaid	Other
<b>Admitted Clients</b>							
Day Services							
Housing	77	0	0	1,792	0	0	0
<b>Total</b>	<b>77</b>	<b>0</b>	<b>0</b>	<b>1,792</b>	<b>0</b>	<b>0</b>	<b>0</b>
Hourly Services							
Assessment	318	0	0	272	0	0	0
Case Management	146	0	0	247	0	0	0
Counseling	365	0	0	3,824	0	0	0
Crisis Intervention	54	0	0	55	0	0	0
Rehabilitation	64	0	0	395	0	0	0
<b>Total</b>	<b>396</b>	<b>0</b>	<b>0</b>	<b>4,793</b>	<b>0</b>	<b>0</b>	<b>0</b>
<b>Contacts</b>							
Hourly Services							
Assessment	41	0	0	22	0	0	0
Case Management	29	0	0	28	0	0	0
Counseling	15	0	0	23	0	0	0
Crisis Intervention	84	0	0	107	0	0	0
Early Intervention, Outreach	8	0	0	20	0	0	0
Other Outpatient	36	0	0	703	0	0	0
<b>Total</b>	<b>163</b>	<b>0</b>	<b>0</b>	<b>903</b>	<b>0</b>	<b>0</b>	<b>0</b>



## Oklahoma Department of Mental Health and Substance Abuse Services

**Counts of Day and Hourly Services Provided by Funding Source for Each Agency During FY 2001**  
**S.W. YOUTH & FAMILY SERVICES**

**Units of Service by Funding Source**

	Number of Clients/Contacts	Units of Service by Funding Source					Medicaid	Other
		Mental Health	Substance Abuse	Domestic Violence	Residential Care			
<b>Admitted Clients</b>								
Hourly Services								
Assessment	103	0	290	0	0	0	0	
Counseling	122	0	2,306	0	0	0	0	
Crisis Intervention	46	0	91	0	0	0	0	
Rehabilitation	4	0	8	0	0	0	0	
<b>Total</b>	<b>142</b>	<b>0</b>	<b>2,695</b>	<b>0</b>	<b>0</b>	<b>0</b>	<b>0</b>	
<b>Contacts</b>								
Hourly Services								
Assessment	68	0	130	0	0	0	0	
Counseling	5	0	7	0	0	0	0	
Crisis Intervention	94	0	175	0	0	0	0	
Early Intervention, Outreach	14	0	61	0	0	0	0	
Rehabilitation	3	0	38	0	0	0	0	
<b>Total</b>	<b>169</b>	<b>0</b>	<b>411</b>	<b>0</b>	<b>0</b>	<b>0</b>	<b>0</b>	

## Oklahoma Department of Mental Health and Substance Abuse Services

## Counts of Day and Hourly Services Provided by Funding Source for Each Agency During FY 2001

## SAFE HAVEN

	Number of Clients/Contacts	Units of Service by Funding Source					
		Mental Health	Substance Abuse	Domestic Violence	Residential Care	Medicaid	Other
<b>Admitted Clients</b>							
Day Services							
Housing	84	14,015	0	0	0	0	0
Total	84	14,015	0	0	0	0	0
<b>Contacts</b>							
Hourly Services							
Crisis Intervention	1	4	0	0	0	0	0
Early Intervention, Outreach	12	602	0	0	0	0	0
Total	13	605	0	0	0	0	0

## Oklahoma Department of Mental Health and Substance Abuse Services

## Counts of Day and Hourly Services Provided by Funding Source for Each Agency During FY 2001

## SANTE FE RESIDENTIAL CARE

## Units of Service by Funding Source

	Number of Clients/Contacts	Units of Service by Funding Source					
		Mental Health	Substance Abuse	Domestic Violence	Residential Care	Medicaid	Other
<b>Admitted Clients</b>							
Day Services							
Housing	26	0	0	0	7,910	0	0
Total	26	0	0	0	7,910	0	0

## Oklahoma Department of Mental Health and Substance Abuse Services

**Counts of Day and Hourly Services Provided by Funding Source for Each Agency During FY 2001**  
**SECOND CHANCE CDU**

**Units of Service by Funding Source**

	Number of Clients/Contacts	Units of Service by Funding Source					
		Mental Health	Substance Abuse	Domestic Violence	Residential Care	Medicaid	Other
<b>Admitted Clients</b>							
Day Services							
Housing	24	0	1,422	0	0	0	0
Residential Treatment	125	0	7,248	0	0	0	0
<b>Total</b>	<b>127</b>	<b>0</b>	<b>8,670</b>	<b>0</b>	<b>0</b>	<b>0</b>	<b>0</b>
Hourly Services							
Assessment	1	0	2	0	0	0	0
Counseling	1	0	2	0	0	0	0
Crisis Intervention	1	0	2	0	0	0	0
<b>Total</b>	<b>1</b>	<b>0</b>	<b>6</b>	<b>0</b>	<b>0</b>	<b>0</b>	<b>0</b>

## Oklahoma Department of Mental Health and Substance Abuse Services

## Counts of Day and Hourly Services Provided by Funding Source for Each Agency During FY 2001

## SHERRYS OLD FASHIONED R &amp; B

## Units of Service by Funding Source

	Number of Clients/Contacts	Units of Service by Funding Source					
		Mental Health	Substance Abuse	Domestic Violence	Residential Care	Medicaid	Other
<b>Admitted Clients</b>							
Day Services							
Housing	20	0	0	0	5,235	0	0
Total	20	0	0	0	5,235	0	0

## Oklahoma Department of Mental Health and Substance Abuse Services

Counts of Day and Hourly Services Provided by Funding Source for Each Agency During FY 2001  
**SOUTHWEST RETIREMENT HOME, INC**

## Units of Service by Funding Source

	Number of Clients/Contacts	Units of Service by Funding Source					
		Mental Health	Substance Abuse	Domestic Violence	Residential Care	Medicaid	Other
<b>Admitted Clients</b>							
Day Services							
Housing	66	6,103	0	0	12,473	0	0
Total	66	6,103	0	0	12,473	0	0

## Oklahoma Department of Mental Health and Substance Abuse Services

**Counts of Day and Hourly Services Provided by Funding Source for Each Agency During FY 2001  
STARTING POINT II, INC.**

	Number of Clients/Contacts	Units of Service by Funding Source					
		Mental Health	Substance Abuse	Domestic Violence	Residential Care	Medicaid	Other
<b>Admitted Clients</b>							
Day Services							
Detox	461	0	1,700	0	0	0	0
Total	461	0	1,700	0	0	0	0
Hourly Services							
Counseling	62	0	569	0	0	0	0
Crisis Intervention	2	0	2	0	0	0	0
Total	62	0	571	0	0	0	0
<b>Contacts</b>							
Hourly Services							
Crisis Intervention	4	0	255	0	0	0	0
Total	4	0	255	0	0	0	0

## Oklahoma Department of Mental Health and Substance Abuse Services

**Counts of Day and Hourly Services Provided by Funding Source for Each Agency During FY 2001**  
**STEPHENS COUNTY VOLUNTEERS FOR CRISIS INTERVENTION**

	Number of Clients/Contacts	Units of Service by Funding Source					
		Mental Health	Substance Abuse	Domestic Violence	Residential Care	Medicaid	Other
<b>Admitted Clients</b>							
Day Services							
Housing	118	0	0	241	0	0	0
<b>Total</b>	<b>118</b>	<b>0</b>	<b>0</b>	<b>241</b>	<b>0</b>	<b>0</b>	<b>0</b>
Hourly Services							
Assessment	335	0	0	227	0	0	0
Case Management	272	0	0	378	0	0	0
Counseling	222	0	0	1,916	0	0	0
Crisis Intervention	117	0	0	138	0	0	0
Rehabilitation	163	0	0	265	0	0	0
<b>Total</b>	<b>425</b>	<b>0</b>	<b>0</b>	<b>2,924</b>	<b>0</b>	<b>0</b>	<b>0</b>
<b>Contacts</b>							
Hourly Services							
Assessment	11	0	0	12	0	0	0
Case Management	16	0	0	6	0	0	0
Counseling	10	0	0	5	0	0	0
Crisis Intervention	43	0	0	130	0	0	0
Other Outpatient	9	0	0	178	0	0	0
Rehabilitation	17	0	0	10	0	0	0
<b>Total</b>	<b>66</b>	<b>0</b>	<b>0</b>	<b>341</b>	<b>0</b>	<b>0</b>	<b>0</b>



## Oklahoma Department of Mental Health and Substance Abuse Services

**Counts of Day and Hourly Services Provided by Funding Source for Each Agency During FY 2001**  
**STILLWATER DOMESTIC VIOLENCE SERVICE INC.**

**Units of Service by Funding Source**

	Number of Clients/Contacts	Units of Service by Funding Source					
		Mental Health	Substance Abuse	Domestic Violence	Residential Care	Medicaid	Other
<b>Admitted Clients</b>							
Day Services							
Housing	131	0	0	1,653	0	0	0
<b>Total</b>	<b>131</b>	<b>0</b>	<b>0</b>	<b>1,653</b>	<b>0</b>	<b>0</b>	<b>0</b>
Hourly Services							
Assessment	196	0	0	187	0	0	124
Case Management	263	0	0	1,514	0	0	46
Counseling	295	0	0	1,252	0	0	2,056
Crisis Intervention	211	0	0	389	0	0	83
Rehabilitation	179	0	0	601	0	0	795
<b>Total</b>	<b>443</b>	<b>0</b>	<b>0</b>	<b>3,943</b>	<b>0</b>	<b>0</b>	<b>3,105</b>
<b>Contacts</b>							
Hourly Services							
Other Outpatient	42	0	0	563	0	0	0
Counseling	1	0	0	0	0	0	1
Crisis Intervention	360	0	0	994	0	0	185
Early Intervention, Outreach	2	0	0	5	0	0	0
<b>Total</b>	<b>405</b>	<b>0</b>	<b>0</b>	<b>1,562</b>	<b>0</b>	<b>0</b>	<b>186</b>

## Oklahoma Department of Mental Health and Substance Abuse Services

Counts of Day and Hourly Services Provided by Funding Source for Each Agency During FY 2001  
**STREET SCHOOL, INC.**

## Units of Service by Funding Source

	Number of Clients/Contacts	Units of Service by Funding Source					
		Mental Health	Substance Abuse	Domestic Violence	Residential Care	Medicaid	Other
<b>Admitted Clients</b>							
Hourly Services							
Other Day Services	33	0	18,840	0	0	0	0
Total	33	0	18,840	0	0	0	0

## Oklahoma Department of Mental Health and Substance Abuse Services

## Counts of Day and Hourly Services Provided by Funding Source for Each Agency During FY 2001

## SUGAR MOUNTAIN RETREAT

## Units of Service by Funding Source

	Number of Clients/Contacts	Units of Service by Funding Source					
		Mental Health	Substance Abuse	Domestic Violence	Residential Care	Medicaid	Other
<b>Admitted Clients</b>							
Day Services							
Housing	111	0	0	0	17,860	0	0
Total	111	0	0	0	17,860	0	0

## Oklahoma Department of Mental Health and Substance Abuse Services

Counts of Day and Hourly Services Provided by Funding Source for Each Agency During FY 2001  
**SUNNY ACRES BOARDING MANOR, INC.**

## Units of Service by Funding Source

	Number of Clients/Contacts	Units of Service by Funding Source					
		Mental Health	Substance Abuse	Domestic Violence	Residential Care	Medicaid	Other
<b>Admitted Clients</b>							
Day Services							
Housing	39	0	0	0	11,249	0	0
Total	39	0	0	0	11,249	0	0

## Oklahoma Department of Mental Health and Substance Abuse Services

## Counts of Day and Hourly Services Provided by Funding Source for Each Agency During FY 2001

## SUNNY ACRES RESIDENTIAL CARE

	Number of Clients/Contacts	Units of Service by Funding Source					
		Mental Health	Substance Abuse	Domestic Violence	Residential Care	Medicaid	Other
<b>Admitted Clients</b>							
Day Services							
Housing	67	0	0	0	13,348	0	0
Total	67	0	0	0	13,348	0	0

## Oklahoma Department of Mental Health and Substance Abuse Services

Counts of Day and Hourly Services Provided by Funding Source for Each Agency During FY 2001  
**THE NEXT STEP NETWORK, INC.**

	Number of Clients/Contacts	Units of Service by Funding Source					
		Mental Health	Substance Abuse	Domestic Violence	Residential Care	Medicaid	Other
<b>Admitted Clients</b>							
Day Services							
Residential Treatment	113	0	3,672	0	0	0	0
Total	113	0	3,672	0	0	0	0
Hourly Services							
Assessment	9	0	24	0	0	0	0
Counseling	148	0	1,365	0	0	0	0
Total	150	0	1,389	0	0	0	0
<b>Contacts</b>							
Hourly Services							
Assessment	23	0	23	0	0	0	0
Early Intervention, Outreach	10	0	975	0	0	0	0
Total	33	0	998	0	0	0	0

## Oklahoma Department of Mental Health and Substance Abuse Services

## Counts of Day and Hourly Services Provided by Funding Source for Each Agency During FY 2001

## THE OAKS BEHAVIORAL HEALTH CENTER

## Units of Service by Funding Source

	Number of Clients/Contacts	Units of Service by Funding Source					
		Mental Health	Substance Abuse	Domestic Violence	Residential Care	Medicaid	Other
<b>Admitted Clients</b>							
Day Services							
Detox	40	0	131	0	0	0	0
Housing	262	0	7,385	2,982	0	0	0
Residential Treatment	272	0	6,046	0	0	0	0
<b>Total</b>	<b>508</b>	<b>0</b>	<b>13,562</b>	<b>2,982</b>	<b>0</b>	<b>0</b>	<b>0</b>
Hourly Services							
Assessment	838	0	1,461	119	0	85	1
Case Management	32	0	0	60	0	0	0
Counseling	1,228	0	55,924	1,889	0	450	0
Crisis Intervention	50	0	26	26	0	1	0
Rehabilitation	759	0	42,847	565	0	95	0
<b>Total</b>	<b>1,288</b>	<b>0</b>	<b>100,259</b>	<b>2,658</b>	<b>0</b>	<b>629</b>	<b>1</b>
<b>Contacts</b>							
Hourly Services							
Assessment	7,200	0	17,339	1	0	0	0
Counseling	166	0	171	1	0	0	1
Crisis Intervention	8	0	10	38	0	0	0
Early Intervention, Outreach	21	0	181	12	0	0	0
Other Outpatient	18	0	0	243	0	0	0
Rehabilitation	63	0	203	0	0	0	0
<b>Total</b>	<b>7,406</b>	<b>0</b>	<b>17,904</b>	<b>295</b>	<b>0</b>	<b>0</b>	<b>1</b>

## Oklahoma Department of Mental Health and Substance Abuse Services

## Counts of Day and Hourly Services Provided by Funding Source for Each Agency During FY 2001

### THE REFERRAL CENTER

	Number of Clients/Contacts	Units of Service by Funding Source					
		Mental Health	Substance Abuse	Domestic Violence	Residential Care	Medicaid	Other
<b>Admitted Clients</b>							
Day Services							
Detox	970	0	5,895	0	0	0	0
<b>Total</b>	<b>970</b>	<b>0</b>	<b>5,895</b>	<b>0</b>	<b>0</b>	<b>0</b>	<b>0</b>
Hourly Services							
Assessment	40	0	44	0	0	0	0
Counseling	30	0	249	0	0	0	0
Crisis Intervention	7	0	14	0	0	0	0
<b>Total</b>	<b>65</b>	<b>0</b>	<b>307</b>	<b>0</b>	<b>0</b>	<b>0</b>	<b>0</b>
<b>Contacts</b>							
Hourly Services							
Assessment	8	0	723	0	0	0	0
Counseling	4	0	5	0	0	0	0
Crisis Intervention	16	0	2,246	0	0	0	0
Early Intervention, Outreach	2	0	4	0	0	0	0
<b>Total</b>	<b>28</b>	<b>0</b>	<b>2,979</b>	<b>0</b>	<b>0</b>	<b>0</b>	<b>0</b>



## Oklahoma Department of Mental Health and Substance Abuse Services

## Counts of Day and Hourly Services Provided by Funding Source for Each Agency During FY 2001

**THUNDERBIRD CLUBHOUSE**

## Units of Service by Funding Source

	Number of Clients/Contacts	Units of Service by Funding Source					
		Mental Health	Substance Abuse	Domestic Violence	Residential Care	Medicaid	Other
<b>Admitted Clients</b>							
Hourly Services							
Rehabilitation	77	12,792	0	0	0	0	0
Total	77	12,792	0	0	0	0	0

## Oklahoma Department of Mental Health and Substance Abuse Services

## Counts of Day and Hourly Services Provided by Funding Source for Each Agency During FY 2001

## TOTAL LIFE COUNSELING

	Number of Clients/Contacts	Units of Service by Funding Source					
		Mental Health	Substance Abuse	Domestic Violence	Residential Care	Medicaid	Other
<b>Admitted Clients</b>							
Hourly Services							
Assessment	1	0	1	0	0	0	0
Counseling	59	0	652	0	0	0	0
<b>Total</b>	<b>59</b>	<b>0</b>	<b>653</b>	<b>0</b>	<b>0</b>	<b>0</b>	<b>0</b>
<b>Contacts</b>							
Hourly Services							
Assessment	1	0	1	0	0	0	0
<b>Total</b>	<b>1</b>	<b>0</b>	<b>1</b>	<b>0</b>	<b>0</b>	<b>0</b>	<b>0</b>

## Oklahoma Department of Mental Health and Substance Abuse Services

## Counts of Day and Hourly Services Provided by Funding Source for Each Agency During FY 2001

## TRANSITION HOUSE INC.

## Units of Service by Funding Source

	Number of Clients/Contacts	Units of Service by Funding Source					
		Mental Health	Substance Abuse	Domestic Violence	Residential Care	Medicaid	Other
<b>Admitted Clients</b>							
Day Services							
Housing	28	3,158	0	0	0	0	0
Total	28	3,158	0	0	0	0	0

## Oklahoma Department of Mental Health and Substance Abuse Services

Counts of Day and Hourly Services Provided by Funding Source for Each Agency During FY 2001  
**TRI-CITY SUBSTANCE ABUSE CTR**

## Units of Service by Funding Source

	Number of Clients/Contacts	Units of Service by Funding Source					
		Mental Health	Substance Abuse	Domestic Violence	Residential Care	Medicaid	Other
<b>Admitted Clients</b>							
Hourly Services							
Assessment	67	0	98	0	0	0	0
Counseling	119	0	7,016	0	0	0	0
<b>Total</b>	<b>123</b>	<b>0</b>	<b>7,114</b>	<b>0</b>	<b>0</b>	<b>0</b>	<b>0</b>
<b>Contacts</b>							
Hourly Services							
Assessment	107	0	176	0	0	0	0
Counseling	3	0	3	0	0	0	0
Crisis Intervention	2	0	4	0	0	0	0
<b>Total</b>	<b>110</b>	<b>0</b>	<b>183</b>	<b>0</b>	<b>0</b>	<b>0</b>	<b>0</b>

## Oklahoma Department of Mental Health and Substance Abuse Services

**Counts of Day and Hourly Services Provided by Funding Source for Each Agency During FY 2001**  
**TRI-CITY YOUTH & FAMILY CENTER**

**Units of Service by Funding Source**

	Number of Clients/Contacts	Units of Service by Funding Source					
		Mental Health	Substance Abuse	Domestic Violence	Residential Care	Medicaid	Other
<b>Admitted Clients</b>							
Hourly Services							
Assessment	92	0	114	0	0	2	0
Counseling	95	0	805	0	0	27	0
Crisis Intervention	7	0	11	0	0	1	0
<b>Total</b>	<b>107</b>	<b>0</b>	<b>930</b>	<b>0</b>	<b>0</b>	<b>30</b>	<b>0</b>
<b>Contacts</b>							
Hourly Services							
Assessment	24	0	26	0	0	0	0
Counseling	2	0	2	0	0	0	0
Crisis Intervention	3	0	5	0	0	0	0
Early Intervention, Outreach	29	0	111	0	0	0	0
<b>Total</b>	<b>57</b>	<b>0</b>	<b>144</b>	<b>0</b>	<b>0</b>	<b>0</b>	<b>0</b>

## Oklahoma Department of Mental Health and Substance Abuse Services

Counts of Day and Hourly Services Provided by Funding Source for Each Agency During FY 2001  
**TULSA METROPOLITAN MINISTRY**

## Units of Service by Funding Source

	Number of Clients/Contacts	Units of Service by Funding Source					
		Mental Health	Substance Abuse	Domestic Violence	Residential Care	Medicaid	Other
<b>Admitted Clients</b>							
Hourly Services							
Case Management	32	144	0	0	0	0	0
Total	32	144	0	0	0	0	0
<b>Contacts</b>							
Hourly Services							
Early Intervention, Outreach	27	866	0	0	0	0	0
Total	27	866	0	0	0	0	0

## Oklahoma Department of Mental Health and Substance Abuse Services

Counts of Day and Hourly Services Provided by Funding Source for Each Agency During FY 2001  
**TULSA SEXUAL ASSAULT NURSE EXAMINERS PROGRAM**

## Units of Service by Funding Source

	Number of Clients/Contacts	Units of Service by Funding Source					
		Mental Health	Substance Abuse	Domestic Violence	Residential Care	Medicaid	Other
<b>Contacts</b>							
Hourly Services							
Other Outpatient	22	0	0	571	0	0	0
Total	22	0	0	571	0	0	0

## Oklahoma Department of Mental Health and Substance Abuse Services

## Counts of Day and Hourly Services Provided by Funding Source for Each Agency During FY 2001 TURNING POINT

### Units of Service by Funding Source

	Number of Clients/Contacts	Units of Service by Funding Source					
		Mental Health	Substance Abuse	Domestic Violence	Residential Care	Medicaid	Other
<b>Admitted Clients</b>							
Hourly Services							
Counseling	224	0	3,401	0	0	0	0
Crisis Intervention	12	0	13	0	0	0	0
Rehabilitation	46	0	141	0	0	0	0
<b>Total</b>	<b>228</b>	<b>0</b>	<b>3,554</b>	<b>0</b>	<b>0</b>	<b>0</b>	<b>0</b>
<b>Contacts</b>							
Hourly Services							
Early Intervention, Outreach	1	0	2	0	0	0	0
Counseling	64	0	91	0	0	0	0
Crisis Intervention	36	0	43	0	0	0	0
<b>Total</b>	<b>98</b>	<b>0</b>	<b>135</b>	<b>0</b>	<b>0</b>	<b>0</b>	<b>0</b>



## Oklahoma Department of Mental Health and Substance Abuse Services

**Counts of Day and Hourly Services Provided by Funding Source for Each Agency During FY 2001  
TWELVE & TWELVE, INC.**

**Units of Service by Funding Source**

	Number of Clients/Contacts	Units of Service by Funding Source					
		Mental Health	Substance Abuse	Domestic Violence	Residential Care	Medicaid	Other
<b>Admitted Clients</b>							
Day Services							
Detox	632	0	3,095	0	0	0	0
Housing	278	0	21,448	0	0	0	0
Residential Treatment	490	0	13,840	0	0	0	0
<b>Total</b>	<b>1,070</b>	<b>0</b>	<b>38,383</b>	<b>0</b>	<b>0</b>	<b>0</b>	<b>0</b>
Hourly Services							
Crisis Intervention	279	0	139	0	0	0	0
Assessment	770	0	942	0	0	0	0
Counseling	327	0	10,156	0	0	0	0
<b>Total</b>	<b>1,033</b>	<b>0</b>	<b>11,237</b>	<b>0</b>	<b>0</b>	<b>0</b>	<b>0</b>
<b>Contacts</b>							
Hourly Services							
Assessment	628	0	305	0	0	0	0
Crisis Intervention	235	0	101	0	0	0	0
Early Intervention, Outreach	2	0	2	0	0	0	0
Rehabilitation	50	0	302	0	0	0	0
<b>Total</b>	<b>896</b>	<b>0</b>	<b>710</b>	<b>0</b>	<b>0</b>	<b>0</b>	<b>0</b>

## Oklahoma Department of Mental Health and Substance Abuse Services

**Counts of Day and Hourly Services Provided by Funding Source for Each Agency During FY 2001**  
**VINITA ALCOHOL AND DRUG TREATMENT CENTER**

	Number of Clients/Contacts	Units of Service by Funding Source					
		Mental Health	Substance Abuse	Domestic Violence	Residential Care	Medicaid	Other
<b>Admitted Clients</b>							
Day Services							
Residential Treatment	233	0	6,190	0	0	0	0
<b>Total</b>	<b>233</b>	<b>0</b>	<b>6,190</b>	<b>0</b>	<b>0</b>	<b>0</b>	<b>0</b>
Hourly Services							
Assessment	211	0	218	0	0	0	0
Other Day Services	6	0	735	0	0	0	0
<b>Total</b>	<b>212</b>	<b>0</b>	<b>952</b>	<b>0</b>	<b>0</b>	<b>0</b>	<b>0</b>
<b>Contacts</b>							
Hourly Services							
Assessment	244	0	179	0	0	0	0
<b>Total</b>	<b>244</b>	<b>0</b>	<b>179</b>	<b>0</b>	<b>0</b>	<b>0</b>	<b>0</b>

## Oklahoma Department of Mental Health and Substance Abuse Services

## Counts of Day and Hourly Services Provided by Funding Source for Each Agency During FY 2001

## WAGONER COMMUNITY HOSPITAL-BILL WILLIS

## Units of Service by Funding Source

	Number of Clients/Contacts	Units of Service by Funding Source					
		Mental Health	Substance Abuse	Domestic Violence	Residential Care	Medicaid	Other
<b>Admitted Clients</b>							
Day Services							
Inpatient Hospitalization	235	2,200	0	0	0	0	0
Total	235	2,200	0	0	0	0	0

## Oklahoma Department of Mental Health and Substance Abuse Services

**Counts of Day and Hourly Services Provided by Funding Source for Each Agency During FY 2001**  
**WESTERN STATE PSYCHIATRIC CENTER**

## Units of Service by Funding Source

	Number of Clients/Contacts	Units of Service by Funding Source					Medicaid	Other
		Mental Health	Substance Abuse	Domestic Violence	Residential Care			
<b>Admitted Clients</b>								
Day Services								
Detox	226	519	30	0	0	0	111	
Inpatient Hospitalization	604	3,778	0	0	0	405	2,376	
Residential Treatment	350	17,842	288	0	0	0	1,342	
<b>Total</b>	<b>900</b>	<b>22,139</b>	<b>318</b>	<b>0</b>	<b>0</b>	<b>405</b>	<b>3,829</b>	
Hourly Services								
Assessment	1,439	1,129	0	0	0	209	934	
Case Management	744	225	2	0	0	172	795	
Counseling	1,583	3,908	5	0	0	974	1,577	
Crisis Intervention	282	245	0	0	0	27	47	
Physician, Lab and Related Services	865	509	0	0	0	161	366	
Rehabilitation	182	14,711	0	0	0	12,215	1,192	
<b>Total</b>	<b>1,987</b>	<b>20,726</b>	<b>7</b>	<b>0</b>	<b>0</b>	<b>13,758</b>	<b>4,911</b>	
<b>Contacts</b>								
Hourly Services								
Assessment	6	3	0	0	0	1	1	
Case Management	1	0	0	0	0	0	1	
Counseling	35	36	0	0	0	0	0	
Crisis Intervention	29	34	0	0	0	0	1	
Physician, Lab and Related Services	6	2	0	0	0	0	0	
Rehabilitation	1	1	0	0	0	0	0	
<b>Total</b>	<b>74</b>	<b>75</b>	<b>0</b>	<b>0</b>	<b>0</b>	<b>1</b>	<b>3</b>	

## Oklahoma Department of Mental Health and Substance Abuse Services

## Counts of Day and Hourly Services Provided by Funding Source for Each Agency During FY 2001

## WHEATLAND MH CTR, INC.

	Number of Clients/Contacts	Units of Service by Funding Source					
		Mental Health	Substance Abuse	Domestic Violence	Residential Care	Medicaid	Other
<b>Admitted Clients</b>							
Day Services							
Inpatient Hospitalization	18	120	0	0	0	0	0
Total	18	120	0	0	0	0	0
Hourly Services							
Assessment	810	975	0	0	0	45	3
Case Management	54	503	0	0	0	1	0
Counseling	746	3,989	0	0	0	749	18
Crisis Intervention	174	171	0	0	0	45	0
Physician, Lab and Related Services	466	147	0	0	0	8	0
Rehabilitation	183	3,278	0	0	0	6,559	60
Total	971	9,062	0	0	0	7,407	81
<b>Contacts</b>							
Hourly Services							
Assessment	180	175	0	0	0	37	0
Counseling	27	11	0	0	0	24	1
Crisis Intervention	65	74	0	0	0	2	0
Early Intervention, Outreach	1	288	0	0	0	12	0
Physician, Lab and Related Services	3	0	0	0	0	0	0
Rehabilitation	1	1	0	0	0	0	0
Total	257	548	0	0	0	75	1

## Oklahoma Department of Mental Health and Substance Abuse Services

**Counts of Day and Hourly Services Provided by Funding Source for Each Agency During FY 2001**  
**WOMEN IN SAFE HOMES, INC.**

**Units of Service by Funding Source**

	Number of Clients/Contacts	Units of Service by Funding Source					
		Mental Health	Substance Abuse	Domestic Violence	Residential Care	Medicaid	Other
<b>Admitted Clients</b>							
Day Services							
Housing	198	0	0	8,689	0	0	0
Total	198	0	0	8,689	0	0	0
Hourly Services							
Assessment	135	0	0	193	0	0	0
Case Management	77	0	1	172	0	0	0
Counseling	196	0	6,653	2,880	0	0	1
Crisis Intervention	74	0	0	20	0	0	0
Rehabilitation	143	0	0	7,020	0	0	0
Total	244	0	6,654	10,285	0	0	1
<b>Contacts</b>							
Hourly Services							
Assessment	2	0	0	6	0	0	0
Crisis Intervention	2	0	0	95	0	0	0
Early Intervention, Outreach	26	0	0	124	0	0	0
Other Outpatient	44	0	0	589	0	0	0
Total	72	0	0	814	0	0	0

## Oklahoma Department of Mental Health and Substance Abuse Services

## Counts of Day and Hourly Services Provided by Funding Source for Each Agency During FY 2001

### WOMEN'S CRISIS SERVICES

	Number of Clients/Contacts	Units of Service by Funding Source					
		Mental Health	Substance Abuse	Domestic Violence	Residential Care	Medicaid	Other
<b>Admitted Clients</b>							
Day Services							
Housing	118	0	0	2,656	0	0	0
<b>Total</b>	<b>118</b>	<b>0</b>	<b>0</b>	<b>2,656</b>	<b>0</b>	<b>0</b>	<b>0</b>
Hourly Services							
Case Management	70	0	0	227	0	0	0
Counseling	46	0	0	342	0	0	0
Crisis Intervention	101	0	0	81	0	0	0
Rehabilitation	115	0	0	1,019	0	0	0
<b>Total</b>	<b>149</b>	<b>0</b>	<b>0</b>	<b>1,669</b>	<b>0</b>	<b>0</b>	<b>0</b>
<b>Contacts</b>							
Hourly Services							
Crisis Intervention	2	0	0	89	0	0	0
Early Intervention, Outreach	2	0	0	9	0	0	0
Other Outpatient	6	0	0	147	0	0	0
<b>Total</b>	<b>10</b>	<b>0</b>	<b>0</b>	<b>245</b>	<b>0</b>	<b>0</b>	<b>0</b>

## Oklahoma Department of Mental Health and Substance Abuse Services

**Counts of Day and Hourly Services Provided by Funding Source for Each Agency During FY 2001**  
**WOMENS RESOURCE CENTER**

**Units of Service by Funding Source**

	Number of Clients/Contacts	Units of Service by Funding Source					
		Mental Health	Substance Abuse	Domestic Violence	Residential Care	Medicaid	Other
<b>Admitted Clients</b>							
Day Services							
Housing	261	0	0	3,562	0	0	0
<b>Total</b>	<b>261</b>	<b>0</b>	<b>0</b>	<b>3,562</b>	<b>0</b>	<b>0</b>	<b>0</b>
Hourly Services							
Assessment	68	0	0	103	0	0	0
Case Management	18	0	0	20	0	0	0
Counseling	291	0	0	1,775	0	0	157
Crisis Intervention	1	0	0	0	0	0	0
<b>Total</b>	<b>291</b>	<b>0</b>	<b>0</b>	<b>1,898</b>	<b>0</b>	<b>0</b>	<b>157</b>
<b>Contacts</b>							
Hourly Services							
Counseling	33	0	0	327	0	0	0
Crisis Intervention	7	0	0	155	0	0	0
Other Outpatient	20	0	0	1,588	0	0	0
<b>Total</b>	<b>60</b>	<b>0</b>	<b>0</b>	<b>2,070</b>	<b>0</b>	<b>0</b>	<b>0</b>



## Oklahoma Department of Mental Health and Substance Abuse Services

**Counts of Day and Hourly Services Provided by Funding Source for Each Agency During FY 2001**  
**WOMEN'S SERVICE & FAMILY RESOURCE CENTER**

**Units of Service by Funding Source**

	Number of Clients/Contacts	Units of Service by Funding Source					
		Mental Health	Substance Abuse	Domestic Violence	Residential Care	Medicaid	Other
<b>Admitted Clients</b>							
Day Services							
Housing	100	0	0	182	0	0	0
<b>Total</b>	<b>100</b>	<b>0</b>	<b>0</b>	<b>182</b>	<b>0</b>	<b>0</b>	<b>0</b>
Hourly Services							
Assessment	60	0	0	37	0	0	0
Case Management	121	0	0	302	0	0	0
Counseling	251	0	0	2,538	0	0	0
Crisis Intervention	89	0	0	164	0	0	0
<b>Total</b>	<b>337</b>	<b>0</b>	<b>0</b>	<b>3,040</b>	<b>0</b>	<b>0</b>	<b>0</b>
<b>Contacts</b>							
Hourly Services							
Assessment	162	0	0	67	0	0	0
Case Management	92	0	0	115	0	0	0
Counseling	6	0	0	4	0	0	0
Crisis Intervention	210	0	0	749	0	0	0
Other Outpatient	35	0	0	823	0	0	0
<b>Total</b>	<b>280</b>	<b>0</b>	<b>0</b>	<b>1,757</b>	<b>0</b>	<b>0</b>	<b>0</b>

## Oklahoma Department of Mental Health and Substance Abuse Services

## Counts of Day and Hourly Services Provided by Funding Source for Each Agency During FY 2001

### YWCA CRISIS CENTER

#### Units of Service by Funding Source

	Number of Clients/Contacts	Units of Service by Funding Source					
		Mental Health	Substance Abuse	Domestic Violence	Residential Care	Medicaid	Other
<b>Admitted Clients</b>							
Day Services							
Housing	178	0	4,896	3,049	0	0	0
Total	178	0	4,896	3,049	0	0	0
Hourly Services							
Assessment	3	0	0	8	0	0	0
Case Management	77	0	0	238	0	0	11
Counseling	271	0	0	2,986	0	0	34
Crisis Intervention	83	0	0	90	0	0	4
Other Outpatient	43	0	0	315	0	0	25
Rehabilitation	49	0	0	361	0	0	0
Total	366	0	0	3,997	0	0	74
<b>Contacts</b>							
Hourly Services							
Assessment	1	0	0	50	0	0	0
Case Management	49	0	0	36	0	0	0
Counseling	1	0	0	0	0	0	0
Crisis Intervention	59	0	0	475	0	0	20
Other Outpatient	45	0	0	2,523	0	0	0
Total	153	0	0	3,084	0	0	20

## Oklahoma Department of Mental Health and Substance Abuse Services

## Counts of Day and Hourly Services Provided by Funding Source for Each Agency During FY 2001

### YWCA OF OKC CRISIS SERVICES

#### Units of Service by Funding Source

	Number of Clients/Contacts	Units of Service by Funding Source					
		Mental Health	Substance Abuse	Domestic Violence	Residential Care	Medicaid	Other
<b>Admitted Clients</b>							
Day Services							
Housing	380	0	0	15,159	0	0	0
<b>Total</b>	<b>380</b>	<b>0</b>	<b>0</b>	<b>15,159</b>	<b>0</b>	<b>0</b>	<b>0</b>
Hourly Services							
Assessment	726	0	0	984	0	0	0
Case Management	131	0	0	183	0	0	0
Counseling	686	0	0	6,755	0	0	0
Crisis Intervention	82	0	0	86	0	0	0
Rehabilitation	352	0	0	2,151	0	0	0
<b>Total</b>	<b>935</b>	<b>0</b>	<b>0</b>	<b>10,158</b>	<b>0</b>	<b>0</b>	<b>0</b>
<b>Contacts</b>							
Hourly Services							
Assessment	4	0	0	29	0	0	0
Case Management	2	0	0	1	0	0	0
Crisis Intervention	485	0	0	1,778	0	0	0
Early Intervention, Outreach	15	0	0	39	0	0	0
Other Outpatient	55	0	0	913	0	0	0
<b>Total</b>	<b>558</b>	<b>0</b>	<b>0</b>	<b>2,759</b>	<b>0</b>	<b>0</b>	<b>0</b>

## **Definitions of Terms and Categorization Variables**

---

The following are definitions of terms and categorization variables used in this Data Book report.

### **Admitted Clients Served**

Admitted Clients Served had an admission transaction in the ICIS before or during the report year and had received a service during the year. For this section, they are counted only once in the total for each level of aggregation. This is called an unduplicated count.

### **Age**

Client age is computed using the client's age at the middle of the fiscal year.

### **Contacts**

Individuals are counted as contacts when they call or visit an agency, but are not admitted.

### **Funding Source**

Funding Source helps identify the payment source of services. Frequently, clients receive services under multiple funding sources. The funding source categories for this report were Mental Health, Substance Abuse, Domestic Violence, Residential Care, Medicaid, and Other.

### **ICIS**

The Oklahoma Department of Mental Health and Substance Abuse Services maintains an agency-wide database, the Integrated Client Information System (ICIS), to which all Department-funded services and transactions are reported. The ICIS contains demographic and service information about clients and agencies.

### **List of Agencies by Type**

The following is a list of agencies by type that provided data during the Fiscal Year 2001:

**AGENCY TYPE****AGENCY NAME**

---

**Community Mental Health**

ASSOCIATED CENTERS FOR THERAPY, INC.  
BILL WILLIS MENTAL HEALTH  
CARL ALBERT CMHC  
CENTRAL OKLAHOMA CMHC  
CHISHOLM TRAIL COUNSELING SVC  
COMMUNITY COUNSELING CENTER  
CREEKS MENTAL HEALTH SERVICES  
EDWIN FAIR CMHC  
GRAND LAKE M.H.C.  
GREEN COUNTRY BEHAVIORAL HEALTH SERVICES  
HOPE COMMUNITY SERVICES, INC.  
JIM TALIAFERRO CMHC  
MENTAL HEALTH SERVICES OF SOUTHERN OKLAHOMA  
NORTH CARE CENTER  
OK COUNTY CRISIS INTERVENTION CENTER  
PARKSIDE, INC.  
RED ROCK BEHAVIORAL HEALTH SVC  
RED ROCK WEST  
WAGONER COMMUNITY HOSPITAL-BILL WILLIS  
WESTERN STATE PSYCHIATRIC CENTER  
WHEATLAND MH CTR, INC.

**Domestic Violence and Sexual Assault**

ACMI HOUSE INC  
ACTION ASSOCIATES, INC.  
CALL RAPE INC.  
COMMUNITY CRISIS CENTER, INC.  
CRISIS CONTROL CENTER  
DOMESTIC VIOLENCE PROGRAM OF NORTH CENTRAL OK.  
DOMESTIC VIOLENCE INTERVENTION SERVICES  
FAMILY CRISIS & COUNSELING CENTER  
FAMILY CRISIS CENTER, INC.  
FAMILY RESOURCE CENTER  
FAMILY SHELTER  
HELP-IN-CRISIS, INC.  
N.W. DOMESTIC CRISIS SERVICES  
NEW DIRECTIONS, INC.  
OKLMULGEE COUNTY FAMILY RESOURCE CENTER INC.  
PROJECT SAFE, INC.  
ROGERS CO COMMUNITY SERVICES  
S.O.S. FOR FAMILIES  
STEPHENS COUNTY VOLUNTEERS FOR CRISIS INTERVENTION  
STILLWATER DOMESTIC VIOLENCE SERVICE INC.  
TULSA SEXUAL ASSAULT NURSE EXAMINERS PROGRAM

**AGENCY TYPE****AGENCY NAME**

---

WOMEN IN SAFE HOMES, INC.  
WOMEN'S CRISIS SERVICES  
WOMEN'S SERVICE & FAMILY RESOURCE CENTER  
WOMENS RESOURCE CENTER  
YWCA CRISIS CENTER  
YWCA OF OKC CRISIS SERVICES

**Hospitals**

EASTERN STATE HOSPITAL  
GRIFFIN MEMORIAL HOSPITAL  
OKLAHOMA YOUTH CENTER

**Other Agencies**

CENTER FOR CHILDREN & FAMILIES  
CROSSROADS INCORPORATED  
DIVORCE VISITATION ARBITRATION  
PROJECT HEARTLAND  
SAFE HAVEN  
THUNDERBIRD CLUBHOUSE  
TRANSITION HOUSE INC.  
TULSA METROPOLITAN MINISTRY

**Residential Care**

ADA RESIDENTIAL CARE  
BOLEY RESIDENTIAL CARE HOME  
BOLEY RESIDENTIAL CARE HOME II  
CLETA'S COTTAGE  
COPP'S RESIDENTIAL CARE, INC.  
COUNTRY LANE RESIDENTIAL CARE HOME  
DON MENTZER FACILITY  
DOW RESIDENTIAL CARE HOME  
DUNCAN COMMUNITY RESIDENCE INC  
DYCO PROPERTIES, INC.  
EDNA LEE'S RESIDENTIAL CARE  
EL RENO RESIDENTIAL CARE  
FAIR OAKS  
GREEN ACRES  
HAV-TAPINC DBA, THE HARBOR  
HIGH CEDAR RESIDENTIAL CARE  
LAKE FRANCIS RETIREMENT CENTER  
LARI'S RES CARE  
MEADOW BROOK RESCARE  
MILLER COZY HOME, INC.  
NEW BEGINNING  
NORTH FORK RESIDENTIAL CARE  
ORCHARD GROVE  
PADEN RESIDENTIAL CARE  
PRAGUE ASSISTED LIVING CENTER  
RAMBLING ROSE RESIDENTIAL CARE  
SANTE FE RESIDENTIAL CARE

**AGENCY TYPE****AGENCY NAME****Substance Abuse**

SHERRYS OLD FASHIONED R & B  
SOUTHWEST RETIREMENT HOME, INC  
SUGAR MOUNTAIN RETREAT  
SUNNY ACRES BOARDING MANOR, INC.  
SUNNY ACRES RESIDENTIAL CARE

A BETTER CHANCE  
ADA AREA CHEMICAL DEPENDENCY CENTER, INC.  
ALPHA II, INC.  
BRIDGEWAY  
CAA TURNING POINT  
CARE FOR CHANGE, INC.  
CBTI-CREEK COUNTY  
CITIZEN POTOWATIOMI NATION  
COMMUNITY ALCOHOLISM SERVICES  
DRUG RECOVERY, INC.  
EAGLE RIDGE INSTITUTE  
EDMOND FAMILY SERVICES, INC.  
GATEWAY TO PREVENTION/RECOVERY  
HOMINY HEALTH SRVCS CTR INC.  
HOUSE OF HOPE, INC.  
HUMAN SKILLS & RESOURCES  
INDIAN HEALTH CARE RESOURCE CENTER  
KIAMICHI COUNCIL ON ALCOHOLISM  
LASTSTOP  
LATINO COMMUNITY DEVOLOMENT AGENCY  
LEFLORE COUNTY YOUTH & FAMILY SERVICES, INC.  
LIFE IMPROVEMENT CENTER  
LOGAN COUNTY YOUTH AND FAMILY SERVICES INC.  
METRO TULSA SUBSTANCE ABUSE SERVICES  
MONARCH, INC.  
MOORE ALCOHOL AND DRUG CENTER  
MUSKOGEE CO COUNCIL YTH SV  
N.E. OK COUNCIL ON ALCOHOLISM  
NAIC CENTER OF OKLAHOMA ALCOHOL & DRUG SERVICES, INC.  
NATIVE AMERICAN CENTER OF RECOVERY  
NEW DIRECTIONS  
NEW HOPE OF MANGUM  
NEXT STEP NETWORK, INC., (THE)  
NORMAN ALCOHOL AND DRUG TREATMENT CENTER  
NW SUBSTANCE TREATMENT CENTER  
OAKS BEHAVIORAL HEALTH CENTER, (THE)  
OPPORTUNITIES, INC.  
PAYNE CO COUNSELING SVC, INC.  
REFERRAL CENTER, (THE)  
ROADBACK, INC.  
ROGERS COUNTY DRUG ABUSE PROGRAM, INC.  
S.W. YOUTH & FAMILY SERVICES

## AGENCY TYPE

## AGENCY NAME

---

SECOND CHANCE CDU  
STARTING POINT II, INC.  
STREET SCHOOL, INC.  
TOTAL LIFE COUNSELING  
TRI-CITY SUBSTANCE ABUSE CTR  
TRI-CITY YOUTH & FAMILY CENTER  
TURNING POINT  
TWELVE & TWELVE, INC.  
VINITA ALCOHOL AND DRUG TREATMENT CENTER

## ODMHSAS

Refers to the Oklahoma Department of Mental Health and Substance Abuse Services.

## Other Indicators

There are several groups of clients that are of special interest because they have special treatment needs, state or federal requirements regarding their placement or the services they receive, or because they are part of a priority population. The definitions of these groups and criteria for their selection are provided below:

- **Custody of DHS**

The client, 18 years of age or younger, is in the custody of the Department of Human Services.

- **Custody of DOC**

The client is in the custody of the Department of Corrections. Clients under house arrest, electronic monitoring, or in prison are all considered to be in the custody of DOC. Clients on probation or parole are not.

- **Custody of OJA**

The client, 18 years of age or younger, is in the custody of the Office of Juvenile Affairs.

- **Deaf and Hearing Impaired**

Clients who are deaf, hard of hearing, or indicated the need for an interpreter for the deaf were grouped to form the Deaf and Hearing Impaired category.



- **Homeless**

A homeless person under ICIS criteria is a person who: (a) lacks a fixed, regular and adequate night time residence AND (b) has a primary night time residence that is a supervised publicly or privately operated shelter designed to provide temporary living accommodations including welfare hotels, congregate shelters, halfway houses, and transitional housing for the mentally ill; or an institution that provides a temporary residence for individuals intended to be institutionalized; or a public or private place not designed for, or ordinarily used as, a regular sleeping accommodation for human beings, not limited to people living on the streets. Individuals are considered homeless if they have lost their permanent residence, and are temporarily living in a shelter to avoid being on the street. Prisoners being released or in the custody of a correctional facility are not considered homeless at the time of admission for treatment. The definition also excludes persons in a hospital, residential care facility, commercial hotel/motel, supervised apartment, or living with parent/other relative (even if only temporarily). The definition does include domestic violence and sexual assault shelters, as the persons have fled a residence that is not adequate (i.e., not safe).

- **Legal Status**

Legal Status has three categories; Voluntary, Civil Involuntary, and Criminal Involuntary. The categories of legal status (with ICIS codes) are as follows:

**Voluntary.** These clients enter treatment voluntarily and are coded Voluntary Admission (01), Court Voluntary (02), Informal Admission (16), or Other (18).

**Civil Involuntary.** These clients are required by the court system to receive services, even though they may be reluctant. They are coded Court Commitment (03), Order of Detention (06), Juvenile Court Order (07), Transfer – Other Legal Entity (08), Court Ordered Juveniles in Need of Treatment, DHS given custody (10), Court Ordered Juveniles in Need of Treatment Parental Custody Retained (11), Emergency Detention (12), Continued Court Detention (13), 28-Day Court Commitment (14), or Protective Custody (17).

**Criminal Involuntary.** These clients are required to receive services because they have been accused of or have committed a crime. Codes include the following; Incompetent to Stand Trial (04), Not Guilty by Reason of Insanity (05), Court Order for Observation and Evaluation (09), Court Referred DUI Clients (15), Criminal Hold (20), or Court Commit with Hold (21).

- **Adults with Serious Mental Illness (SMI)**

SMI denotes clients who have been identified **at any time** as having a serious mental illness using the formal ODMHSAS definition. According to this definition, an Adult with a Serious Mental Illness must be an individual 18 years of age or older.

- **Children with a Serious Emotional Disturbance (SED)**

SED refers to children who meet departmental criteria for having a Serious Emotional Disturbance.

- **Any Alcohol/Drug Problem**

A substance abuse client is one who has one or more DSM-IV Axis I primary, secondary or tertiary diagnoses from categories 1.a. or 1.b. (in the Dual Diagnosis definition below) or one or more ICIS Substance Abuse Related Problems (710-731, 741-743). Clients identified only as co-dependents are not identified as substance abusers.

- **Dual Diagnosis Client**

A dual diagnosis client is one who meets the criteria for having a substance abuse diagnosis from categories 1.a. or 1.b. below and meets the criteria for a mental illness based on one or more DSM-IV Axis II primary, secondary, or tertiary diagnoses from categories 2.a. through 2.e. below.

- 1.a. Psychoactive Substance Induced Organic Disorders: 291.0-291.8, 292.0-292.83, 292.89-282.99
- b. Psychoactive Substance Use Disorders: 303.0-305.99.
- 2.a. Schizophrenia: 295.10, 295.20, 295.30, 295.40, 295.60, 295.70, 295.90
- b. Delusional (Paranoid) Disorder: 297.1
- c. Other Psychotic Disorders: 295.40, 295.70, 297.3, 298.8, 298.9, 297.1, 297.3
- d. Mood Disorders: 296.20-296.7
- e. Borderline Personality Disorder: 301.83

- **Indigent**

A person whose applicable income falls at or below 200% of the Federal Poverty Level is considered indigent. To determine whether the client was indigent, the household gross annual income must have been reported. The ODMHSAS eligibility criteria for indigence are based on the weighted average poverty

thresholds provided annually by the U. S. Department of Commerce. The following table presents the threshold levels for FY01.

**Oklahoma Department of Mental Health and Substance Abuse Services  
Eligibility Criteria  
Indigence Threshold  
(200% of Federal Poverty Guideline)**

Number of Persons in Household	Household Gross Annual Income
1	\$16,700
2	\$22,500
3	\$28,300
4	\$34,100
5	\$39,900
6	\$45,700
7	\$51,500
8	\$57,300
9 or more	Add \$ 5,800 to \$57,300 for each additional person

## Presenting Problem/Diagnosis

Categories for this variable are based on the DSM-IV primary diagnosis or primary presenting problem. If the admitting agency has clinicians qualified to make a diagnosis, the diagnosis is used, otherwise, a presenting problem is used to define a client's category.

Categories	Codes
<b>Developmental Disorders</b>	
DSM-IV Codes:	302.5-302.69, 302.85, 307-307.39, 307.5-307.99, 309.21, 312-312.29, 312.9-313.21, 313.81-313.89, 314-314.99, 315-319.99, 299-299.99
Presenting Problems:	210, 240
<b>Non Alcohol/Drug Related Organic</b>	
DSM-IV Codes:	290-290.99, 293-293.83, 294-294.80, 310-310.10
<b>Alcohol Abuse</b>	
DSM-IV Codes:	291-291.99, 293.9, 303-303.99, 305-305.02
Presenting Problems:	741, 710, 711
<b>Other Substance Abuse</b>	
DSM-IV Codes:	305.1-305.99, 292-292.99, 304-304.99
Presenting Problems:	742, 743, 744, 720-731
<b>Schizophrenia</b>	
DSM-IV Codes:	295 (excluding 295.4, 295.7)
<b>Other Psychotic</b>	
DSM-IV Codes:	297-298.9, 295.40, 294.9, 295.70
Presenting Problems:	510-530, 650
<b>Mood Disorders</b>	
DSM-IV Codes:	296-296.99 301.13, 300.4-300.49, 293.89, 311-311.99
Presenting Problems:	500-503

Categories	Codes
<b>Other Non-Psychotic</b>	
DSM-IV Codes:	300-300.39, 300.6-300.99, 302-302.49, 302.7-302.84, 302.89-302.99, 307-4-307.49, 307.8, 312.8, 308.3-309.19, 309.23-309.99, 312.3, 316-316.99, 780.50
<b>Personality Disorders</b>	
DSM-IV Codes:	301-301.9
<b>Social Conditions</b>	
DSM-IV Codes:	V40.00-V40.60, V61-V71.02, 955.5-995.81
Presenting Problems:	740, 450, 620-632, 311-420
<b>Deferred/No Diagnosis</b>	
DSM-IV Codes:	799.9-799.90, V71.09
Presenting Problems:	110, 130

## Race

Clients who selected more than one category from the choices below, indicating their race, are grouped in the Two or More Races category. The Unknown category was utilized to group Clients who made no selection from the choices below indicating their race.

The following groupings are used for reporting race:

- White
- Black
- Native American
- Hispanic
- Asian
- Two or More Races
- Unknown

## Units of Service: Day and Hourly

The time provider agency staff spend delivering services to or for service recipients is reported in days, parts of days or minutes (summed to hours). Following is a list of codes and descriptions for services funded by DMHSAS in FY01.

Services	Category	Code	Description
Day	Crisis Stabilization	002E	Crisis Stabilization
	Detoxification	002B	Detoxification
		001B	Medical Detoxification
		002C	Non-medical Detoxification (social)
		002K	Non-medical Detoxification
	Housing	003M	Dependent Children Of Substance Abuse in Halfway House
		003N	Dependent Children Of Substance Abuse In Residential Treatment
		003G	Domestic Violence Residential Shelter For Primary Victims
		003H	Domestic Violence Residential Shelter For Dependents
		003P	Enhanced Residential Care
		004E	Family Self Sufficiency Program
		003B	Halfway House
		003A	Halfway House Services for Pregnant and Postpartum Women
		003S	Halfway House Services for Women with Dependent Children
		003T	Halfway House Service for Dually Diagnosed
		003Y	Halfway House Services for Adolescents
		003C	Independent Living Training Program
		003V	Permanent Congregate Housing with Onsite Support
		003Z	Permanent Congregate House
		003K	Residential Care
		003Q	Safe Haven
		003I	Short-term Emergency Shelter
		003F	Sponsored Family Program
		003J	Sponsored Housing Program
		003E	Supervised Housing
	003R	Transitional Living	
	Inpatient	001D	Acute Inpatient
		001C	Acute Medical Care
		001A	Intermediate Inpatient
	Residential Treatment	002Q	Enhanced Residential Treatment - Mental Health
		002N	Intensive Residential Substance Abuse Treatment
		002R	Intensive Residential Treatment
		002P	Intensive Residential Treatment - Mental Health
		002A	Residential Treatment (Substance Abuse & Mental Health)
		002G	Residential Treatment for Adolescents

<b>Services</b>	<b>Category</b>	<b>Code</b>	<b>Description</b>
		002H	Residential Treatment for Women with Dependent Children
		002J	Residential Treatment Dually Diagnosed
		002S	Residential Treatment
		002M	Services to Dependent Children of Substance Abuse Clients in Residential Treatment
<b>Hourly</b>			
	Evaluation/Assessment		
		106	Clinical Testing
		100	Competency Evaluation
		102	Court Related Evaluation
		104	DUI Assessment
		110	Evaluation and Assessment
		101	Evaluation/assessment
		107	Group Assessment
		138	Institution Based SA Screening
		105	Referral
		300	Treatment Plan Review
		400	Treatment Planning
	Counseling		
		132	Family/marital
		137	Family/Marital Counseling (Mental Health Professional)
		131	Group Counseling
		136	Group Counseling (Mental Health Professional)
		135	Individual Counseling (Mental Health Professional)
		130	Individual Counseling
		241	Peer Counseling
		249	Staff Time Providing Support Group Service (Project Heartland)
	Crisis Intervention		
		133	Crisis Intervention Counseling
		134	Crisis Intervention Telephone
		120	Emergency/Crisis (face/face)
		121	Emergency/Crisis (telephone)
		123	Mobile Crisis Service
	Case Management		
		212	Case Management
		225	Case Management
		226	Case Management
		204	Client Advocacy
		213	Intensive Case Management
	Physician/Lab Services		
		305	Medical Review
		308	Medication Delivery
		304	Pharmacological Management
	Other Day Services		
		004C	Day School/6 Hours

<b>Services</b>	<b>Category</b>	<b>Code</b>	<b>Description</b>
		434	Intensive Outpatient Services - Group
		433	Intensive Outpatient Services - Individual
	Other Outpatient Services	500	Consultation
		109	Court Related Services
		210	Disaster Support Service
		590	Divorce Visitation Arbitration
		501	Education
		190	Gate-keeping
		207	Home-based Care
		565	Institution-based Substance Abuse Treatment
		570	Job Retention Support
		252	PACT Timeline Development
		506	Sexual Assault Nurse Examiner (SANE) Training
		504	System Support
		503	Training
		505	Treatment Team Meeting
	Outreach	551	Community Outreach
		553	Community Outreach to Children
		552	Intensive Outreach to Children
		550	Outreach
		561	Prevention Type Activities
		560	Substance Abuse Early Intervention
	Rehabilitation	203	Client Education
		242	Consumer Drop-in Center
		430	Day Treatment Hourly
		217	Group Rehabilitative Treatment
		216	Individual Rehab Treatment
		431	Psycho-social Hourly
		205	Resource Skills Development
		251	Resource Skills Development by Peers
		224	Substance Abuse Dx\Prob-Related Education (Family)
		219	Substance Abuse Dx\Prob-Related Education (Group)
		218	Substance Abuse Dx\Prob-Related Education (Individual)
		211	Substance Abuse Dx\Prob-Related Education
		202	Socialization
	Vocational	243	Employment Training
		245	Pre-vocational
		244	Vocational Training



**Various Categories:**

In response to many special report requests in past years, the special reports table was generated to address the majority of those requests.

## **Description of Sections and Tables**

---

The Data Book consists of two sections. The first section displays Counts of Admitted Clients Served by Funding Source for Sex, Age, Race, Presenting Problem/Diagnosis, County of Residence, and Other Indicators. The second section presents Counts of Day and Hourly Units of Service by Funding Source for Admitted Clients and Contacts. Each section contains six tables presenting data for 1) Statewide Total, 2) Agency, 3) Agency Type, 4) Count of Residence, 5) Planning Area, and 6) Various Categories.

### **Section One: Admitted Clients Served by Funding Source**

Admitted Clients Served are clients who have an admission transaction in the ICIS before or during the report year and had received a service during the report year. For this section, they are counted only once in the total for each level of aggregation or category in which they appear. This is called an unduplicated count. For example, a client may receive services at one hospital and then receive services at another hospital in the same year. This client would be counted twice (once at each hospital) in the agency report, but only once in the agency type and statewide tables. Because information such as age and sex should remain constant (except for data entry errors), counts for categories of these variables will sum to the total clients served on each table. Variables that might change from admission at one facility to admission at another or over time, (e.g., legal status, diagnosis, and target population) can be counted in more than one category and should not be summed.

This section shows only clients who were admitted for services and excludes contacts. It enumerates admitted clients, but further limits the counts to specific subgroups of the client population. Each individual counted has received a service at some time during the year regardless of the year he/she was admitted. Clients are grouped by frequently referenced demographics: Sex, Age, Race, Presenting Problem/Diagnosis, County of Residence, and Other Indicators. A client may be in more than one of these groups, or a client's group may change during the year. As a result, the sum of target populations exceeds the total number served. However, for any given population, the age, race, and sex, which do not change (age is calculated as of a single point in time), are unduplicated counts and should equal the total.

## **Section Two: Units of Service by Funding Source**

This section helps to quantify the Department's impact on the community by reporting the total number of individuals identified as receiving a service during the fiscal year. It also presents Summaries for all types of services funded through the ODMHSAS.

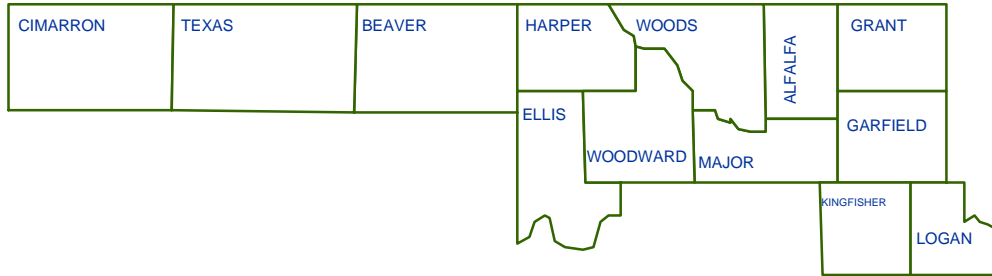
Individuals are counted as contacts when they call or visit an agency, but are not admitted. In general, a person can be reported as a contact twice at the same agency within a twelve-month period, but services are not given a third time without an admission. A client can also seek services at another agency and be counted as a contact there. In the Data Book report, an agency's contact counts exclude individuals who are subsequently admitted there. Additionally, two types of contacts are excluded from counts: Emergency Contacts and Group Contacts. In these cases, individuals are not identified and their addition would likely produce duplicated counts. However, the services to those individuals are reported.

---

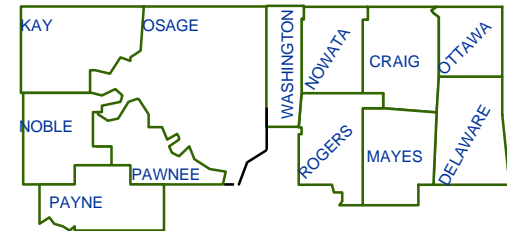
OKLAHOMA DEPARTMENT OF MENTAL HEALTH  
AND SUBSTANCE ABUSE SERVICES

# Planning Areas

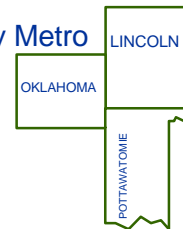
Northwest



Northeast



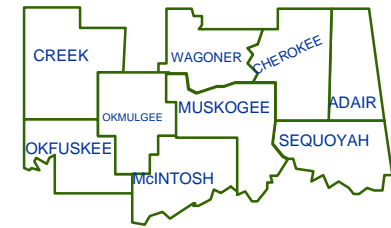
Oklahoma City Metro



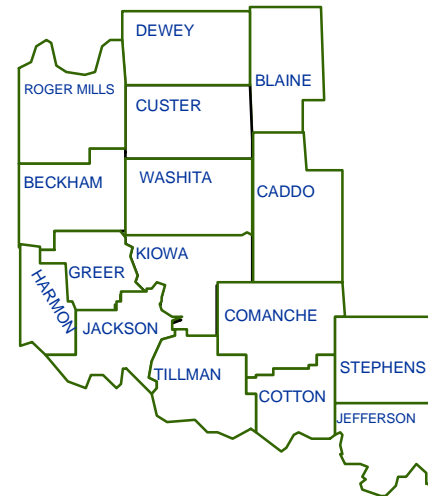
Tulsa Metro



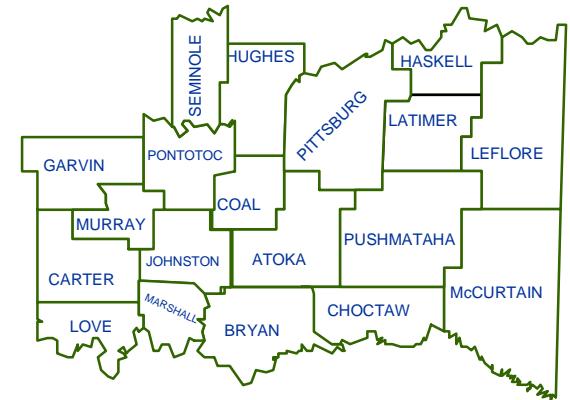
East Central



Central



Southwest



Southeast