

data

BOOK FOR FISCAL YEAR 2002

Section Two:
Units of Service by Funding
Source

Table 8. Counts of Day and
Hourly Services Provided for
each Agency

DATA BOOK FOR FISCAL YEAR 2002

Published by

Oklahoma Department of Mental Health and Substance Abuse
Services

Prepared by

Ali Akour, Ph.D.

Data Analyst, Evaluation and Data Analysis Section
Decision Support Services

2002

Terry Cline, Ph.D., Commissioner
Steve Davis, Ph.D., Director of Decision Support Services
Mark Reynolds, Ed. D., Evaluation & Data Analysis Data Projects Manager

Public Domain Notice

The Data Book for Fiscal Year 2002 is in the public domain and may be reproduced or copied without permission from the Oklahoma Department of Mental Health and Substance Abuse Services. However, this publication may not be reproduced or distributed for a fee without the specific, written authorization of Oklahoma Department of Mental Health and Substance Abuse Services. Citation of the source is appreciated.

Electronic Access to Publication

This publication is available on the World Wide Web at:
<http://www.odmhsas.org/databooks.htm>

How to Contact Us

**Oklahoma Department of Mental Health and Substance Abuse Services
Evaluation and Data Analysis Section**

P.O. Box 53277
Oklahoma City, OK 73152-3277
(405) 522-3813

Contents

Introduction

Section One: Admitted Clients Served by Funding Source

- Table 1. Counts of Admitted Clients Served for **Statewide Total**
- Table 2. Counts of Admitted Clients Served for each **Agency**
- Table 3. Counts of Admitted Clients Served for each **Agency Type**
- Table 4. Counts of Admitted Clients Served for each **County of Residence**
- Table 5. Counts of Admitted Clients Served for each **Planning Area**
- Table 6. Counts of Admitted Clients Served for **Various Categories**

Section Two: Units of Service by Funding Source

- Table 7. Counts of Day and Hourly Services Provided for **Statewide Total**
- Table 8. Counts of Day and Hourly Services Provided for each **Agency**
- Table 9. Counts of Day and Hourly Services Provided for each **Agency Type**
- Table 10. Counts of Day and Hourly Services Provided for each **County of Residence**
- Table 11. Counts of Day and Hourly Services Provided for each **Planning Area**
- Table 12. Counts of Day and Hourly Services Provided for **Various Categories**

Appendix

Definitions of Terms and Categorization Variables

Descriptions of Sections and Tables

Map of Planning Areas

DATA BOOK FOR FISCAL YEAR 2002

Introduction

Prior to Fiscal Year 1999, any client seen at an Oklahoma Department of Mental Health and Substance Abuse Services (ODMHSAS) contracted facility was reported, regardless of who paid for the service. Starting with Fiscal Year 1999, only clients funded in full or in part by ODMHSAS were reported. Therefore, previous years' reported client counts will be larger than in following years.

During the Fiscal Year 2002, the State of Oklahoma expenditures on community mental health services, inpatient facilities, substance abuse services, domestic violence/sexual assault services, and departmental management amounted to approximately \$192 million dollars. An unduplicated total of approximately 88,941 recipients were served system-wide in FY 2002. The unduplicated total of 88,941 recipients consists of 60,556 recipients that were admitted and served and 28,385 recipients that were contacts. The Data Book report is generated to provide basic information about these recipients and services they received for policy makers, interest groups, and others working to improve the quality of life for those in need.

The Data Book report is produced by the Evaluation and Data Analysis Section of the Decision Support Services Division at the Oklahoma Department of Mental Health and Substance Abuse Services (ODMHSAS). The report summarizes demographic information and services for clients served in agencies operated by or funded through ODMHSAS. To create the Data Book report, data are extracted from the ODMHSAS Integrated Client Information System (ICIS). ICIS contains demographic and service information about service recipients and agencies.

To meet the specific needs of a variety of entities, the Data Book report consists of two separate sections: Admitted Clients Served by Funding Source; Units of Service by Funding Source. The sections are then divided into tables and each table presents a different view of the data. Definitions of terms and a Map of Planning Areas are also provided.

Oklahoma Department of Mental Health and Substance Abuse Services

Counts of Day and Hourly Services Provided by Funding Source for Each Agency During FY 2002

A BETTER CHANCE

Units of Service by Funding Source

	Number of Clients/Contacts	Units of Service by Funding Source					
		Mental Health	Substance Abuse	Domestic Violence	Residential Care	Medicaid	Other
Admitted Clients							
Hourly Services							
Assessment	347	0	1,091	0	0	0	0
Case Management	173	0	186	0	0	0	0
Counseling	53	0	448	0	0	0	0
Rehabilitation	176	0	126	0	0	0	0
Total	433	0	1,851	0	0	0	0
Contacts							
Hourly Services							
Early Intervention, Outreach	1	0	2	0	0	0	0
Total	1	0	2	0	0	0	0

Oklahoma Department of Mental Health and Substance Abuse Services

Counts of Day and Hourly Services Provided by Funding Source for Each Agency During FY 2002

ACMI HOUSE INC

	Number of Clients/Contacts	Units of Service by Funding Source					
		Mental Health	Substance Abuse	Domestic Violence	Residential Care	Medicaid	Other
Admitted Clients							
Day Services							
Housing	129	0	0	2,011	0	0	0
Total	129	0	0	2,011	0	0	0
Hourly Services							
Assessment	262	0	0	433	0	0	0
Case Management	147	0	0	668	0	0	0
Counseling	195	0	0	1,572	0	0	0
Crisis Intervention	74	0	0	84	0	0	0
Rehabilitation	120	0	0	498	0	0	0
Total	282	0	0	3,254	0	0	0
Contacts							
Hourly Services							
Assessment	1	0	0	3	0	0	0
Case Management	2	0	0	3	0	0	0
Crisis Intervention	47	0	0	226	0	0	0
Early Intervention, Outreach	29	0	0	164	0	0	0
Other Outpatient	27	0	0	150	0	0	0
Total	105	0	0	547	0	0	0

Oklahoma Department of Mental Health and Substance Abuse Services

Counts of Day and Hourly Services Provided by Funding Source for Each Agency During FY 2002
ACTION ASSOCIATES, INC.

	Number of Clients/Contacts	Units of Service by Funding Source					
		Mental Health	Substance Abuse	Domestic Violence	Residential Care	Medicaid	Other
Admitted Clients							
Day Services							
Housing	132	0	0	2,334	0	0	0
Total	132	0	0	2,334	0	0	0
Hourly Services							
Assessment	385	0	0	375	0	0	0
Case Management	265	0	0	2,838	0	0	0
Counseling	259	0	0	1,891	0	0	0
Crisis Intervention	335	0	0	221	0	0	0
Rehabilitation	130	0	0	2,521	0	0	0
Total	410	0	0	7,846	0	0	1
Contacts							
Hourly Services							
Crisis Intervention	9	0	0	151	0	0	0
Other Outpatient	23	0	0	1,334	0	0	0
Total	32	0	0	1,486	0	0	0

Oklahoma Department of Mental Health and Substance Abuse Services

Counts of Day and Hourly Services Provided by Funding Source for Each Agency During FY 2002

ADA AREA CHEMICAL DEP. CTR

Units of Service by Funding Source

	Number of Clients/Contacts	Units of Service by Funding Source					
		Mental Health	Substance Abuse	Domestic Violence	Residential Care	Medicaid	Other
Admitted Clients							
Hourly Services							
Assessment	81	0	261	0	0	0	0
Counseling	92	0	2,794	0	0	0	0
Total	98	0	3,055	0	0	0	0
Contacts							
Hourly Services							
Assessment	101	0	114	0	0	0	0
Early Intervention, Outreach	8	0	47	0	0	0	0
Total	109	0	161	0	0	0	0

Oklahoma Department of Mental Health and Substance Abuse Services

Counts of Day and Hourly Services Provided by Funding Source for Each Agency During FY 2002

ADA RESIDENTIAL CARE

	Number of Clients/Contacts	Units of Service by Funding Source					
		Mental Health	Substance Abuse	Domestic Violence	Residential Care	Medicaid	Other
Admitted Clients							
Day Services							
Housing	42	0	0	0	7,827	0	0
Total	42	0	0	0	7,827	0	0
Contacts							
Day Services							
Housing	1	0	0	0	350	0	0
Total	1	0	0	0	350	0	0

Oklahoma Department of Mental Health and Substance Abuse Services

Counts of Day and Hourly Services Provided by Funding Source for Each Agency During FY 2002
ALPHA II, INC.

Units of Service by Funding Source

	Number of Clients/Contacts	Units of Service by Funding Source					
		Mental Health	Substance Abuse	Domestic Violence	Residential Care	Medicaid	Other
Admitted Clients							
Day Services							
Housing	44	0	2,451	0	0	0	0
Residential Treatment	95	0	2,426	0	0	0	0
Total	107	0	4,877	0	0	0	0
Hourly Services							
Assessment	3	0	5	0	0	0	0
Counseling	5	0	67	0	0	0	0
Total	5	0	72	0	0	0	0

Oklahoma Department of Mental Health and Substance Abuse Services

Counts of Day and Hourly Services Provided by Funding Source for Each Agency During FY 2002

ALTERNATIVEWORKS

	Number of Clients/Contacts	Units of Service by Funding Source					
		Mental Health	Substance Abuse	Domestic Violence	Residential Care	Medicaid	Other
Contacts							
Hourly Services							
Assessment	31	0	40	0	0	0	0
Total	31	0	40	0	0	0	0

Oklahoma Department of Mental Health and Substance Abuse Services
Counts of Day and Hourly Services Provided by Funding Source for Each Agency During FY 2002
ASSOCIATED CENTERS FOR THERAPY, INC.

	Number of Clients/Contacts	Units of Service by Funding Source					Medicaid	Other
		Mental Health	Substance Abuse	Domestic Violence	Residential Care			
Admitted Clients								
Day Services								
Crisis Stabilization	4	6	0	0	0	0	0	
Housing	57	6,694	0	0	0	0	0	
Inpatient Hospitalization	3	29	0	0	0	0	0	
Total	64	6,729	0	0	0	0	0	
Hourly Services								
Assessment	1,148	1,604	0	0	0	78	0	
Case Management	908	8,113	0	0	0	1,227	0	
Counseling	491	4,082	0	0	0	242	0	
Crisis Intervention	107	112	0	0	0	4	0	
Physician, Lab and Related Services	1,063	1,569	0	0	0	43	0	
Rehabilitation	286	12,519	0	0	0	5,330	0	
Vocational	1	1	0	0	0	0	0	
Total	1,308	27,999	0	0	0	6,924	0	
Contacts								
Hourly Services								
Assessment	186	410	0	0	0	2	0	
Crisis Intervention	1	1	0	0	0	0	0	
Early Intervention, Outreach	34	1,171	0	0	0	4	0	
Total	220	1,581	0	0	0	6	0	

Oklahoma Department of Mental Health and Substance Abuse Services

Counts of Day and Hourly Services Provided by Funding Source for Each Agency During FY 2002

BILL WILLIS MENTAL HEALTH

Units of Service by Funding Source

	Number of Clients/Contacts	Units of Service by Funding Source					
		Mental Health	Substance Abuse	Domestic Violence	Residential Care	Medicaid	Other
Admitted Clients							
Day Services							
Inpatient Hospitalization	26	196	0	0	0	0	0
Residential Treatment	221	0	4,303	0	0	0	662
Total	247	196	4,303	0	0	0	662
Hourly Services							
Assessment	1,648	1,085	853	0	0	328	587
Case Management	612	647	121	0	0	446	68
Counseling	988	3,177	15,967	0	0	1,607	2,707
Crisis Intervention	396	375	145	0	0	103	98
Other Outpatient	22	1	0	0	0	0	46
Physician, Lab and Related Services	1,253	2,343	0	0	0	676	899
Rehabilitation	902	25,474	0	0	0	37,069	4,298
Total	2,000	33,104	17,086	0	0	40,229	8,702
Contacts							
Hourly Services							
Assessment	374	236	264	0	0	13	110
Case Management	1	0	0	0	0	2	0
Counseling	6	2	6	0	0	0	3
Crisis Intervention	192	538	196	0	0	8	96
Early Intervention, Outreach	21	149	2	0	0	0	0
Other Outpatient	4	0	26	0	0	0	0
Physician, Lab and Related Services	4	1	0	0	0	4	3
Rehabilitation	4	2	0	0	0	172	10
Total	559	928	493	0	0	199	221

Oklahoma Department of Mental Health and Substance Abuse Services

Counts of Day and Hourly Services Provided by Funding Source for Each Agency During FY 2002

BOLEY RESIDENTIAL CARE HOME

Units of Service by Funding Source

	Number of Clients/Contacts	Units of Service by Funding Source					Medicaid	Other
		Mental Health	Substance Abuse	Domestic Violence	Residential Care			
Admitted Clients								
Day Services								
Housing	42	0	0	0	10,806	0	0	
Total	42	0	0	0	10,806	0	0	

Oklahoma Department of Mental Health and Substance Abuse Services

Counts of Day and Hourly Services Provided by Funding Source for Each Agency During FY 2002

BOLEY RESIDENTIAL CARE HOME II

Units of Service by Funding Source

	Number of Clients/Contacts	Units of Service by Funding Source					Medicaid	Other
		Mental Health	Substance Abuse	Domestic Violence	Residential Care			
Admitted Clients								
Day Services								
Housing	94	0	0	0	15,595	0	0	
Total	94	0	0	0	15,595	0	0	

Oklahoma Department of Mental Health and Substance Abuse Services

Counts of Day and Hourly Services Provided by Funding Source for Each Agency During FY 2002

BRIDGEWAY

	Number of Clients/Contacts	Units of Service by Funding Source					
		Mental Health	Substance Abuse	Domestic Violence	Residential Care	Medicaid	Other
Admitted Clients							
Day Services							
Housing	33	0	1,901	0	0	0	0
Total	33	0	1,901	0	0	0	0
Hourly Services							
Assessment	9	0	13	0	0	0	0
Counseling	10	0	91	0	0	0	0
Rehabilitation	6	0	78	0	0	0	0
Total	12	0	182	0	0	0	0

Oklahoma Department of Mental Health and Substance Abuse Services

Counts of Day and Hourly Services Provided by Funding Source for Each Agency During FY 2002

CAA TURNING POINT

Units of Service by Funding Source

	Number of Clients/Contacts	Units of Service by Funding Source					Medicaid	Other
		Mental Health	Substance Abuse	Domestic Violence	Residential Care			
Admitted Clients								
Hourly Services								
Assessment	369	0	1,270	0	0	0	0	0
Case Management	31	0	154	0	0	0	0	0
Counseling	348	0	6,858	0	0	0	0	0
Crisis Intervention	1	0	2	0	0	0	0	0
Rehabilitation	3	0	15	0	0	0	0	0
Total	407	0	8,299	0	0	0	0	0
Contacts								
Hourly Services								
Assessment	23	0	36	0	0	0	0	0
Counseling	2	0	3	0	0	0	0	0
Crisis Intervention	1	0	1	0	0	0	0	0
Early Intervention, Outreach	13	0	3,650	0	0	0	0	0
Rehabilitation	43	0	136	0	0	0	0	0
Total	82	0	3,826	0	0	0	0	0

Oklahoma Department of Mental Health and Substance Abuse Services

**Counts of Day and Hourly Services Provided by Funding Source for Each Agency During FY 2002
CALL RAPE INC.**

Units of Service by Funding Source

	Number of Clients/Contacts	Units of Service by Funding Source					
		Mental Health	Substance Abuse	Domestic Violence	Residential Care	Medicaid	Other
Admitted Clients							
Hourly Services							
Counseling	121	0	0	693	0	0	0
Crisis Intervention	1	0	0	1	0	0	0
Total	121	0	0	694	0	0	0
Contacts							
Hourly Services							
Counseling	29	0	0	49	0	0	0
Crisis Intervention	1	0	0	49	0	0	0
Other Outpatient	5	0	0	15	0	0	0
Total	35	0	0	113	0	0	0

Oklahoma Department of Mental Health and Substance Abuse Services

Counts of Day and Hourly Services Provided by Funding Source for Each Agency During FY 2002
CARE FOR CHANGE INC.

Units of Service by Funding Source

	Number of Clients/Contacts	Units of Service by Funding Source					
		Mental Health	Substance Abuse	Domestic Violence	Residential Care	Medicaid	Other
Admitted Clients							
Hourly Services							
Assessment	338	0	1,017	0	0	0	0
Counseling	335	0	10,326	0	0	0	0
Total	427	0	11,342	0	0	0	0
Contacts							
Hourly Services							
Assessment	993	0	1,997	0	0	0	0
Counseling	3	0	6	0	0	0	0
Early Intervention, Outreach	5	0	8	0	0	0	0
Total	1,000	0	2,011	0	0	0	0

Oklahoma Department of Mental Health and Substance Abuse Services

Counts of Day and Hourly Services Provided by Funding Source for Each Agency During FY 2002

CARL ALBERT C.M.H.C.

	Number of Clients/Contacts	Units of Service by Funding Source					
		Mental Health	Substance Abuse	Domestic Violence	Residential Care	Medicaid	Other
Admitted Clients							
Day Services							
Inpatient Hospitalization	771	4,829	0	0	0	0	2,445
Total	771	4,829	0	0	0	0	2,445
Hourly Services							
Assessment	1,981	1,947	30	0	0	1,003	728
Case Management	759	890	38	0	0	1,040	218
Counseling	1,335	4,738	2,302	0	0	3,095	2,911
Crisis Intervention	112	37	3	0	0	14	61
Other Outpatient	8	16	0	0	0	0	0
Physician, Lab and Related Services	1,893	2,281	0	0	0	1,656	1,199
Rehabilitation	837	12,914	0	0	0	23,283	370
Total	2,322	22,824	2,373	0	0	30,090	5,487
Contacts							
Hourly Services							
Assessment	1,089	1,137	0	0	0	0	69
Crisis Intervention	37	5	0	0	0	0	35
Other Outpatient	5	16	0	0	0	0	0
Total	1,122	1,158	0	0	0	0	103

Oklahoma Department of Mental Health and Substance Abuse Services

Counts of Day and Hourly Services Provided by Funding Source for Each Agency During FY 2002
CENTER FOR CHILDREN & FAMILIES

	Number of Clients/Contacts	Units of Service by Funding Source					
		Mental Health	Substance Abuse	Domestic Violence	Residential Care	Medicaid	Other
Admitted Clients							
Hourly Services							
Counseling	172	1,758	0	0	0	0	0
Total	172	1,758	0	0	0	0	0
Contacts							
Hourly Services							
Counseling	2	116	0	0	0	0	0
Total	2	116	0	0	0	0	0

Oklahoma Department of Mental Health and Substance Abuse Services

Counts of Day and Hourly Services Provided by Funding Source for Each Agency During FY 2002

CENTRAL OKLAHOMA CMHC

Units of Service by Funding Source

	Number of Clients/Contacts	Units of Service by Funding Source					Medicaid	Other
		Mental Health	Substance Abuse	Domestic Violence	Residential Care			
Admitted Clients								
Hourly Services								
Assessment	1,397	1,954	0	0	0	320	241	
Case Management	714	1,054	0	0	0	673	53	
Counseling	1,242	10,211	0	0	0	4,366	3,231	
Crisis Intervention	238	168	0	0	0	39	19	
Other Outpatient	5	10	0	0	0	0	0	
Physician, Lab and Related Services	1,202	1,654	0	0	0	648	946	
Rehabilitation	422	4,576	0	0	0	7,175	295	
Total	1,594	19,627	0	0	0	13,222	4,784	
Contacts								
Hourly Services								
Assessment	701	624	0	0	0	13	14	
Case Management	3	1	0	0	0	3	0	
Crisis Intervention	196	220	0	0	0	6	15	
Early Intervention, Outreach	1	352	0	0	0	0	2	
Other Outpatient	7	1,935	0	0	0	0	0	
Physician, Lab and Related Services	20	11	0	0	0	0	0	
Total	835	3,143	0	0	0	22	31	

Oklahoma Department of Mental Health and Substance Abuse Services

Counts of Day and Hourly Services Provided by Funding Source for Each Agency During FY 2002

CHISHOLM TRAIL COUNSELING SVS

	Number of Clients/Contacts	Units of Service by Funding Source					
		Mental Health	Substance Abuse	Domestic Violence	Residential Care	Medicaid	Other
Admitted Clients							
Day Services							
Housing	23	4,628	0	0	0	0	0
Total	23	4,628	0	0	0	0	0
Hourly Services							
Assessment	1,000	1,497	82	0	0	121	0
Case Management	306	526	1	0	0	198	0
Counseling	971	8,017	953	0	0	4,085	1
Crisis Intervention	214	344	0	0	0	59	0
Physician, Lab and Related Services	466	712	0	0	0	4	0
Rehabilitation	336	8,841	0	0	0	11,728	0
Vocational	1	1	0	0	0	0	0
Total	1,603	19,937	1,036	0	0	16,195	1
Contacts							
Hourly Services							
Assessment	174	94	53	0	0	1	0
Case Management	1	4	0	0	0	0	0
Counseling	2	2	0	0	0	0	0
Crisis Intervention	216	362	0	0	0	8	0
Early Intervention, Outreach	6	186	0	0	0	0	0
Physician, Lab and Related Services	7	4	0	0	0	0	0
Rehabilitation	6	17	0	0	0	0	0
Total	391	668	53	0	0	9	0

Oklahoma Department of Mental Health and Substance Abuse Services
Counts of Day and Hourly Services Provided by Funding Source for Each Agency During FY 2002
CITIZEN POTOWATOMI NATION

Units of Service by Funding Source

	Number of Clients/Contacts	Units of Service by Funding Source					
		Mental Health	Substance Abuse	Domestic Violence	Residential Care	Medicaid	Other
Admitted Clients							
Hourly Services							
Assessment	43	0	108	0	0	0	0
Case Management	24	0	30	0	0	0	0
Counseling	70	0	995	0	0	0	0
Crisis Intervention	6	0	4	0	0	0	0
Total	76	0	1,138	0	0	0	0
Contacts							
Hourly Services							
Assessment	1	0	3	0	0	0	0
Case Management	1	0	1	0	0	0	0
Counseling	23	0	159	0	0	0	0
Rehabilitation	12	0	62	0	0	0	0
Total	28	0	224	0	0	0	0

Oklahoma Department of Mental Health and Substance Abuse Services

Counts of Day and Hourly Services Provided by Funding Source for Each Agency During FY 2002

CLETA'S COTTAGE

Units of Service by Funding Source

	Number of Clients/Contacts	Units of Service by Funding Source					
		Mental Health	Substance Abuse	Domestic Violence	Residential Care	Medicaid	Other
Admitted Clients							
Day Services							
Housing	24	0	0	0	8,729	0	0
Total	24	0	0	0	8,729	0	0

Oklahoma Department of Mental Health and Substance Abuse Services

Counts of Day and Hourly Services Provided by Funding Source for Each Agency During FY 2002
COMMUNITY ALCOHOLISM SERVICES

Units of Service by Funding Source

	Number of Clients/Contacts	Units of Service by Funding Source					
		Mental Health	Substance Abuse	Domestic Violence	Residential Care	Medicaid	Other
Admitted Clients							
Hourly Services							
Assessment	106	0	390	0	0	0	0
Counseling	134	0	3,729	0	0	0	0
Rehabilitation	59	0	159	0	0	0	0
Total	138	0	4,278	0	0	0	0
Contacts							
Hourly Services							
Assessment	35	0	53	0	0	0	0
Counseling	28	0	57	0	0	0	0
Rehabilitation	1	0	3	0	0	0	0
Total	58	0	113	0	0	0	0

Oklahoma Department of Mental Health and Substance Abuse Services

Counts of Day and Hourly Services Provided by Funding Source for Each Agency During FY 2002

COMMUNITY CHILDREN'S SHELTER

	Number of Clients/Contacts	Units of Service by Funding Source					
		Mental Health	Substance Abuse	Domestic Violence	Residential Care	Medicaid	Other
Admitted Clients							
Hourly Services							
Assessment	13	0	23	0	0	0	0
Case Management	4	0	1	0	0	0	0
Counseling	4	0	217	0	0	0	0
Rehabilitation	8	0	320	0	0	0	0
Total	13	0	560	0	0	0	0
Contacts							
Hourly Services							
Assessment	112	0	155	0	0	0	0
Total	112	0	155	0	0	0	0

Oklahoma Department of Mental Health and Substance Abuse Services
Counts of Day and Hourly Services Provided by Funding Source for Each Agency During FY 2002
COMMUNITY COUNSELING CENTER

Units of Service by Funding Source

	Number of Clients/Contacts	Units of Service by Funding Source					
		Mental Health	Substance Abuse	Domestic Violence	Residential Care	Medicaid	Other
Admitted Clients							
Day Services							
Housing	38	549	0	0	5,864	0	0
Residential Treatment	3	771	0	0	0	0	0
Total	41	1,320	0	0	5,864	0	0
Hourly Services							
Assessment	807	885	15	0	0	646	0
Case Management	681	2,102	24	0	0	797	0
Counseling	637	2,773	2,822	0	0	4,001	0
Crisis Intervention	4	5	0	0	0	1	0
Physician, Lab and Related Services	663	432	0	0	0	123	0
Rehabilitation	384	5,119	0	0	0	22,541	0
Total	1,206	11,316	2,861	0	0	28,108	0
Contacts							
Hourly Services							
Crisis Intervention	1	18	18	0	0	0	0
Early Intervention, Outreach	21	1,337	30	0	0	1,489	0
Total	22	1,355	47	0	0	1,489	0

Oklahoma Department of Mental Health and Substance Abuse Services

Counts of Day and Hourly Services Provided by Funding Source for Each Agency During FY 2002
COMMUNITY CRISIS CENTER, INC.

	Number of Clients/Contacts	Units of Service by Funding Source					
		Mental Health	Substance Abuse	Domestic Violence	Residential Care	Medicaid	Other
Admitted Clients							
Day Services							
Housing	123	0	0	2,946	0	0	0
Total	123	0	0	2,946	0	0	0
Hourly Services							
Assessment	183	0	0	242	0	0	0
Case Management	96	0	0	387	0	0	0
Counseling	149	0	0	626	0	0	0
Crisis Intervention	14	0	0	25	0	0	0
Rehabilitation	73	0	0	419	0	0	0
Total	228	0	0	1,698	0	0	0
Contacts							
Hourly Services							
Assessment	1	0	0	45	0	0	0
Crisis Intervention	13	0	0	224	0	0	0
Early Intervention, Outreach	4	0	0	5	0	0	0
Other Outpatient	18	0	0	453	0	0	0
Total	35	0	0	727	0	0	0

Oklahoma Department of Mental Health and Substance Abuse Services
Counts of Day and Hourly Services Provided by Funding Source for Each Agency During FY 2002
COMMUNITY DEVELOPMENT SUPPORT ASSOCIATION

	Number of Clients/Contacts	Units of Service by Funding Source					
		Mental Health	Substance Abuse	Domestic Violence	Residential Care	Medicaid	Other
Admitted Clients							
Hourly Services							
Assessment	20	0	104	0	0	0	0
Counseling	20	0	2,620	0	0	0	0
Total	20	0	2,724	0	0	0	0
Contacts							
Hourly Services							
Other Outpatient	1	0	57	0	0	0	0
Total	1	0	57	0	0	0	0

Oklahoma Department of Mental Health and Substance Abuse Services
Counts of Day and Hourly Services Provided by Funding Source for Each Agency During FY 2002
COPE, INC.

	Number of Clients/Contacts	Units of Service by Funding Source					
		Mental Health	Substance Abuse	Domestic Violence	Residential Care	Medicaid	Other
Admitted Clients							
Hourly Services							
Assessment	12	0	27	0	0	0	0
Case Management	1	0	1	0	0	0	0
Counseling	12	0	150	0	0	0	0
Total	14	0	177	0	0	0	0
Contacts							
Hourly Services							
Assessment	388	0	795	0	0	0	0
Case Management	20	0	20	0	0	0	0
Total	389	0	815	0	0	0	0

Oklahoma Department of Mental Health and Substance Abuse Services

Counts of Day and Hourly Services Provided by Funding Source for Each Agency During FY 2002

COPP'S RESIDENTIAL CARE, INC.

Units of Service by Funding Source

	Number of Clients/Contacts	Units of Service by Funding Source					
		Mental Health	Substance Abuse	Domestic Violence	Residential Care	Medicaid	Other
Admitted Clients							
Day Services							
Housing	42	0	0	0	13,668	0	0
Total	42	0	0	0	13,668	0	0

Oklahoma Department of Mental Health and Substance Abuse Services

Counts of Day and Hourly Services Provided by Funding Source for Each Agency During FY 2002
COUNSELING CENTER OF S.E. OKLAHOMA

Units of Service by Funding Source

	Number of Clients/Contacts	Units of Service by Funding Source					Other
		Mental Health	Substance Abuse	Domestic Violence	Residential Care	Medicaid	
Admitted Clients							
Hourly Services							
Assessment	117	0	443	0	0	0	0
Case Management	30	0	206	0	0	0	0
Counseling	103	0	3,787	0	0	0	0
Rehabilitation	38	0	921	0	0	0	0
Total	128	0	5,356	0	0	0	0
Contacts							
Hourly Services							
Assessment	45	0	107	0	0	0	0
Case Management	1	0	1	0	0	0	0
Counseling	21	0	48	0	0	0	0
Early Intervention, Outreach	12	0	154	0	0	0	0
Other Outpatient	13	0	1,582	0	0	0	0
Rehabilitation	4	0	6	0	0	0	0
Total	86	0	1,896	0	0	0	0

Oklahoma Department of Mental Health and Substance Abuse Services

Counts of Day and Hourly Services Provided by Funding Source for Each Agency During FY 2002

COUNTRY LANE RESIDENTIAL CARE HOME

Units of Service by Funding Source

	Number of Clients/Contacts	Units of Service by Funding Source					Medicaid	Other
		Mental Health	Substance Abuse	Domestic Violence	Residential Care			
Admitted Clients								
Day Services								
Housing	78	0	0	0	18,999	0	0	
Total	78	0	0	0	18,999	0	0	

Oklahoma Department of Mental Health and Substance Abuse Services

Counts of Day and Hourly Services Provided by Funding Source for Each Agency During FY 2002
CROOKS MENTAL HEALTH SERVICES

Units of Service by Funding Source

	Number of Clients/Contacts	Units of Service by Funding Source					
		Mental Health	Substance Abuse	Domestic Violence	Residential Care	Medicaid	Other
Admitted Clients							
Day Services							
Inpatient Hospitalization	123	1,155	0	0	0	0	0
Total	123	1,155	0	0	0	0	0
Hourly Services							
Assessment	1,133	1,772	0	0	0	197	0
Case Management	794	1,485	0	0	0	930	0
Counseling	813	4,897	0	0	0	4,336	2
Crisis Intervention	341	629	0	0	0	171	0
Physician, Lab and Related Services	802	638	0	0	0	306	0
Rehabilitation	364	17,326	0	0	0	35,737	0
Total	1,318	26,746	0	0	0	41,676	2
Contacts							
Hourly Services							
Assessment	216	266	0	0	0	5	0
Case Management	12	5	0	0	0	3	0
Counseling	5	6	0	0	0	0	0
Crisis Intervention	241	517	0	0	0	84	0
Total	429	794	0	0	0	91	0

Oklahoma Department of Mental Health and Substance Abuse Services

Counts of Day and Hourly Services Provided by Funding Source for Each Agency During FY 2002

CRISIS CONTROL CENTER

Units of Service by Funding Source

	Number of Clients/Contacts	Units of Service by Funding Source					
		Mental Health	Substance Abuse	Domestic Violence	Residential Care	Medicaid	Other
Admitted Clients							
Day Services							
Housing	171	0	0	2,412	0	0	0
Total	171	0	0	2,412	0	0	0
Hourly Services							
Assessment	196	0	0	421	0	0	0
Case Management	102	0	0	196	0	0	0
Counseling	135	0	0	411	0	0	0
Crisis Intervention	134	0	0	177	0	0	0
Rehabilitation	80	0	0	220	0	0	0
Total	212	0	0	1,424	0	0	0
Contacts							
Hourly Services							
Assessment	55	0	0	18	0	0	0
Crisis Intervention	42	0	0	207	0	0	0
Other Outpatient	29	0	0	1,091	0	0	0
Total	111	0	0	1,315	0	0	0

Oklahoma Department of Mental Health and Substance Abuse Services

Counts of Day and Hourly Services Provided by Funding Source for Each Agency During FY 2002

CROSSROADS INCORPORATED

	Number of Clients/Contacts	Units of Service by Funding Source					Medicaid	Other
		Mental Health	Substance Abuse	Domestic Violence	Residential Care			
Admitted Clients								
Hourly Services								
Rehabilitation	158	34,682	0	0	0	0	0	
Total	158	34,682	0	0	0	0	0	

Oklahoma Department of Mental Health and Substance Abuse Services
Counts of Day and Hourly Services Provided by Funding Source for Each Agency During FY 2002
D.V. PROGRAM OF N. CENTRAL OKLAHOMA

	Number of Clients/Contacts	Units of Service by Funding Source					
		Mental Health	Substance Abuse	Domestic Violence	Residential Care	Medicaid	Other
Admitted Clients							
Day Services							
Housing	135	0	0	1,150	0	0	0
Total	135	0	0	1,150	0	0	0
Hourly Services							
Assessment	24	0	0	28	0	0	0
Case Management	178	0	0	1,062	0	0	0
Counseling	163	0	0	1,255	0	0	0
Crisis Intervention	114	0	0	136	0	0	0
Rehabilitation	36	0	0	54	0	0	0
Total	303	0	0	2,534	0	0	0
Contacts							
Hourly Services							
Case Management	27	0	0	28	0	0	0
Crisis Intervention	29	0	0	141	0	0	0
Early Intervention, Outreach	14	0	0	32	0	0	0
Other Outpatient	18	0	0	335	0	0	0
Total	88	0	0	536	0	0	0

Oklahoma Department of Mental Health and Substance Abuse Services

Counts of Day and Hourly Services Provided by Funding Source for Each Agency During FY 2002
DIVORCE VISITATION ARBITRATION

	Number of Clients/Contacts	Units of Service by Funding Source					
		Mental Health	Substance Abuse	Domestic Violence	Residential Care	Medicaid	Other
Admitted Clients							
Hourly Services							
Counseling	80	377	0	0	0	0	0
Total	80	377	0	0	0	0	0
Contacts							
Hourly Services							
Counseling	258	758	0	0	0	0	0
Total	258	758	0	0	0	0	0

Oklahoma Department of Mental Health and Substance Abuse Services

Counts of Day and Hourly Services Provided by Funding Source for Each Agency During FY 2002

DOMESTIC VIOL INTERVEN

	Number of Clients/Contacts	Units of Service by Funding Source					
		Mental Health	Substance Abuse	Domestic Violence	Residential Care	Medicaid	Other
Admitted Clients							
Day Services							
Housing	415	0	0	9,431	0	0	0
Total	415	0	0	9,431	0	0	0
Hourly Services							
Assessment	65	0	24	44	0	0	9
Case Management	42	0	0	101	0	0	0
Counseling	927	0	2,577	4,578	0	0	1,431
Crisis Intervention	9	0	0	10	0	0	2
Total	943	0	2,601	4,732	0	0	1,441
Contacts							
Hourly Services							
Assessment	5	0	0	0	0	0	7
Crisis Intervention	17	0	0	15	0	0	0
Total	22	0	0	15	0	0	7

Oklahoma Department of Mental Health and Substance Abuse Services

Counts of Day and Hourly Services Provided by Funding Source for Each Agency During FY 2002

DON MENTZER FACILITY

Units of Service by Funding Source

	Number of Clients/Contacts	Units of Service by Funding Source					
		Mental Health	Substance Abuse	Domestic Violence	Residential Care	Medicaid	Other
Admitted Clients							
Day Services							
Housing	36	0	0	0	9,508	0	0
Total	36	0	0	0	9,508	0	0

Oklahoma Department of Mental Health and Substance Abuse Services

Counts of Day and Hourly Services Provided by Funding Source for Each Agency During FY 2002

DOW RESIDENTIAL CARE HOME

Units of Service by Funding Source

	Number of Clients/Contacts	Units of Service by Funding Source					
		Mental Health	Substance Abuse	Domestic Violence	Residential Care	Medicaid	Other
Admitted Clients							
Day Services							
Housing	31	0	0	0	7,663	0	0
Total	31	0	0	0	7,663	0	0

Oklahoma Department of Mental Health and Substance Abuse Services

Counts of Day and Hourly Services Provided by Funding Source for Each Agency During FY 2002

DRUG RECOVERY, INC.

Units of Service by Funding Source

	Number of Clients/Contacts	Units of Service by Funding Source					
		Mental Health	Substance Abuse	Domestic Violence	Residential Care	Medicaid	Other
Admitted Clients							
Day Services							
Housing	40	0	2,469	0	0	0	0
Residential Treatment	363	0	24,655	0	0	0	0
Total	388	0	27,124	0	0	0	0
Hourly Services							
Assessment	249	0	301	0	0	0	0
Counseling	231	0	6,260	0	0	0	0
Crisis Intervention	23	0	12	0	0	0	0
Total	341	0	6,573	0	0	0	0
Contacts							
Hourly Services							
Assessment	5	0	8	0	0	0	0
Crisis Intervention	16	0	9	0	0	0	0
Rehabilitation	392	0	5,698	0	0	0	0
Total	413	0	5,715	0	0	0	0

Oklahoma Department of Mental Health and Substance Abuse Services

Counts of Day and Hourly Services Provided by Funding Source for Each Agency During FY 2002

DUNCAN COMMUNITY RESIDENCE INC

Units of Service by Funding Source

	Number of Clients/Contacts	Units of Service by Funding Source					
		Mental Health	Substance Abuse	Domestic Violence	Residential Care	Medicaid	Other
Admitted Clients							
Day Services							
Housing	35	0	0	0	8,203	0	0
Total	35	0	0	0	8,203	0	0

Oklahoma Department of Mental Health and Substance Abuse Services

Counts of Day and Hourly Services Provided by Funding Source for Each Agency During FY 2002

EAGLE RIDGE INSTITUTE

	Number of Clients/Contacts	Units of Service by Funding Source					
		Mental Health	Substance Abuse	Domestic Violence	Residential Care	Medicaid	Other
Admitted Clients							
Day Services							
Residential Treatment	73	0	8,594	0	0	0	0
Total	73	0	8,594	0	0	0	0
Hourly Services							
Assessment	94	0	182	0	0	0	0
Case Management	71	0	533	0	0	0	0
Counseling	108	0	4,111	0	0	0	0
Crisis Intervention	3	0	2	0	0	0	0
Total	112	0	4,827	0	0	0	0
Contacts							
Hourly Services							
Assessment	359	0	441	0	0	0	0
Counseling	2	0	2	0	0	0	0
Early Intervention, Outreach	2	0	4	0	0	0	0
Total	362	0	447	0	0	0	0

Oklahoma Department of Mental Health and Substance Abuse Services

Counts of Day and Hourly Services Provided by Funding Source for Each Agency During FY 2002

EASTERN STATE HOSPITAL

	Number of Clients/Contacts	Units of Service by Funding Source					
		Mental Health	Substance Abuse	Domestic Violence	Residential Care	Medicaid	Other
Admitted Clients							
Day Services							
Inpatient Hospitalization	403	72,175	0	0	0	0	30
Total	403	72,175	0	0	0	0	30
Hourly Services							
Assessment	44	44	0	0	0	0	0
Total	44	44	0	0	0	0	0

Oklahoma Department of Mental Health and Substance Abuse Services
Counts of Day and Hourly Services Provided by Funding Source for Each Agency During FY 2002
EDMOND FAMILY SERVICES, INC.

	Number of Clients/Contacts	Units of Service by Funding Source					Medicaid	Other
		Mental Health	Substance Abuse	Domestic Violence	Residential Care			
Admitted Clients								
Hourly Services								
Assessment	68	0	150	0	0	0	0	0
Counseling	85	0	600	0	0	0	0	0
Crisis Intervention	26	0	55	0	0	0	0	0
Rehabilitation	12	0	64	0	0	0	0	0
Total	96	0	869	0	0	0	0	0
Contacts								
Hourly Services								
Assessment	237	0	398	0	0	0	0	0
Counseling	31	0	38	0	0	0	0	0
Crisis Intervention	99	0	152	0	0	0	0	0
Early Intervention, Outreach	4	0	8	0	0	0	0	0
Rehabilitation	31	0	181	0	0	0	0	0
Total	345	0	777	0	0	0	0	0

Oklahoma Department of Mental Health and Substance Abuse Services

Counts of Day and Hourly Services Provided by Funding Source for Each Agency During FY 2002

EDNA LEE'S RESIDENTIAL CARE

	Number of Clients/Contacts	Units of Service by Funding Source					
		Mental Health	Substance Abuse	Domestic Violence	Residential Care	Medicaid	Other
Admitted Clients							
Day Services							
Housing	82	0	0	0	23,885	0	0
Total	82	0	0	0	23,885	0	0

Oklahoma Department of Mental Health and Substance Abuse Services

Counts of Day and Hourly Services Provided by Funding Source for Each Agency During FY 2002

EDWIN FAIR CMHC

Units of Service by Funding Source

	Number of Clients/Contacts	Units of Service by Funding Source					Medicaid	Other
		Mental Health	Substance Abuse	Domestic Violence	Residential Care			
Admitted Clients								
Day Services								
Crisis Stabilization	46	231	0	0	0	0	0	
Housing	34	3,710	0	0	0	0	0	
Inpatient Hospitalization	250	2,854	0	0	0	0	0	
Total	291	6,795	0	0	0	0	0	
Hourly Services								
Assessment	1,237	1,753	120	0	0	829	0	
Case Management	552	1,432	0	0	0	1,079	0	
Counseling	742	4,669	1,031	0	0	3,074	0	
Crisis Intervention	464	933	2	0	0	237	0	
Other Outpatient	1	7	0	0	0	0	0	
Physician, Lab and Related Services	523	352	0	0	0	72	0	
Rehabilitation	778	24,560	0	0	0	33,212	0	
Vocational	18	132	0	0	0	257	0	
Total	1,589	33,838	1,153	0	0	38,760	0	
Contacts								
Hourly Services								
Assessment	90	39	67	0	0	2	0	
Crisis Intervention	231	407	0	0	0	21	0	
Early Intervention, Outreach	16	125	0	0	0	0	0	
Other Outpatient	32	2,554	1	0	0	0	0	
Total	362	3,125	67	0	0	23	0	

Oklahoma Department of Mental Health and Substance Abuse Services

Counts of Day and Hourly Services Provided by Funding Source for Each Agency During FY 2002

EL RENO RESIDENTIAL CARE HOME

Units of Service by Funding Source

	Number of Clients/Contacts	Units of Service by Funding Source					
		Mental Health	Substance Abuse	Domestic Violence	Residential Care	Medicaid	Other
Admitted Clients							
Day Services							
Housing	41	0	0	0	9,459	0	0
Total	41	0	0	0	9,459	0	0

Oklahoma Department of Mental Health and Substance Abuse Services

Counts of Day and Hourly Services Provided by Funding Source for Each Agency During FY 2002

FAIR OAKS

Units of Service by Funding Source

	Number of Clients/Contacts	Units of Service by Funding Source					
		Mental Health	Substance Abuse	Domestic Violence	Residential Care	Medicaid	Other
Admitted Clients							
Day Services							
Housing	17	0	0	0	5,035	0	0
Total	17	0	0	0	5,035	0	0

Oklahoma Department of Mental Health and Substance Abuse Services

Counts of Day and Hourly Services Provided by Funding Source for Each Agency During FY 2002
FAMILY & CHILDREN'S SERVICES

Units of Service by Funding Source

	Number of Clients/Contacts	Units of Service by Funding Source					Medicaid	Other
		Mental Health	Substance Abuse	Domestic Violence	Residential Care			
Admitted Clients								
Hourly Services								
Assessment	1,257	2,359	0	0	0	213	0	
Case Management	806	4,590	0	0	0	0	0	
Counseling	559	2,598	0	0	0	3,986	0	
Crisis Intervention	371	1,130	0	0	0	9	0	
Physician, Lab and Related Services	810	1,010	0	0	0	0	0	
Rehabilitation	205	5,326	0	0	0	301	0	
Total	1,294	17,012	0	0	0	4,508	0	
Contacts								
Hourly Services								
Assessment	6	7	0	0	0	0	0	
Case Management	53	23	0	0	0	0	0	
Counseling	2	3	0	0	0	0	0	
Crisis Intervention	1,185	2,651	0	0	0	0	0	
Early Intervention, Outreach	40	3,523	0	0	0	0	0	
Total	1,275	6,206	0	0	0	0	0	

Oklahoma Department of Mental Health and Substance Abuse Services

Counts of Day and Hourly Services Provided by Funding Source for Each Agency During FY 2002

FAMILY CRISIS & COUNSELING CTR

Units of Service by Funding Source

	Number of Clients/Contacts	Units of Service by Funding Source					
		Mental Health	Substance Abuse	Domestic Violence	Residential Care	Medicaid	Other
Admitted Clients							
Day Services							
Housing	123	0	0	1,944	0	0	235
Total	123	0	0	1,944	0	0	235
Hourly Services							
Assessment	248	0	0	247	0	0	83
Case Management	424	0	0	725	0	0	73
Counseling	336	0	0	1,584	0	0	1,794
Crisis Intervention	59	0	0	50	0	0	9
Rehabilitation	1	0	0	2	0	0	0
Total	659	0	0	2,607	0	0	1,959
Contacts							
Hourly Services							
Assessment	41	0	0	28	0	0	5
Case Management	96	0	0	86	0	0	11
Counseling	32	0	0	17	0	0	15
Crisis Intervention	119	0	0	354	0	0	12
Other Outpatient	42	0	0	1,207	0	0	0
Total	301	0	0	1,691	0	0	43

Oklahoma Department of Mental Health and Substance Abuse Services

Counts of Day and Hourly Services Provided by Funding Source for Each Agency During FY 2002
FAMILY CRISIS CTR, INC.

	Number of Clients/Contacts	Units of Service by Funding Source					
		Mental Health	Substance Abuse	Domestic Violence	Residential Care	Medicaid	Other
Admitted Clients							
Day Services							
Housing	172	0	0	2,252	0	0	0
Total	172	0	0	2,252	0	0	0
Hourly Services							
Assessment	410	0	75	447	0	0	0
Case Management	152	0	3	244	0	0	0
Counseling	514	0	4,975	4,961	0	0	0
Crisis Intervention	6	0	1	2	0	0	0
Rehabilitation	189	0	0	1,174	0	0	0
Total	570	0	5,053	6,828	0	0	0
Contacts							
Hourly Services							
Assessment	17	0	0	35	0	0	0
Case Management	2	0	0	2	0	0	0
Counseling	5	0	0	3	0	0	0
Crisis Intervention	11	0	0	67	0	0	0
Early Intervention, Outreach	11	0	0	56	0	0	0
Other Outpatient	52	0	0	627	0	0	0
Rehabilitation	2	0	0	1	0	0	0
Total	86	0	0	790	0	0	0

Oklahoma Department of Mental Health and Substance Abuse Services

Counts of Day and Hourly Services Provided by Funding Source for Each Agency During FY 2002

FAMILY RESOURCE CENTER

	Number of Clients/Contacts	Units of Service by Funding Source					
		Mental Health	Substance Abuse	Domestic Violence	Residential Care	Medicaid	Other
Admitted Clients							
Day Services							
Housing	89	0	0	1,735	0	0	0
Total	89	0	0	1,735	0	0	0
Hourly Services							
Assessment	138	0	0	139	0	0	0
Case Management	137	0	0	546	0	0	0
Counseling	239	0	0	2,576	0	0	0
Crisis Intervention	30	0	0	33	0	0	0
Rehabilitation	44	0	0	105	0	0	0
Total	295	0	0	3,399	0	0	0
Contacts							
Hourly Services							
Assessment	20	0	0	19	0	0	0
Case Management	6	0	0	7	0	0	0
Counseling	9	0	0	9	0	0	0
Crisis Intervention	8	0	0	151	0	0	0
Total	33	0	0	186	0	0	0

Oklahoma Department of Mental Health and Substance Abuse Services

Counts of Day and Hourly Services Provided by Funding Source for Each Agency During FY 2002

FAMILY SHELTER

	Number of Clients/Contacts	Units of Service by Funding Source					
		Mental Health	Substance Abuse	Domestic Violence	Residential Care	Medicaid	Other
Admitted Clients							
Day Services							
Housing	94	0	0	1,787	0	0	0
Total	94	0	0	1,787	0	0	0
Hourly Services							
Assessment	77	0	0	113	0	0	0
Case Management	39	0	0	203	0	0	0
Counseling	93	0	0	501	0	0	0
Crisis Intervention	46	0	0	28	0	0	0
Rehabilitation	16	0	0	69	0	0	0
Total	111	0	0	914	0	0	0
Contacts							
Hourly Services							
Crisis Intervention	92	0	0	76	0	0	0
Early Intervention, Outreach	9	0	0	29	0	0	0
Other Outpatient	34	0	0	788	0	0	0
Assessment	11	0	0	5	0	0	0
Total	144	0	0	897	0	0	0

Oklahoma Department of Mental Health and Substance Abuse Services

Counts of Day and Hourly Services Provided by Funding Source for Each Agency During FY 2002
GATEWAY TO PREVENTION/RECOVERY

Units of Service by Funding Source

	Number of Clients/Contacts	Units of Service by Funding Source					Medicaid	Other
		Mental Health	Substance Abuse	Domestic Violence	Residential Care			
Admitted Clients								
Hourly Services								
Assessment	120	0	176	0	0	0	0	0
Counseling	214	0	8,387	0	0	0	0	0
Rehabilitation	75	0	1,347	0	0	0	0	0
Total	221	0	9,910	0	0	0	0	0
Contacts								
Hourly Services								
Assessment	542	0	546	0	0	0	0	0
Case Management	1	0	2	0	0	0	0	0
Counseling	94	0	64	0	0	0	0	0
Crisis Intervention	7	0	7	0	0	0	0	0
Early Intervention, Outreach	13	0	492	0	0	0	0	0
Other Outpatient	10	0	26	0	0	0	0	0
Rehabilitation	15	0	143	0	0	0	0	0
Total	597	0	1,279	0	0	0	0	0

Oklahoma Department of Mental Health and Substance Abuse Services

Counts of Day and Hourly Services Provided by Funding Source for Each Agency During FY 2002

GRAND LAKE M.H.C.

Units of Service by Funding Source

	Number of Clients/Contacts	Units of Service by Funding Source					Medicaid	Other
		Mental Health	Substance Abuse	Domestic Violence	Residential Care			
Admitted Clients								
Day Services								
Crisis Stabilization	1,366	7,173	0	0	0	1,367	7	
Inpatient Hospitalization	298	3,167	0	0	0	0	0	
Total	1,393	10,340	0	0	0	1,367	7	
Hourly Services								
Assessment	2,430	2,031	0	0	0	167	0	
Case Management	1,165	3,082	0	0	0	8	0	
Counseling	1,536	9,109	0	0	0	4,166	0	
Crisis Intervention	1,013	1,500	0	0	0	197	0	
Other Outpatient	365	370	0	0	0	0	0	
Physician, Lab and Related Services	1,790	737	0	0	0	463	0	
Rehabilitation	1,380	92,540	0	0	0	250,316	0	
Total	3,120	109,368	0	0	0	255,316	0	
Contacts								
Hourly Services								
Assessment	140	130	0	0	0	7	0	
Case Management	10	3	0	0	0	0	0	
Counseling	26	3	0	0	0	26	0	
Crisis Intervention	410	516	0	0	0	14	0	
Early Intervention, Outreach	20	103	0	0	0	0	0	
Other Outpatient	21	279	0	0	0	0	0	
Total	615	1,034	0	0	0	46	0	

Oklahoma Department of Mental Health and Substance Abuse Services

Counts of Day and Hourly Services Provided by Funding Source for Each Agency During FY 2002
GREAT PLAINS YOUTH & FAMILY SERVICES, INC.

Units of Service by Funding Source

	Number of Clients/Contacts	Units of Service by Funding Source					
		Mental Health	Substance Abuse	Domestic Violence	Residential Care	Medicaid	Other
Contacts							
Hourly Services							
Assessment	4	0	8	0	0	0	0
Total	4	0	8	0	0	0	0

Oklahoma Department of Mental Health and Substance Abuse Services

Counts of Day and Hourly Services Provided by Funding Source for Each Agency During FY 2002

GREEN ACRES

Units of Service by Funding Source

	Number of Clients/Contacts	Units of Service by Funding Source					
		Mental Health	Substance Abuse	Domestic Violence	Residential Care	Medicaid	Other
Admitted Clients							
Day Services							
Housing	43	0	0	0	8,054	0	0
Total	43	0	0	0	8,054	0	0

Oklahoma Department of Mental Health and Substance Abuse Services

Counts of Day and Hourly Services Provided by Funding Source for Each Agency During FY 2002
GREEN COUNTRY BEHAVIORAL HEALTH SERVICES, INC.

Units of Service by Funding Source

	Number of Clients/Contacts	Units of Service by Funding Source					Medicaid	Other
		Mental Health	Substance Abuse	Domestic Violence	Residential Care			
Admitted Clients								
Day Services								
Crisis Stabilization	258	1,165	0	0	0	581	0	
Housing	38	0	0	0	8,389	0	0	
Inpatient Hospitalization	15	151	0	0	0	0	0	
Total	292	1,316	0	0	8,389	581	0	
Hourly Services								
Assessment	975	1,171	0	0	0	353	0	
Case Management	533	1,971	0	0	0	422	0	
Counseling	802	10,421	0	0	0	5,273	0	
Crisis Intervention	218	244	0	0	0	65	0	
Physician, Lab and Related Services	595	804	0	0	0	380	0	
Rehabilitation	434	30,160	0	0	0	31,504	0	
Vocational	1	6	0	0	0	0	0	
Total	1,270	44,776	0	0	0	37,997	0	
Contacts								
Hourly Services								
Assessment	504	399	0	0	0	26	0	
Case Management	4	3	0	0	0	0	0	
Counseling	2	2	0	0	0	0	0	
Crisis Intervention	108	160	0	0	0	16	0	
Early Intervention, Outreach	16	210	218	0	0	0	0	
Other Outpatient	2	8	0	0	0	0	0	
Physician, Lab and Related Services	2	1	0	0	0	0	0	
Rehabilitation	3	13	0	0	0	0	0	
Total	618	795	218	0	0	42	0	

Oklahoma Department of Mental Health and Substance Abuse Services

Counts of Day and Hourly Services Provided by Funding Source for Each Agency During FY 2002

GRIFFIN MEMORIAL HOSPITAL

	Number of Clients/Contacts	Units of Service by Funding Source					
		Mental Health	Substance Abuse	Domestic Violence	Residential Care	Medicaid	Other
Admitted Clients							
Day Services							
Inpatient Hospitalization	2,510	34,475	0	0	0	3,953	22,392
Total	2,510	34,475	0	0	0	3,953	22,392
Hourly Services							
Assessment	629	292	0	0	0	24	79
Total	629	292	0	0	0	24	79

Oklahoma Department of Mental Health and Substance Abuse Services

Counts of Day and Hourly Services Provided by Funding Source for Each Agency During FY 2002

HAV-TAPINC DBA, THE HARBOR

Units of Service by Funding Source

	Number of Clients/Contacts	Units of Service by Funding Source					
		Mental Health	Substance Abuse	Domestic Violence	Residential Care	Medicaid	Other
Admitted Clients							
Day Services							
Housing	67	0	0	0	17,789	0	0
Total	67	0	0	0	17,789	0	0

Oklahoma Department of Mental Health and Substance Abuse Services

Counts of Day and Hourly Services Provided by Funding Source for Each Agency During FY 2002 HELP-IN-CRISIS, INC.

	Number of Clients/Contacts	Units of Service by Funding Source					
		Mental Health	Substance Abuse	Domestic Violence	Residential Care	Medicaid	Other
Admitted Clients							
Day Services							
Housing	319	0	0	4,248	0	0	0
Total	319	0	0	4,248	0	0	0
Hourly Services							
Assessment	34	0	0	23	0	0	2
Case Management	154	0	0	369	0	0	86
Counseling	254	0	0	1,523	0	0	626
Crisis Intervention	184	0	0	251	0	0	34
Rehabilitation	192	0	0	1,142	0	0	20
Total	381	0	0	3,308	0	0	768
Contacts							
Hourly Services							
Assessment	23	0	0	10	0	0	2
Crisis Intervention	596	0	0	437	0	0	65
Early Intervention, Outreach	29	0	0	79	0	0	108
Other Outpatient	4	0	0	189	0	0	21
Total	642	0	0	715	0	0	195

Oklahoma Department of Mental Health and Substance Abuse Services

Counts of Day and Hourly Services Provided by Funding Source for Each Agency During FY 2002

HIGH CEDAR RESIDENTIAL CARE

Units of Service by Funding Source

	Number of Clients/Contacts	Units of Service by Funding Source					Medicaid	Other
		Mental Health	Substance Abuse	Domestic Violence	Residential Care			
Admitted Clients								
Day Services								
Housing	25	0	0	0	7,100	0	0	
Total	25	0	0	0	7,100	0	0	

Oklahoma Department of Mental Health and Substance Abuse Services

Counts of Day and Hourly Services Provided by Funding Source for Each Agency During FY 2002
HOMINY HEALTH SRVCS CTR INC.

Units of Service by Funding Source

	Number of Clients/Contacts	Units of Service by Funding Source					
		Mental Health	Substance Abuse	Domestic Violence	Residential Care	Medicaid	Other
Admitted Clients							
Hourly Services							
Assessment	117	43	206	0	0	0	0
Counseling	166	567	2,459	0	0	0	0
Crisis Intervention	22	4	23	0	0	0	0
Rehabilitation	2	0	5	0	0	0	0
Total	167	613	2,693	0	0	0	0
Contacts							
Hourly Services							
Assessment	29	6	41	0	0	0	0
Counseling	38	14	51	0	0	0	0
Crisis Intervention	58	21	46	0	0	0	0
Rehabilitation	9	0	24	0	0	0	0
Total	109	41	160	0	0	0	0

Oklahoma Department of Mental Health and Substance Abuse Services

Counts of Day and Hourly Services Provided by Funding Source for Each Agency During FY 2002

HOPE COMMUNITY SERVICES, INC.

Units of Service by Funding Source

	Number of Clients/Contacts	Units of Service by Funding Source					
		Mental Health	Substance Abuse	Domestic Violence	Residential Care	Medicaid	Other
Admitted Clients							
Day Services							
Housing	285	37,139	0	0	0	0	0
Total	285	37,139	0	0	0	0	0
Hourly Services							
Assessment	736	671	0	0	0	73	11
Case Management	567	2,346	0	0	0	865	30
Counseling	215	386	0	0	0	982	55
Crisis Intervention	21	30	0	0	0	8	0
Physician, Lab and Related Services	526	151	0	0	0	19	4
Rehabilitation	688	22,329	0	0	0	12,171	73
Vocational	31	1,356	0	0	0	2	24
Total	1,105	27,269	0	0	0	14,120	197
Contacts							
Hourly Services							
Assessment	633	265	0	0	0	10	0
Case Management	2	1	0	0	0	0	0
Counseling	1	1	0	0	0	0	0
Crisis Intervention	8	9	0	0	0	0	0
Early Intervention, Outreach	1	428	0	0	0	8	2
Other Outpatient	1	216	0	0	0	0	0
Physician, Lab and Related Services	1	0	0	0	0	0	0
Total	643	920	0	0	0	18	2

Oklahoma Department of Mental Health and Substance Abuse Services

Counts of Day and Hourly Services Provided by Funding Source for Each Agency During FY 2002

HOUSE OF HOPE INC

	Number of Clients/Contacts	Units of Service by Funding Source					
		Mental Health	Substance Abuse	Domestic Violence	Residential Care	Medicaid	Other
Admitted Clients							
Day Services							
Residential Treatment	122	0	2,797	0	0	0	0
Total	122	0	2,797	0	0	0	0
Hourly Services							
Assessment	55	0	108	0	0	0	0
Counseling	32	0	319	0	0	0	0
Total	59	0	427	0	0	0	0
Contacts							
Hourly Services							
Assessment	7	0	14	0	0	0	0
Counseling	1	0	2	0	0	0	0
Total	7	0	16	0	0	0	0

Oklahoma Department of Mental Health and Substance Abuse Services

Counts of Day and Hourly Services Provided by Funding Source for Each Agency During FY 2002

HUMAN SKILLS & RESOURCES

	Number of Clients/Contacts	Units of Service by Funding Source					Medicaid	Other
		Mental Health	Substance Abuse	Domestic Violence	Residential Care			
Admitted Clients								
Hourly Services								
Assessment	95	0	142	0	0	0	0	
Counseling	142	0	5,808	0	0	0	0	
Crisis Intervention	3	0	1	0	0	0	0	
Rehabilitation	35	0	39	0	0	0	0	
Total	147	0	5,990	0	0	0	0	

Oklahoma Department of Mental Health and Substance Abuse Services

Counts of Day and Hourly Services Provided by Funding Source for Each Agency During FY 2002

INDIAN HEALTH CARE RESRCE CTR

Units of Service by Funding Source

	Number of Clients/Contacts	Units of Service by Funding Source					Medicaid	Other
		Mental Health	Substance Abuse	Domestic Violence	Residential Care			
Admitted Clients								
Hourly Services								
Assessment	179	0	401	0	0	0	0	
Counseling	220	0	1,975	0	0	0	0	
Crisis Intervention	5	0	6	0	0	0	0	
Rehabilitation	178	0	918	0	0	0	0	
Total	263	0	3,300	0	0	0	0	
Contacts								
Hourly Services								
Assessment	108	0	187	0	0	0	0	
Counseling	10	0	11	0	0	0	0	
Crisis Intervention	4	0	6	0	0	0	0	
Rehabilitation	2	0	3	0	0	0	0	
Total	120	0	207	0	0	0	0	

Oklahoma Department of Mental Health and Substance Abuse Services

Counts of Day and Hourly Services Provided by Funding Source for Each Agency During FY 2002

JIM TALIAFERRO CMHC

Units of Service by Funding Source

	Number of Clients/Contacts	Units of Service by Funding Source					
		Mental Health	Substance Abuse	Domestic Violence	Residential Care	Medicaid	Other
Admitted Clients							
Day Services							
Crisis Stabilization	21	1	0	0	0	0	2
Inpatient Hospitalization	547	2,412	0	0	0	757	2,592
Residential Treatment	22	1,481	0	0	0	0	35
Total	570	3,894	0	0	0	757	2,629
Hourly Services							
Assessment	2,054	613	0	0	0	315	2,098
Case Management	1,138	1,027	0	0	0	1,076	2,545
Counseling	1,268	2,965	0	0	0	3,831	3,307
Crisis Intervention	1,130	7,490	0	0	0	0	330
Other Outpatient	57	235	0	0	0	0	0
Physician, Lab and Related Services	1,262	467	0	0	0	617	879
Rehabilitation	741	10,292	0	0	0	19,280	7,376
Vocational	12	0	0	0	0	0	8
Total	2,930	23,088	0	0	0	25,120	16,542
Contacts							
Hourly Services							
Assessment	52	84	0	0	0	0	0
Case Management	1	1	0	0	0	0	0
Crisis Intervention	542	277	0	0	0	0	0
Early Intervention, Outreach	7	17	0	0	0	0	0
Other Outpatient	9	22	0	0	0	0	0
Total	600	402	0	0	0	0	0

Oklahoma Department of Mental Health and Substance Abuse Services

Counts of Day and Hourly Services Provided by Funding Source for Each Agency During FY 2002

KIAMICHI COUNCIL ON ALCOHOLISM

Units of Service by Funding Source

	Number of Clients/Contacts	Units of Service by Funding Source					
		Mental Health	Substance Abuse	Domestic Violence	Residential Care	Medicaid	Other
Admitted Clients							
Hourly Services							
Assessment	402	0	891	0	0	0	0
Case Management	324	0	448	0	0	0	0
Counseling	452	0	3,045	0	0	0	0
Crisis Intervention	136	0	228	0	0	0	0
Other Day Services	4	0	133	0	0	0	0
Rehabilitation	391	0	925	0	0	0	0
Total	476	0	5,670	0	0	0	0
Contacts							
Hourly Services							
Assessment	670	0	804	0	0	0	0
Case Management	220	0	116	0	0	0	0
Counseling	924	0	749	0	0	0	0
Crisis Intervention	320	0	750	0	0	0	0
Early Intervention, Outreach	18	0	24	0	0	0	0
Other Outpatient	1	0	6	0	0	0	0
Rehabilitation	60	0	50	0	0	0	0
Total	1,346	0	2,498	0	0	0	0

Oklahoma Department of Mental Health and Substance Abuse Services

Counts of Day and Hourly Services Provided by Funding Source for Each Agency During FY 2002

KIBOIS WOMEN'S SHELTER

	Number of Clients/Contacts	Units of Service by Funding Source					
		Mental Health	Substance Abuse	Domestic Violence	Residential Care	Medicaid	Other
Admitted Clients							
Day Services							
Housing	56	0	0	807	0	0	0
Total	56	0	0	807	0	0	0
Hourly Services							
Assessment	38	0	0	54	0	0	0
Case Management	18	0	0	41	0	0	0
Counseling	27	0	0	147	0	0	0
Crisis Intervention	25	0	0	41	0	0	0
Rehabilitation	47	0	0	476	0	0	0
Total	56	0	0	759	0	0	0
Contacts							
Hourly Services							
Crisis Intervention	4	0	0	4	0	0	0
Other Outpatient	4	0	0	8	0	0	0
Total	8	0	0	11	0	0	0

Oklahoma Department of Mental Health and Substance Abuse Services

Counts of Day and Hourly Services Provided by Funding Source for Each Agency During FY 2002

LAKE FRANCIS RES. CARE, LLC

Units of Service by Funding Source

	Number of Clients/Contacts	Units of Service by Funding Source					
		Mental Health	Substance Abuse	Domestic Violence	Residential Care	Medicaid	Other
Admitted Clients							
Day Services							
Housing	60	0	0	0	3,897	0	0
Total	60	0	0	0	3,897	0	0

Oklahoma Department of Mental Health and Substance Abuse Services

Counts of Day and Hourly Services Provided by Funding Source for Each Agency During FY 2002

LAKE FRANCIS RETIREMENT CENTER

Units of Service by Funding Source

	Number of Clients/Contacts	Units of Service by Funding Source					
		Mental Health	Substance Abuse	Domestic Violence	Residential Care	Medicaid	Other
Admitted Clients							
Day Services							
Housing	51	0	0	0	5,863	0	0
Total	51	0	0	0	5,863	0	0

Oklahoma Department of Mental Health and Substance Abuse Services

Counts of Day and Hourly Services Provided by Funding Source for Each Agency During FY 2002

LARI'S RESIDENTIAL CARE, LLC

Units of Service by Funding Source

	Number of Clients/Contacts	Units of Service by Funding Source					
		Mental Health	Substance Abuse	Domestic Violence	Residential Care	Medicaid	Other
Admitted Clients							
Day Services							
Housing	40	0	0	0	9,478	0	0
Total	40	0	0	0	9,478	0	0

Oklahoma Department of Mental Health and Substance Abuse Services
Counts of Day and Hourly Services Provided by Funding Source for Each Agency During FY 2002
LATINO COMMUNITY DEV. AGENCY

	Number of Clients/Contacts	Units of Service by Funding Source					
		Mental Health	Substance Abuse	Domestic Violence	Residential Care	Medicaid	Other
Admitted Clients							
Hourly Services							
Assessment	37	0	113	0	0	0	0
Counseling	37	0	286	0	0	0	0
Crisis Intervention	1	0	4	0	0	0	0
Total	41	0	403	0	0	0	0
Contacts							
Hourly Services							
Early Intervention, Outreach	8	0	20	0	0	0	0
Total	8	0	20	0	0	0	0

Oklahoma Department of Mental Health and Substance Abuse Services
Counts of Day and Hourly Services Provided by Funding Source for Each Agency During FY 2002
LEFLORE CO. YOUTH/FAMILY SERVICES, INC.

	Number of Clients/Contacts	Units of Service by Funding Source					Medicaid	Other
		Mental Health	Substance Abuse	Domestic Violence	Residential Care			
Admitted Clients								
Hourly Services								
Rehabilitation	191	0	3,510	0	0	0	0	
Total	191	0	3,510	0	0	0	0	

Oklahoma Department of Mental Health and Substance Abuse Services

Counts of Day and Hourly Services Provided by Funding Source for Each Agency During FY 2002

LIFE IMPROVEMENT CENTER

Units of Service by Funding Source

	Number of Clients/Contacts	Units of Service by Funding Source					
		Mental Health	Substance Abuse	Domestic Violence	Residential Care	Medicaid	Other
Admitted Clients							
Hourly Services							
Assessment	338	0	556	0	0	0	0
Counseling	382	0	3,898	0	0	0	0
Total	384	0	4,454	0	0	0	0

Oklahoma Department of Mental Health and Substance Abuse Services

Counts of Day and Hourly Services Provided by Funding Source for Each Agency During FY 2002
LOGAN COUNTY YOUTH & FAMILY SERVICES, INC.

Units of Service by Funding Source

	Number of Clients/Contacts	Units of Service by Funding Source					Medicaid	Other
		Mental Health	Substance Abuse	Domestic Violence	Residential Care			
Admitted Clients								
Hourly Services								
Assessment	85	0	227	0	0	0	0	0
Counseling	111	0	2,406	0	0	0	0	0
Crisis Intervention	52	0	91	0	0	0	0	0
Total	114	0	2,724	0	0	0	0	0
Contacts								
Hourly Services								
Assessment	111	0	226	0	0	0	0	0
Counseling	70	0	158	0	0	0	0	0
Crisis Intervention	40	0	67	0	0	0	0	0
Early Intervention, Outreach	29	0	153	0	0	0	0	0
Rehabilitation	2	0	8	0	0	0	0	0
Total	214	0	611	0	0	0	0	0

Oklahoma Department of Mental Health and Substance Abuse Services
Counts of Day and Hourly Services Provided by Funding Source for Each Agency During FY 2002
M.H. SERVICES OF SOUTHERN OKLAHOMA

Units of Service by Funding Source

	Number of Clients/Contacts	Units of Service by Funding Source					Medicaid	Other
		Mental Health	Substance Abuse	Domestic Violence	Residential Care			
Admitted Clients								
Day Services								
Detox	123	0	544	0	0	0	0	0
Housing	3	215	0	0	0	0	0	0
Inpatient Hospitalization	342	1,540	0	0	0	0	0	2
Residential Treatment	237	0	5,493	0	0	0	0	18
Total	684	1,755	6,037	0	0	0	0	20
Hourly Services								
Assessment	2,040	1,474	245	0	0	1,003	7	7
Case Management	823	689	40	0	0	551	1	1
Counseling	2,284	8,062	355	0	0	4,082	77	77
Crisis Intervention	570	492	10	0	0	175	1	1
Physician, Lab and Related Services	1,142	957	0	0	0	0	7	7
Rehabilitation	587	25,385	0	0	0	138,003	9	9
Total	3,077	37,059	651	0	0	143,814	101	101
Contacts								
Hourly Services								
Assessment	192	266	6	0	0	1	0	0
Case Management	4	2	0	0	0	0	0	0
Counseling	295	292	5	0	0	17	1	1
Crisis Intervention	180	267	9	0	0	11	2	2
Early Intervention, Outreach	1	1,378	0	0	0	0	0	0
Other Outpatient	1	9	0	0	0	0	0	0
Rehabilitation	5	6	0	0	0	0	0	0
Total	636	2,219	20	0	0	30	3	3

Oklahoma Department of Mental Health and Substance Abuse Services

Counts of Day and Hourly Services Provided by Funding Source for Each Agency During FY 2002

MARIE DETTY YOUTH SVC CTR

Units of Service by Funding Source

	Number of Clients/Contacts	Units of Service by Funding Source					
		Mental Health	Substance Abuse	Domestic Violence	Residential Care	Medicaid	Other
Admitted Clients							
Hourly Services							
Assessment	125	0	188	0	0	0	0
Case Management	63	0	88	0	0	0	0
Counseling	149	0	7,261	0	0	0	0
Rehabilitation	159	0	9,934	0	0	0	0
Total	164	0	17,471	0	0	0	0
Contacts							
Hourly Services							
Assessment	298	0	319	0	0	0	0
Total	298	0	319	0	0	0	0

Oklahoma Department of Mental Health and Substance Abuse Services

Counts of Day and Hourly Services Provided by Funding Source for Each Agency During FY 2002

MEADOW BROOK RESCARE

Units of Service by Funding Source

	Number of Clients/Contacts	Units of Service by Funding Source					
		Mental Health	Substance Abuse	Domestic Violence	Residential Care	Medicaid	Other
Admitted Clients							
Day Services							
Housing	108	0	0	0	22,294	0	0
Total	108	0	0	0	22,294	0	0

Oklahoma Department of Mental Health and Substance Abuse Services
Counts of Day and Hourly Services Provided by Funding Source for Each Agency During FY 2002
METRO TULSA SUBSTANCE ABUSE SERVICE

	Number of Clients/Contacts	Units of Service by Funding Source					Medicaid	Other
		Mental Health	Substance Abuse	Domestic Violence	Residential Care			
Admitted Clients								
Day Services								
Detox	911	0	6,258	0	0	0	0	0
Total	911	0	6,258	0	0	0	0	0
Hourly Services								
Assessment	543	0	1,327	0	0	0	0	0
Case Management	173	0	254	0	0	0	0	0
Counseling	673	0	28,226	0	0	0	0	0
Crisis Intervention	33	0	22	0	0	0	0	0
Rehabilitation	65	0	219	0	0	0	0	0
Total	715	0	30,049	0	0	0	0	0
Contacts								
Hourly Services								
Assessment	292	0	597	0	0	0	0	0
Counseling	9	0	14	0	0	0	0	0
Crisis Intervention	2	0	7	0	0	0	0	0
Early Intervention, Outreach	6	0	2,336	0	0	0	0	0
Total	307	0	2,954	0	0	0	0	0

Oklahoma Department of Mental Health and Substance Abuse Services

Counts of Day and Hourly Services Provided by Funding Source for Each Agency During FY 2002

MILLER COZY HOME, INC.

Units of Service by Funding Source

	Number of Clients/Contacts	Units of Service by Funding Source					
		Mental Health	Substance Abuse	Domestic Violence	Residential Care	Medicaid	Other
Admitted Clients							
Day Services							
Housing	70	0	0	0	18,507	0	0
Total	70	0	0	0	18,507	0	0

Oklahoma Department of Mental Health and Substance Abuse Services
Counts of Day and Hourly Services Provided by Funding Source for Each Agency During FY 2002
MONARCH, INC.

	Number of Clients/Contacts	Units of Service by Funding Source					
		Mental Health	Substance Abuse	Domestic Violence	Residential Care	Medicaid	Other
Admitted Clients							
Day Services							
Detox	11	0	29	0	0	0	0
Housing	94	0	4,552	0	0	0	0
Residential Treatment	106	0	5,300	0	0	0	0
Total	189	0	9,881	0	0	0	0
Hourly Services							
Assessment	120	0	128	0	0	0	0
Counseling	21	0	62	0	0	0	0
Total	133	0	190	0	0	0	0

Oklahoma Department of Mental Health and Substance Abuse Services

Counts of Day and Hourly Services Provided by Funding Source for Each Agency During FY 2002
MOORE ALC/DRUG CTR

Units of Service by Funding Source

	Number of Clients/Contacts	Units of Service by Funding Source					
		Mental Health	Substance Abuse	Domestic Violence	Residential Care	Medicaid	Other
Admitted Clients							
Hourly Services							
Assessment	5	0	6	0	0	0	0
Counseling	113	0	3,046	0	0	0	0
Crisis Intervention	34	0	34	0	0	0	0
Total	116	0	3,086	0	0	0	0
Contacts							
Hourly Services							
Crisis Intervention	2	0	332	0	0	0	0
Early Intervention, Outreach	12	0	1,450	0	0	0	0
Total	14	0	1,782	0	0	0	0

Oklahoma Department of Mental Health and Substance Abuse Services
Counts of Day and Hourly Services Provided by Funding Source for Each Agency During FY 2002
MUSKOGEE COUNTY COUNCIL OF YOUTH SERVICES

	Number of Clients/Contacts	Units of Service by Funding Source					
		Mental Health	Substance Abuse	Domestic Violence	Residential Care	Medicaid	Other
Admitted Clients							
Hourly Services							
Assessment	45	0	123	0	0	0	0
Case Management	53	0	139	0	0	0	0
Counseling	69	0	3,539	0	0	0	0
Total	70	0	3,801	0	0	0	0
Contacts							
Hourly Services							
Assessment	552	0	695	0	0	0	0
Counseling	2	0	3	0	0	0	0
Early Intervention, Outreach	12	0	86	0	0	0	0
Other Outpatient	1	0	11	0	0	0	0
Total	566	0	795	0	0	0	0

Oklahoma Department of Mental Health and Substance Abuse Services

Counts of Day and Hourly Services Provided by Funding Source for Each Agency During FY 2002
N.E. OK COUNCIL ON ALCOHOLISM

	Number of Clients/Contacts	Units of Service by Funding Source					
		Mental Health	Substance Abuse	Domestic Violence	Residential Care	Medicaid	Other
Admitted Clients							
Day Services							
Housing	1	0	16	0	0	0	0
Residential Treatment	99	0	2,317	0	0	0	0
Total	99	0	2,333	0	0	0	0
Hourly Services							
Assessment	4	0	8	0	0	0	0
Counseling	330	0	5,655	0	0	0	0
Total	331	0	5,663	0	0	0	0
Contacts							
Hourly Services							
Assessment	2	0	4	0	0	0	0
Counseling	1	0	2	0	0	0	0
Total	3	0	6	0	0	0	0

Oklahoma Department of Mental Health and Substance Abuse Services

Counts of Day and Hourly Services Provided by Funding Source for Each Agency During FY 2002

N.W. DOMESTIC CRISIS SERVICES

Units of Service by Funding Source

	Number of Clients/Contacts	Units of Service by Funding Source					
		Mental Health	Substance Abuse	Domestic Violence	Residential Care	Medicaid	Other
Admitted Clients							
Day Services							
Housing	142	0	0	1,804	0	0	0
Total	142	0	0	1,804	0	0	0
Hourly Services							
Assessment	114	0	0	222	0	0	0
Case Management	200	0	0	2,053	0	0	0
Counseling	180	0	0	2,347	0	0	0
Crisis Intervention	38	0	0	69	0	0	0
Rehabilitation	51	0	0	580	0	0	0
Total	253	0	0	5,270	0	0	0
Contacts							
Hourly Services							
Assessment	3	0	0	15	0	0	0
Crisis Intervention	8	0	0	510	0	0	0
Early Intervention, Outreach	9	0	0	163	0	0	0
Other Outpatient	24	0	0	17,093	0	0	0
Total	41	0	0	17,782	0	0	0

Oklahoma Department of Mental Health and Substance Abuse Services

Counts of Day and Hourly Services Provided by Funding Source for Each Agency During FY 2002

NATIVE AMERICAN CENTER OF RECOVERY

	Number of Clients/Contacts	Units of Service by Funding Source					
		Mental Health	Substance Abuse	Domestic Violence	Residential Care	Medicaid	Other
Admitted Clients							
Day Services							
Residential Treatment	13	0	605	0	0	0	0
Total	13	0	605	0	0	0	0
Hourly Services							
Assessment	132	0	405	0	0	0	0
Case Management	4	0	2	0	0	0	0
Counseling	103	0	3,956	0	0	0	0
Crisis Intervention	1	0	1	0	0	0	0
Rehabilitation	50	0	451	0	0	0	0
Total	156	0	4,814	0	0	0	0
Contacts							
Hourly Services							
Assessment	10	0	24	0	0	0	0
Crisis Intervention	1	0	1	0	0	0	0
Total	11	0	25	0	0	0	0

Oklahoma Department of Mental Health and Substance Abuse Services

Counts of Day and Hourly Services Provided by Funding Source for Each Agency During FY 2002 NEW BEGINNING

	Number of Clients/Contacts	Units of Service by Funding Source					
		Mental Health	Substance Abuse	Domestic Violence	Residential Care	Medicaid	Other
Admitted Clients							
Day Services							
Housing	45	0	0	0	11,727	0	0
Total	45	0	0	0	11,727	0	0

Oklahoma Department of Mental Health and Substance Abuse Services

Counts of Day and Hourly Services Provided by Funding Source for Each Agency During FY 2002

NEW DIRECTIONS

	Number of Clients/Contacts	Units of Service by Funding Source					Medicaid	Other
		Mental Health	Substance Abuse	Domestic Violence	Residential Care			
Admitted Clients								
Hourly Services								
Assessment	76	0	447	0	0	0	0	
Counseling	102	0	14,170	0	0	0	0	
Total	102	0	14,617	0	0	0	0	
Contacts								
Hourly Services								
Other Outpatient	6	0	50	0	0	0	0	
Total	6	0	50	0	0	0	0	

Oklahoma Department of Mental Health and Substance Abuse Services

Counts of Day and Hourly Services Provided by Funding Source for Each Agency During FY 2002
NEW DIRECTIONS, INC.

	Number of Clients/Contacts	Units of Service by Funding Source					
		Mental Health	Substance Abuse	Domestic Violence	Residential Care	Medicaid	Other
Admitted Clients							
Day Services							
Housing	379	0	0	5,426	0	0	0
Total	379	0	0	5,426	0	0	0
Hourly Services							
Assessment	228	0	0	323	0	0	0
Case Management	73	0	0	97	0	0	0
Counseling	332	0	0	3,823	0	0	1
Crisis Intervention	348	0	0	250	0	0	0
Rehabilitation	194	0	0	1,641	0	0	0
Total	485	0	0	6,134	0	0	1
Contacts							
Hourly Services							
Crisis Intervention	631	0	0	475	0	0	0
Other Outpatient	2	0	0	40	0	0	0
Total	633	0	0	514	0	0	0

Oklahoma Department of Mental Health and Substance Abuse Services

Counts of Day and Hourly Services Provided by Funding Source for Each Agency During FY 2002

NEW HOPE OF MANGUM

Units of Service by Funding Source

	Number of Clients/Contacts	Units of Service by Funding Source					
		Mental Health	Substance Abuse	Domestic Violence	Residential Care	Medicaid	Other
Admitted Clients							
Day Services							
Housing	46	0	2,362	0	0	0	0
Residential Treatment	192	0	6,031	0	0	0	0
Total	223	0	8,393	0	0	0	0
Hourly Services							
Assessment	294	0	990	0	0	0	0
Counseling	387	0	24,798	0	0	0	0
Crisis Intervention	3	0	3	0	0	0	0
Rehabilitation	1	0	2	0	0	0	0
Total	414	0	25,793	0	0	0	0
Contacts							
Hourly Services							
Assessment	306	0	460	0	0	0	0
Counseling	1	0	2	0	0	0	0
Crisis Intervention	9	0	19	0	0	0	0
Early Intervention, Outreach	4	0	6	0	0	0	0
Other Outpatient	9	0	97	0	0	0	0
Rehabilitation	19	0	43	0	0	0	0
Total	344	0	626	0	0	0	0

Oklahoma Department of Mental Health and Substance Abuse Services

Counts of Day and Hourly Services Provided by Funding Source for Each Agency During FY 2002
NORMAN AL/DRUG TREATMENT CTR

	Number of Clients/Contacts	Units of Service by Funding Source					Other
		Mental Health	Substance Abuse	Domestic Violence	Residential Care	Medicaid	
Admitted Clients							
Day Services							
Housing	67	0	5,095	0	0	0	226
Residential Treatment	687	0	17,446	0	0	0	648
Total	709	0	22,541	0	0	0	874
Hourly Services							
Crisis Intervention	39	0	7	0	0	0	0
Total	39	0	7	0	0	0	0
Contacts							
Hourly Services							
Crisis Intervention	1,053	0	207	0	0	0	0
Total	1,053	0	207	0	0	0	0

Oklahoma Department of Mental Health and Substance Abuse Services

Counts of Day and Hourly Services Provided by Funding Source for Each Agency During FY 2002
NORMAN ALCOHOL INFORMATION CTR

Units of Service by Funding Source

	Number of Clients/Contacts	Units of Service by Funding Source					
		Mental Health	Substance Abuse	Domestic Violence	Residential Care	Medicaid	Other
Admitted Clients							
Hourly Services							
Assessment	395	0	1,029	0	0	0	0
Counseling	396	0	14,118	0	0	0	0
Crisis Intervention	47	0	61	0	0	0	0
Rehabilitation	342	0	4,272	0	0	0	0
Total	475	0	19,480	0	0	0	0
Contacts							
Hourly Services							
Assessment	5,997	0	8,474	0	0	0	0
Counseling	6	0	8	0	0	0	0
Crisis Intervention	74	0	121	0	0	0	0
Early Intervention, Outreach	31	0	428	0	0	0	0
Other Outpatient	3	0	10	0	0	0	0
Rehabilitation	311	0	2,100	0	0	0	0
Total	6,331	0	11,140	0	0	0	0

Oklahoma Department of Mental Health and Substance Abuse Services

Counts of Day and Hourly Services Provided by Funding Source for Each Agency During FY 2002

NORTH CARE CENTER

Units of Service by Funding Source

	Number of Clients/Contacts	Units of Service by Funding Source					
		Mental Health	Substance Abuse	Domestic Violence	Residential Care	Medicaid	Other
Admitted Clients							
Hourly Services							
Assessment	1,248	2,531	29	0	0	223	34
Case Management	563	2,142	2	0	0	273	122
Counseling	670	3,956	1,378	0	0	1,285	21
Crisis Intervention	83	120	0	0	0	21	0
Other Outpatient	63	309	0	0	0	4	2
Physician, Lab and Related Services	913	2,064	0	0	0	163	206
Rehabilitation	140	7,033	0	0	0	4,002	49
Vocational	74	410	0	0	0	2	0
Total	1,501	18,566	1,409	0	0	5,973	434
Contacts							
Hourly Services							
Assessment	2,009	933	0	0	0	0	0
Case Management	1	1	0	0	0	0	0
Counseling	17	26	0	0	0	0	0
Crisis Intervention	237	139	0	0	0	0	0
Early Intervention, Outreach	21	190	0	0	0	0	0
Other Outpatient	14	290	0	0	0	0	0
Physician, Lab and Related Services	3	13	0	0	0	0	0
Total	2,205	1,591	0	0	0	0	0

Oklahoma Department of Mental Health and Substance Abuse Services

Counts of Day and Hourly Services Provided by Funding Source for Each Agency During FY 2002

NORTH FORK RESIDENTIAL CARE

Units of Service by Funding Source

	Number of Clients/Contacts	Units of Service by Funding Source					Medicaid	Other
		Mental Health	Substance Abuse	Domestic Violence	Residential Care			
Admitted Clients								
Day Services								
Housing	74	0	0	0	19,178	0	0	
Total	74	0	0	0	19,178	0	0	

Oklahoma Department of Mental Health and Substance Abuse Services

Counts of Day and Hourly Services Provided by Funding Source for Each Agency During FY 2002
 NW SUBSTANCE TREATMENT CNTR

	Number of Clients/Contacts	Units of Service by Funding Source					Medicaid	Other
		Mental Health	Substance Abuse	Domestic Violence	Residential Care			
Admitted Clients								
Day Services								
Residential Treatment	99	0	6,317	0	0	0	0	
Total	99	0	6,317	0	0	0	0	

Oklahoma Department of Mental Health and Substance Abuse Services
Counts of Day and Hourly Services Provided by Funding Source for Each Agency During FY 2002
OKLAHOMA BEHAVIORAL HEALTH SERVICES

	Number of Clients/Contacts	Units of Service by Funding Source					Medicaid	Other
		Mental Health	Substance Abuse	Domestic Violence	Residential Care			
Admitted Clients								
Day Services								
Inpatient Hospitalization	438	3,734	0	0	0	0	0	
Total	438	3,734	0	0	0	0	0	

Oklahoma Department of Mental Health and Substance Abuse Services

Counts of Day and Hourly Services Provided by Funding Source for Each Agency During FY 2002
OKLAHOMA COUNTY CRISIS INTERVENTION CENTER

	Number of Clients/Contacts	Units of Service by Funding Source					Medicaid	Other
		Mental Health	Substance Abuse	Domestic Violence	Residential Care			
Admitted Clients								
Day Services								
Crisis Stabilization	1,605	6,337	0	0	0	628	569	
Total	1,605	6,337	0	0	0	628	569	
Hourly Services								
Assessment	1,200	406	0	0	0	0	1	
Crisis Intervention	875	492	0	0	0	55	61	
Physician, Lab and Related Services	444	199	0	0	0	17	21	
Total	1,498	1,097	0	0	0	72	83	
Contacts								
Hourly Services								
Assessment	224	77	0	0	0	1	1	
Crisis Intervention	1,178	433	0	0	0	78	84	
Total	1,238	511	0	0	0	79	85	

Oklahoma Department of Mental Health and Substance Abuse Services
Counts of Day and Hourly Services Provided by Funding Source for Each Agency During FY 2002
OKLAHOMA YOUTH CENTER

	Number of Clients/Contacts	Units of Service by Funding Source					
		Mental Health	Substance Abuse	Domestic Violence	Residential Care	Medicaid	Other
Admitted Clients							
Day Services							
Inpatient Hospitalization	375	609	0	0	0	2,030	876
Residential Treatment	358	1,110	0	0	0	5,825	789
Total	432	1,719	0	0	0	7,855	1,665
Hourly Services							
Crisis Intervention	10	1	0	0	0	4	0
Total	10	1	0	0	0	4	0
Contacts							
Hourly Services							
Crisis Intervention	8	1	0	0	0	3	0
Total	8	1	0	0	0	3	0

Oklahoma Department of Mental Health and Substance Abuse Services

Counts of Day and Hourly Services Provided by Funding Source for Each Agency During FY 2002

OKMULGEE CO FAMILY RESC CENTER

Units of Service by Funding Source

	Number of Clients/Contacts	Units of Service by Funding Source					
		Mental Health	Substance Abuse	Domestic Violence	Residential Care	Medicaid	Other
Admitted Clients							
Day Services							
Housing	78	0	0	2,513	0	0	0
Total	78	0	0	2,513	0	0	0
Hourly Services							
Assessment	54	0	0	80	0	0	2
Case Management	101	0	0	754	0	0	1
Counseling	104	0	0	656	0	0	64
Crisis Intervention	5	0	0	14	0	0	0
Rehabilitation	37	0	0	269	0	0	3
Total	154	0	0	1,772	0	0	70
Contacts							
Hourly Services							
Assessment	1	0	0	0	0	0	0
Crisis Intervention	30	0	0	90	0	0	8
Early Intervention, Outreach	1	0	0	0	0	0	1
Other Outpatient	1	0	0	2	0	0	0
Total	32	0	0	93	0	0	9

Oklahoma Department of Mental Health and Substance Abuse Services

Counts of Day and Hourly Services Provided by Funding Source for Each Agency During FY 2002

OPPORTUNITIES, INC., CDTC

	Number of Clients/Contacts	Units of Service by Funding Source					
		Mental Health	Substance Abuse	Domestic Violence	Residential Care	Medicaid	Other
Admitted Clients							
Day Services							
Detox	19	0	44	0	0	0	0
Housing	32	0	2,267	0	0	0	0
Residential Treatment	234	0	4,888	0	0	0	0
Total	251	0	7,199	0	0	0	0
Hourly Services							
Assessment	76	0	98	0	0	0	0
Counseling	14	0	52	0	0	0	0
Total	79	0	150	0	0	0	0
Contacts							
Hourly Services							
Assessment	1	0	1	0	0	0	0
Total	1	0	1	0	0	0	0

Oklahoma Department of Mental Health and Substance Abuse Services

Counts of Day and Hourly Services Provided by Funding Source for Each Agency During FY 2002

ORCHARD GROVE

Units of Service by Funding Source

	Number of Clients/Contacts	Units of Service by Funding Source					
		Mental Health	Substance Abuse	Domestic Violence	Residential Care	Medicaid	Other
Admitted Clients							
Day Services							
Housing	24	0	0	0	4,884	0	0
Total	24	0	0	0	4,884	0	0

Oklahoma Department of Mental Health and Substance Abuse Services

Counts of Day and Hourly Services Provided by Funding Source for Each Agency During FY 2002

PADEN RESIDENTIAL CARE

	Number of Clients/Contacts	Units of Service by Funding Source					Medicaid	Other
		Mental Health	Substance Abuse	Domestic Violence	Residential Care			
Admitted Clients								
Day Services								
Housing	56	0	0	0	13,831	0	0	
Total	56	0	0	0	13,831	0	0	

Oklahoma Department of Mental Health and Substance Abuse Services

Counts of Day and Hourly Services Provided by Funding Source for Each Agency During FY 2002
PARKSIDE, INC.

Units of Service by Funding Source

	Number of Clients/Contacts	Units of Service by Funding Source					Medicaid	Other
		Mental Health	Substance Abuse	Domestic Violence	Residential Care			
Admitted Clients								
Day Services								
Crisis Stabilization	168	332	72	0	0	57	0	
Housing	65	1,854	0	0	0	0	0	
Inpatient Hospitalization	95	1,073	0	0	0	0	0	
Total	260	3,259	72	0	0	57	0	
Hourly Services								
Assessment	846	773	109	0	0	6	0	
Case Management	702	869	0	0	0	138	0	
Counseling	632	831	285	0	0	106	0	
Crisis Intervention	493	499	129	0	0	49	0	
Physician, Lab and Related Services	1,266	532	0	0	0	4	0	
Rehabilitation	322	5,835	0	0	0	654	0	
Total	2,104	9,338	523	0	0	957	0	
Contacts								
Day Services								
Crisis Stabilization	1	1	0	0	0	0	0	
Inpatient Hospitalization	1	2	0	0	0	0	0	
Total	1	3	0	0	0	0	0	
Hourly Services								
Assessment	33	65	0	0	0	0	0	
Crisis Intervention	11	349	0	0	0	0	0	
Early Intervention, Outreach	2	86	0	0	0	0	0	
Total	44	499	0	0	0	0	0	

Oklahoma Department of Mental Health and Substance Abuse Services
Counts of Day and Hourly Services Provided by Funding Source for Each Agency During FY 2002
PAYNE CO COUNSELING SVC,INC.

	Number of Clients/Contacts	Units of Service by Funding Source					Medicaid	Other
		Mental Health	Substance Abuse	Domestic Violence	Residential Care			
Admitted Clients								
Hourly Services								
Assessment	140	0	206	0	0	0	0	
Case Management	181	0	365	0	0	0	0	
Counseling	74	0	1,422	0	0	0	0	
Rehabilitation	1	0	6	0	0	0	0	
Total	217	0	1,999	0	0	0	0	
Contacts								
Hourly Services								
Assessment	367	0	290	0	0	0	0	
Case Management	480	0	674	0	0	0	0	
Counseling	2	0	2	0	0	0	0	
Total	759	0	966	0	0	0	0	

Oklahoma Department of Mental Health and Substance Abuse Services

Counts of Day and Hourly Services Provided by Funding Source for Each Agency During FY 2002
PAYNE COUNTY DRUG COURT, INC.

Units of Service by Funding Source

	Number of Clients/Contacts	Units of Service by Funding Source					
		Mental Health	Substance Abuse	Domestic Violence	Residential Care	Medicaid	Other
Admitted Clients							
Hourly Services							
Assessment	7	0	14	0	0	0	0
Counseling	15	0	679	0	0	0	0
Total	17	0	693	0	0	0	0

Oklahoma Department of Mental Health and Substance Abuse Services

Counts of Day and Hourly Services Provided by Funding Source for Each Agency During FY 2002
PEOPLE INCORPORATED

	Number of Clients/Contacts	Units of Service by Funding Source					
		Mental Health	Substance Abuse	Domestic Violence	Residential Care	Medicaid	Other
Admitted Clients							
Hourly Services							
Assessment	143	0	699	0	0	0	0
Counseling	120	0	3,956	0	0	0	0
Total	146	0	4,655	0	0	0	0
Contacts							
Hourly Services							
Assessment	355	0	677	0	0	0	0
Counseling	6	0	33	0	0	0	0
Other Outpatient	10	0	71	0	0	0	0
Total	366	0	781	0	0	0	0

Oklahoma Department of Mental Health and Substance Abuse Services

Counts of Day and Hourly Services Provided by Funding Source for Each Agency During FY 2002

PRAGUE ASSISTED LIVING CENTER

Units of Service by Funding Source

	Number of Clients/Contacts	Units of Service by Funding Source					
		Mental Health	Substance Abuse	Domestic Violence	Residential Care	Medicaid	Other
Admitted Clients							
Day Services							
Housing	54	0	0	0	12,653	0	0
Total	54	0	0	0	12,653	0	0

Oklahoma Department of Mental Health and Substance Abuse Services

**Counts of Day and Hourly Services Provided by Funding Source for Each Agency During FY 2002
PROJECT SAFE, INC.**

	Number of Clients/Contacts	Units of Service by Funding Source					
		Mental Health	Substance Abuse	Domestic Violence	Residential Care	Medicaid	Other
Admitted Clients							
Day Services							
Housing	75	0	0	792	0	0	0
Total	75	0	0	792	0	0	0
Hourly Services							
Assessment	191	0	0	166	0	0	0
Case Management	31	0	0	42	0	0	0
Counseling	217	0	0	2,762	0	0	0
Crisis Intervention	7	0	0	11	0	0	0
Total	289	0	0	2,981	0	0	0
Contacts							
Hourly Services							
Assessment	1	0	0	0	0	0	0
Case Management	222	0	0	94	0	0	0
Crisis Intervention	32	0	0	235	0	0	0
Other Outpatient	2	0	0	13	0	0	0
Total	241	0	0	343	0	0	0

Oklahoma Department of Mental Health and Substance Abuse Services

Counts of Day and Hourly Services Provided by Funding Source for Each Agency During FY 2002

RAMBLING ROSE RESIDENTIAL CARE

	Number of Clients/Contacts	Units of Service by Funding Source					
		Mental Health	Substance Abuse	Domestic Violence	Residential Care	Medicaid	Other
Admitted Clients							
Day Services							
Housing	25	0	0	0	6,441	0	0
Total	25	0	0	0	6,441	0	0

Oklahoma Department of Mental Health and Substance Abuse Services

Counts of Day and Hourly Services Provided by Funding Source for Each Agency During FY 2002

RED ROCK BEHAVIORAL HEALTH SVC

Units of Service by Funding Source

	Number of Clients/Contacts	Units of Service by Funding Source					
		Mental Health	Substance Abuse	Domestic Violence	Residential Care	Medicaid	Other
Admitted Clients							
Day Services							
Housing	78	16,886	0	0	0	0	0
Residential Treatment	14	0	1,651	0	0	0	0
Total	92	16,886	1,651	0	0	0	0
Hourly Services							
Assessment	1,103	1,612	59	0	0	539	15
Case Management	521	1,721	51	0	0	1,276	24
Counseling	652	3,068	909	0	0	3,561	93
Crisis Intervention	138	357	7	0	0	26	1
Other Outpatient	60	315	0	0	0	59	1
Physician, Lab and Related Services	519	1,507	0	0	0	277	80
Rehabilitation	490	18,972	0	0	0	29,754	0
Vocational	12	139	0	0	0	0	0
Total	1,365	27,691	1,025	0	0	35,492	214
Contacts							
Hourly Services							
Assessment	210	230	0	0	0	0	0
Crisis Intervention	18	267	0	0	0	0	0
Early Intervention, Outreach	3	615	1	0	0	0	0
Other Outpatient	4	472	0	0	0	2	2
Physician, Lab and Related Services	1	2	0	0	0	0	0
Total	233	1,585	1	0	0	2	2

Oklahoma Department of Mental Health and Substance Abuse Services

Counts of Day and Hourly Services Provided by Funding Source for Each Agency During FY 2002

RED ROCK WEST

Units of Service by Funding Source

	Number of Clients/Contacts	Units of Service by Funding Source					Medicaid	Other
		Mental Health	Substance Abuse	Domestic Violence	Residential Care			
Admitted Clients								
Day Services								
Crisis Stabilization	380	1,208	0	0	0	598	0	
Housing	32	2,947	0	0	0	0	0	
Total	390	4,155	0	0	0	598	0	
Hourly Services								
Assessment	635	426	64	0	0	207	0	
Case Management	55	266	0	0	0	249	0	
Counseling	516	1,993	361	0	0	1,816	0	
Crisis Intervention	461	641	12	0	0	120	0	
Other Outpatient	24	38	0	0	0	0	0	
Physician, Lab and Related Services	277	196	0	0	0	164	0	
Rehabilitation	262	18,607	0	0	0	31,301	0	
Vocational	63	1,151	0	0	0	0	0	
Total	927	23,318	437	0	0	33,857	0	
Contacts								
Hourly Services								
Assessment	264	171	147	0	0	0	0	
Counseling	1	0	0	0	0	1	0	
Crisis Intervention	114	211	0	0	0	6	0	
Early Intervention, Outreach	1	250	0	0	0	0	0	
Other Outpatient	2	2,726	4	0	0	0	0	
Total	366	3,357	151	0	0	7	0	

Oklahoma Department of Mental Health and Substance Abuse Services

Counts of Day and Hourly Services Provided by Funding Source for Each Agency During FY 2002

RIVERSIDE COUNSELING

Units of Service by Funding Source

	Number of Clients/Contacts	Units of Service by Funding Source					Medicaid	Other
		Mental Health	Substance Abuse	Domestic Violence	Residential Care			
Admitted Clients								
Hourly Services								
Assessment	19	0	36	0	0	0	0	0
Case Management	26	0	22	0	0	0	0	0
Counseling	30	0	387	0	0	0	0	0
Rehabilitation	26	0	290	0	0	0	0	0
Total	31	0	735	0	0	0	0	0
Contacts								
Hourly Services								
Assessment	29	0	41	0	0	0	0	0
Early Intervention, Outreach	4	0	23	0	0	0	0	0
Other Outpatient	1	0	1	0	0	0	0	0
Total	34	0	65	0	0	0	0	0

Oklahoma Department of Mental Health and Substance Abuse Services

Counts of Day and Hourly Services Provided by Funding Source for Each Agency During FY 2002
ROADBACK, INC.

Units of Service by Funding Source

	Number of Clients/Contacts	Units of Service by Funding Source					
		Mental Health	Substance Abuse	Domestic Violence	Residential Care	Medicaid	Other
Admitted Clients							
Day Services							
Detox	258	0	1,006	0	0	0	0
Housing	128	0	8,738	0	0	0	0
Total	372	0	9,744	0	0	0	0
Contacts							
Hourly Services							
Rehabilitation	52	0	289	0	0	0	0
Total	52	0	289	0	0	0	0

Oklahoma Department of Mental Health and Substance Abuse Services

Counts of Day and Hourly Services Provided by Funding Source for Each Agency During FY 2002

ROGERS CO COMMUNITY SERVICES

	Number of Clients/Contacts	Units of Service by Funding Source					
		Mental Health	Substance Abuse	Domestic Violence	Residential Care	Medicaid	Other
Admitted Clients							
Day Services							
Housing	100	0	0	2,444	0	0	0
Total	100	0	0	2,444	0	0	0
Hourly Services							
Assessment	116	0	0	253	0	0	0
Case Management	74	0	0	399	0	0	0
Counseling	212	0	0	2,024	0	0	0
Crisis Intervention	50	0	0	78	0	0	0
Total	272	0	0	2,755	0	0	0
Contacts							
Hourly Services							
Assessment	71	0	0	159	0	0	0
Counseling	17	0	0	21	0	0	0
Crisis Intervention	230	0	0	610	0	0	0
Other Outpatient	26	0	0	886	0	0	0
Total	328	0	0	1,677	0	0	0

Oklahoma Department of Mental Health and Substance Abuse Services

Counts of Day and Hourly Services Provided by Funding Source for Each Agency During FY 2002
ROGERS COUNTY DRUG ABUSE

Units of Service by Funding Source

	Number of Clients/Contacts	Units of Service by Funding Source					
		Mental Health	Substance Abuse	Domestic Violence	Residential Care	Medicaid	Other
Admitted Clients							
Hourly Services							
Assessment	191	0	386	0	0	0	0
Counseling	169	0	2,340	0	0	0	0
Crisis Intervention	1	0	1	0	0	0	0
Rehabilitation	110	0	933	0	0	0	0
Total	252	0	3,660	0	0	0	0
Contacts							
Hourly Services							
Assessment	163	0	296	0	0	0	0
Counseling	12	0	19	0	0	0	0
Crisis Intervention	1	0	2	0	0	0	0
Early Intervention, Outreach	4	0	102	0	0	0	0
Rehabilitation	1	0	3	0	0	0	0
Total	174	0	421	0	0	0	0

Oklahoma Department of Mental Health and Substance Abuse Services

Counts of Day and Hourly Services Provided by Funding Source for Each Agency During FY 2002

S.O.S. FOR FAMILIES

	Number of Clients/Contacts	Units of Service by Funding Source					
		Mental Health	Substance Abuse	Domestic Violence	Residential Care	Medicaid	Other
Admitted Clients							
Day Services							
Housing	85	0	0	1,630	0	0	0
Total	85	0	0	1,630	0	0	0
Hourly Services							
Assessment	333	0	0	393	0	0	0
Case Management	127	0	0	354	0	0	0
Counseling	389	0	0	5,193	0	0	0
Crisis Intervention	69	0	0	70	0	0	0
Rehabilitation	67	0	0	434	0	0	0
Total	414	0	0	6,444	0	0	0
Contacts							
Hourly Services							
Assessment	67	0	0	28	0	0	0
Case Management	30	0	0	15	0	0	0
Counseling	35	0	0	31	0	0	0
Crisis Intervention	175	0	0	239	0	0	0
Other Outpatient	29	0	0	574	0	0	0
Total	252	0	0	887	0	0	0

Oklahoma Department of Mental Health and Substance Abuse Services

Counts of Day and Hourly Services Provided by Funding Source for Each Agency During FY 2002
S.W. YOUTH & FAMILY SERVICES

Units of Service by Funding Source

	Number of Clients/Contacts	Units of Service by Funding Source					Medicaid	Other
		Mental Health	Substance Abuse	Domestic Violence	Residential Care			
Admitted Clients								
Hourly Services								
Assessment	183	0	462	0	0	0	0	0
Case Management	1	0	2	0	0	0	0	0
Counseling	209	0	2,172	0	0	0	0	0
Crisis Intervention	33	0	49	0	0	0	0	0
Rehabilitation	27	0	69	0	0	0	0	0
Total	237	0	2,753	0	0	0	0	0
Contacts								
Hourly Services								
Assessment	69	0	143	0	0	0	0	0
Counseling	4	0	8	0	0	0	0	0
Crisis Intervention	22	0	36	0	0	0	0	0
Early Intervention, Outreach	23	0	148	0	0	0	0	0
Rehabilitation	3	0	18	0	0	0	0	0
Total	113	0	354	0	0	0	0	0

Oklahoma Department of Mental Health and Substance Abuse Services

Counts of Day and Hourly Services Provided by Funding Source for Each Agency During FY 2002

SAFE HAVEN

	Number of Clients/Contacts	Units of Service by Funding Source					
		Mental Health	Substance Abuse	Domestic Violence	Residential Care	Medicaid	Other
Admitted Clients							
Day Services							
Housing	88	14,551	0	0	0	0	0
Total	88	14,551	0	0	0	0	0
Contacts							
Hourly Services							
Crisis Intervention	1	15	0	0	0	0	0
Early Intervention, Outreach	13	1,329	0	0	0	0	0
Total	14	1,344	0	0	0	0	0

Oklahoma Department of Mental Health and Substance Abuse Services

Counts of Day and Hourly Services Provided by Funding Source for Each Agency During FY 2002

SANTE FE RESIDENTIAL CARE

Units of Service by Funding Source

	Number of Clients/Contacts	Units of Service by Funding Source					
		Mental Health	Substance Abuse	Domestic Violence	Residential Care	Medicaid	Other
Admitted Clients							
Day Services							
Housing	24	0	0	0	7,922	0	0
Total	24	0	0	0	7,922	0	0

Oklahoma Department of Mental Health and Substance Abuse Services

Counts of Day and Hourly Services Provided by Funding Source for Each Agency During FY 2002

SECOND CHANCE CDU

Units of Service by Funding Source

	Number of Clients/Contacts	Units of Service by Funding Source					
		Mental Health	Substance Abuse	Domestic Violence	Residential Care	Medicaid	Other
Admitted Clients							
Day Services							
Housing	30	0	1,495	0	0	0	0
Residential Treatment	100	0	7,228	0	0	0	0
Total	106	0	8,723	0	0	0	0

Oklahoma Department of Mental Health and Substance Abuse Services
Counts of Day and Hourly Services Provided by Funding Source for Each Agency During FY 2002
SHERRY'S OLD FASHION ROOM AND BOARD

	Number of Clients/Contacts	Units of Service by Funding Source					
		Mental Health	Substance Abuse	Domestic Violence	Residential Care	Medicaid	Other
Admitted Clients							
Day Services							
Housing	17	0	0	0	4,172	0	0
Total	17	0	0	0	4,172	0	0

Oklahoma Department of Mental Health and Substance Abuse Services

Counts of Day and Hourly Services Provided by Funding Source for Each Agency During FY 2002

SOUTHWEST RETIREMENT HOME, INC

Units of Service by Funding Source

	Number of Clients/Contacts	Units of Service by Funding Source					Medicaid	Other
		Mental Health	Substance Abuse	Domestic Violence	Residential Care			
Admitted Clients								
Day Services								
Housing	73	5,933	0	0	13,017	0	0	
Total	73	5,933	0	0	13,017	0	0	

Oklahoma Department of Mental Health and Substance Abuse Services
Counts of Day and Hourly Services Provided by Funding Source for Each Agency During FY 2002
STARTING POINT II, INC.

	Number of Clients/Contacts	Units of Service by Funding Source					
		Mental Health	Substance Abuse	Domestic Violence	Residential Care	Medicaid	Other
Admitted Clients							
Day Services							
Detox	435	0	1,675	0	0	0	0
Total	435	0	1,675	0	0	0	0
Hourly Services							
Counseling	75	0	585	0	0	0	0
Crisis Intervention	7	0	9	0	0	0	0
Total	75	0	594	0	0	0	0
Contacts							
Hourly Services							
Crisis Intervention	4	0	329	0	0	0	0
Total	4	0	329	0	0	0	0

Oklahoma Department of Mental Health and Substance Abuse Services

Counts of Day and Hourly Services Provided by Funding Source for Each Agency During FY 2002
STEPHENS CO. VOL. FOR CRISIS,I

	Number of Clients/Contacts	Units of Service by Funding Source					
		Mental Health	Substance Abuse	Domestic Violence	Residential Care	Medicaid	Other
Admitted Clients							
Day Services							
Housing	78	0	0	185	0	0	0
Total	78	0	0	185	0	0	0
Hourly Services							
Assessment	300	0	0	209	0	0	0
Case Management	205	0	0	302	0	0	0
Counseling	202	0	0	1,283	0	0	0
Crisis Intervention	82	0	0	87	0	0	0
Rehabilitation	156	0	0	214	0	0	0
Total	374	0	0	2,095	0	0	0
Contacts							
Hourly Services							
Assessment	7	0	0	16	0	0	0
Case Management	13	0	0	6	0	0	0
Crisis Intervention	37	0	0	127	0	0	0
Other Outpatient	8	0	0	670	0	0	0
Rehabilitation	7	0	0	4	0	0	0
Total	48	0	0	823	0	0	0

Oklahoma Department of Mental Health and Substance Abuse Services

Counts of Day and Hourly Services Provided by Funding Source for Each Agency During FY 2002
STILLWATER DOM/VIOL SERVICES

	Number of Clients/Contacts	Units of Service by Funding Source					
		Mental Health	Substance Abuse	Domestic Violence	Residential Care	Medicaid	Other
Admitted Clients							
Day Services							
Housing	127	0	0	2,418	0	0	0
Total	127	0	0	2,418	0	0	0
Hourly Services							
Assessment	286	0	0	227	0	0	204
Case Management	197	0	0	1,034	0	0	22
Counseling	283	0	0	1,024	0	0	2,501
Crisis Intervention	192	0	0	332	0	0	26
Rehabilitation	129	0	0	667	0	0	751
Total	397	0	0	3,283	0	0	3,504
Contacts							
Hourly Services							
Assessment	5	0	0	4	0	0	1
Counseling	3	0	0	3	0	0	0
Crisis Intervention	338	0	0	715	0	0	25
Other Outpatient	20	0	0	116	0	0	0
Rehabilitation	2	0	0	0	0	0	4
Total	360	0	0	838	0	0	30

Oklahoma Department of Mental Health and Substance Abuse Services

Counts of Day and Hourly Services Provided by Funding Source for Each Agency During FY 2002

STREET SCHOOL INC

Units of Service by Funding Source

	Number of Clients/Contacts	Units of Service by Funding Source					
		Mental Health	Substance Abuse	Domestic Violence	Residential Care	Medicaid	Other
Admitted Clients							
Hourly Services							
Other Day Services	37	0	19,363	0	0	0	0
Total	37	0	19,363	0	0	0	0

Oklahoma Department of Mental Health and Substance Abuse Services

Counts of Day and Hourly Services Provided by Funding Source for Each Agency During FY 2002

SUGAR MOUNTAIN RETREAT

Units of Service by Funding Source

	Number of Clients/Contacts	Units of Service by Funding Source					
		Mental Health	Substance Abuse	Domestic Violence	Residential Care	Medicaid	Other
Admitted Clients							
Day Services							
Housing	120	0	0	0	15,826	0	0
Total	120	0	0	0	15,826	0	0

Oklahoma Department of Mental Health and Substance Abuse Services

Counts of Day and Hourly Services Provided by Funding Source for Each Agency During FY 2002

SUNNY ACRES BOARDING MANOR INC

	Number of Clients/Contacts	Units of Service by Funding Source					
		Mental Health	Substance Abuse	Domestic Violence	Residential Care	Medicaid	Other
Admitted Clients							
Day Services							
Housing	31	0	0	0	2,629	0	0
Total	31	0	0	0	2,629	0	0

Oklahoma Department of Mental Health and Substance Abuse Services

Counts of Day and Hourly Services Provided by Funding Source for Each Agency During FY 2002

SUNNY ACRES RESIDENTIAL CARE

	Number of Clients/Contacts	Units of Service by Funding Source					Medicaid	Other
		Mental Health	Substance Abuse	Domestic Violence	Residential Care			
Admitted Clients								
Day Services								
Housing	55	0	0	0	13,781	0	0	
Total	55	0	0	0	13,781	0	0	

Oklahoma Department of Mental Health and Substance Abuse Services
Counts of Day and Hourly Services Provided by Funding Source for Each Agency During FY 2002
THE BROWN SCHOOLS OF OKLAHOMA, INC

	Number of Clients/Contacts	Units of Service by Funding Source					
		Mental Health	Substance Abuse	Domestic Violence	Residential Care	Medicaid	Other
Admitted Clients							
Hourly Services							
Assessment	44	0	120	0	0	0	0
Case Management	35	0	47	0	0	0	0
Counseling	40	0	2,028	0	0	0	0
Total	48	0	2,195	0	0	0	0
Contacts							
Hourly Services							
Assessment	55	0	87	0	0	0	0
Case Management	4	0	2	0	0	0	0
Total	56	0	89	0	0	0	0

Oklahoma Department of Mental Health and Substance Abuse Services

Counts of Day and Hourly Services Provided by Funding Source for Each Agency During FY 2002

THE LASTSTOP

Units of Service by Funding Source

	Number of Clients/Contacts	Units of Service by Funding Source					
		Mental Health	Substance Abuse	Domestic Violence	Residential Care	Medicaid	Other
Admitted Clients							
Hourly Services							
Assessment	144	0	562	0	0	0	0
Counseling	197	0	25,314	0	0	0	0
Total	197	0	25,877	0	0	0	0

Oklahoma Department of Mental Health and Substance Abuse Services

Counts of Day and Hourly Services Provided by Funding Source for Each Agency During FY 2002
THE NEXT STEP NETWORK, INC.

	Number of Clients/Contacts	Units of Service by Funding Source					
		Mental Health	Substance Abuse	Domestic Violence	Residential Care	Medicaid	Other
Admitted Clients							
Day Services							
Residential Treatment	121	0	3,533	0	0	0	0
Total	121	0	3,533	0	0	0	0
Hourly Services							
Assessment	7	0	21	0	0	0	0
Counseling	176	0	1,345	0	0	0	0
Total	177	0	1,365	0	0	0	0
Contacts							
Hourly Services							
Assessment	10	0	30	0	0	0	0
Early Intervention, Outreach	5	0	499	0	0	0	0
Total	15	0	529	0	0	0	0

Oklahoma Department of Mental Health and Substance Abuse Services

Counts of Day and Hourly Services Provided by Funding Source for Each Agency During FY 2002

THE OAKS REHAB. SERVICES CTR

Units of Service by Funding Source

	Number of Clients/Contacts	Units of Service by Funding Source					
		Mental Health	Substance Abuse	Domestic Violence	Residential Care	Medicaid	Other
Admitted Clients							
Day Services							
Detox	34	0	109	0	0	0	0
Housing	242	0	5,632	2,275	0	0	0
Residential Treatment	357	0	6,914	0	0	0	0
Total	558	0	12,655	2,275	0	0	0
Hourly Services							
Assessment	726	0	1,158	105	0	0	0
Case Management	30	0	0	39	0	0	0
Counseling	1,193	0	55,767	1,332	0	0	60
Crisis Intervention	16	0	9	9	0	0	0
Rehabilitation	558	0	9,481	521	0	0	0
Total	1,246	0	66,414	2,005	0	0	60
Contacts							
Hourly Services							
Assessment	724	0	671	0	0	0	0
Case Management	2	0	2	0	0	0	0
Counseling	123	0	139	0	0	0	0
Crisis Intervention	2	0	1	65	0	0	0
Early Intervention, Outreach	12	0	93	4	0	0	0
Other Outpatient	6	0	0	34	0	0	0
Rehabilitation	61	0	457	0	0	0	0
Total	862	0	1,363	103	0	0	0

Oklahoma Department of Mental Health and Substance Abuse Services

Counts of Day and Hourly Services Provided by Funding Source for Each Agency During FY 2002
THE REFERRAL CENTER

	Number of Clients/Contacts	Units of Service by Funding Source					
		Mental Health	Substance Abuse	Domestic Violence	Residential Care	Medicaid	Other
Admitted Clients							
Day Services							
Detox	1,090	0	6,715	0	0	0	0
Total	1,090	0	6,715	0	0	0	0
Hourly Services							
Assessment	77	0	102	0	0	0	0
Counseling	37	0	226	0	0	0	0
Crisis Intervention	17	0	36	0	0	0	0
Total	116	0	364	0	0	0	0
Contacts							
Hourly Services							
Assessment	1	0	744	0	0	0	0
Counseling	3	0	3	0	0	0	0
Crisis Intervention	4	0	1,931	0	0	0	0
Total	7	0	2,678	0	0	0	0

Oklahoma Department of Mental Health and Substance Abuse Services

Counts of Day and Hourly Services Provided by Funding Source for Each Agency During FY 2002

THUNDERBIRD CLUBHOUSE

Units of Service by Funding Source

	Number of Clients/Contacts	Units of Service by Funding Source					
		Mental Health	Substance Abuse	Domestic Violence	Residential Care	Medicaid	Other
Admitted Clients							
Hourly Services							
Rehabilitation	95	28,722	0	0	0	0	0
Total	95	28,722	0	0	0	0	0

Oklahoma Department of Mental Health and Substance Abuse Services

Counts of Day and Hourly Services Provided by Funding Source for Each Agency During FY 2002

TOTAL LIFE COUNSELING

	Number of Clients/Contacts	Units of Service by Funding Source					
		Mental Health	Substance Abuse	Domestic Violence	Residential Care	Medicaid	Other
Admitted Clients							
Hourly Services							
Assessment	51	0	1,364	0	0	0	0
Counseling	123	0	977	0	0	0	0
Total	160	0	2,341	0	0	0	0
Contacts							
Hourly Services							
Assessment	299	0	294	0	0	0	0
Total	299	0	294	0	0	0	0

Oklahoma Department of Mental Health and Substance Abuse Services

Counts of Day and Hourly Services Provided by Funding Source for Each Agency During FY 2002
TR1-CITY YOUTH & FAMILY CENTER

Units of Service by Funding Source

	Number of Clients/Contacts	Units of Service by Funding Source					Other
		Mental Health	Substance Abuse	Domestic Violence	Residential Care	Medicaid	
Admitted Clients							
Hourly Services							
Assessment	306	0	470	0	0	0	0
Case Management	1	0	1	0	0	0	0
Counseling	310	0	2,403	0	0	0	0
Crisis Intervention	17	0	20	0	0	0	0
Rehabilitation	6	0	7	0	0	0	0
Total	361	0	2,900	0	0	0	0
Contacts							
Hourly Services							
Assessment	73	0	84	0	0	0	0
Counseling	28	0	35	0	0	0	0
Crisis Intervention	39	0	42	0	0	0	0
Early Intervention, Outreach	40	0	227	0	0	0	0
Total	169	0	387	0	0	0	0

Oklahoma Department of Mental Health and Substance Abuse Services

Counts of Day and Hourly Services Provided by Funding Source for Each Agency During FY 2002

TRANSITION HOUSE INC.

Units of Service by Funding Source

	Number of Clients/Contacts	Units of Service by Funding Source					
		Mental Health	Substance Abuse	Domestic Violence	Residential Care	Medicaid	Other
Admitted Clients							
Day Services							
Housing	29	3,486	0	0	0	0	0
Total	29	3,486	0	0	0	0	0

Oklahoma Department of Mental Health and Substance Abuse Services
Counts of Day and Hourly Services Provided by Funding Source for Each Agency During FY 2002
TRI-CITY SUBSTANCE ABUSE CTR

	Number of Clients/Contacts	Units of Service by Funding Source					
		Mental Health	Substance Abuse	Domestic Violence	Residential Care	Medicaid	Other
Admitted Clients							
Hourly Services							
Assessment	52	0	69	0	0	0	0
Counseling	132	0	6,694	0	0	0	0
Total	133	0	6,762	0	0	0	0
Contacts							
Hourly Services							
Assessment	135	0	202	0	0	0	0
Counseling	2	0	2	0	0	0	0
Total	135	0	204	0	0	0	0

Oklahoma Department of Mental Health and Substance Abuse Services
Counts of Day and Hourly Services Provided by Funding Source for Each Agency During FY 2002
TULSA CRISIS INTERVENTION CENTER

	Number of Clients/Contacts	Units of Service by Funding Source					
		Mental Health	Substance Abuse	Domestic Violence	Residential Care	Medicaid	Other
Admitted Clients							
Hourly Services							
Assessment	1	10	0	0	0	0	0
Total	1	10	0	0	0	0	0
Contacts							
Hourly Services							
Assessment	1,090	1,055	0	0	0	0	0
Crisis Intervention	2	1	0	0	0	0	0
Physician, Lab and Related Services	1	1	0	0	0	0	0
Total	1,091	1,057	0	0	0	0	0

Oklahoma Department of Mental Health and Substance Abuse Services
Counts of Day and Hourly Services Provided by Funding Source for Each Agency During FY 2002
TULSA METROPOLITAN MINISTRY

	Number of Clients/Contacts	Units of Service by Funding Source					
		Mental Health	Substance Abuse	Domestic Violence	Residential Care	Medicaid	Other
Admitted Clients							
Hourly Services							
Case Management	227	988	0	0	0	0	0
Total	227	988	0	0	0	0	0
Contacts							
Hourly Services							
Case Management	1	3	0	0	0	0	0
Early Intervention, Outreach	21	1,639	0	0	0	0	0
Total	22	1,642	0	0	0	0	0

Oklahoma Department of Mental Health and Substance Abuse Services

Counts of Day and Hourly Services Provided by Funding Source for Each Agency During FY 2002

TULSA SEXUAL ASSAULT NURSE EN

Units of Service by Funding Source

	Number of Clients/Contacts	Units of Service by Funding Source					
		Mental Health	Substance Abuse	Domestic Violence	Residential Care	Medicaid	Other
Contacts							
Hourly Services							
Other Outpatient	25	0	0	525	0	0	0
Total	25	0	0	525	0	0	0

Oklahoma Department of Mental Health and Substance Abuse Services

Counts of Day and Hourly Services Provided by Funding Source for Each Agency During FY 2002

TURNING POINT

Units of Service by Funding Source

	Number of Clients/Contacts	Units of Service by Funding Source					Medicaid	Other
		Mental Health	Substance Abuse	Domestic Violence	Residential Care			
Admitted Clients								
Hourly Services								
Assessment	92	0	203	0	0	0	0	
Counseling	298	0	3,823	0	0	0	0	
Crisis Intervention	6	0	7	0	0	0	0	
Other Day Services	4	0	138	0	0	0	0	
Rehabilitation	117	0	491	0	0	0	0	
Total	330	0	4,661	0	0	0	0	
Contacts								
Hourly Services								
Assessment	113	0	178	0	0	0	0	
Counseling	92	0	134	0	0	0	0	
Crisis Intervention	19	0	21	0	0	0	0	
Early Intervention, Outreach	30	0	233	0	0	0	0	
Total	252	0	565	0	0	0	0	

Oklahoma Department of Mental Health and Substance Abuse Services

Counts of Day and Hourly Services Provided by Funding Source for Each Agency During FY 2002 TWELVE & TWELVE, INC

Units of Service by Funding Source

	Number of Clients/Contacts	Units of Service by Funding Source					
		Mental Health	Substance Abuse	Domestic Violence	Residential Care	Medicaid	Other
Admitted Clients							
Day Services							
Detox	620	0	3,042	0	0	0	0
Housing	255	0	17,154	0	0	0	0
Residential Treatment	496	0	13,182	0	0	0	0
Total	1,078	0	33,378	0	0	0	0
Hourly Services							
Assessment	587	0	746	0	0	0	0
Counseling	319	0	10,178	0	0	0	0
Crisis Intervention	334	0	168	0	0	0	0
Total	937	0	11,092	0	0	0	0
Contacts							
Hourly Services							
Assessment	492	0	207	0	0	0	0
Crisis Intervention	409	0	185	0	0	0	0
Early Intervention, Outreach	5	0	13	0	0	0	0
Rehabilitation	35	0	240	0	0	0	0
Total	922	0	645	0	0	0	0

Oklahoma Department of Mental Health and Substance Abuse Services

Counts of Day and Hourly Services Provided by Funding Source for Each Agency During FY 2002

VINITA AL/DG TREATMENT CTR

	Number of Clients/Contacts	Units of Service by Funding Source					
		Mental Health	Substance Abuse	Domestic Violence	Residential Care	Medicaid	Other
Admitted Clients							
Day Services							
Residential Treatment	329	0	8,909	0	0	0	0
Total	329	0	8,909	0	0	0	0
Hourly Services							
Assessment	310	0	400	0	0	0	0
Counseling	1	0	2	0	0	0	0
Other Day Services	4	0	776	0	0	0	0
Total	311	0	1,177	0	0	0	0
Contacts							
Hourly Services							
Assessment	265	0	295	0	0	0	0
Counseling	102	0	215	0	0	0	0
Early Intervention, Outreach	110	0	62	0	0	0	0
Total	477	0	572	0	0	0	0

Oklahoma Department of Mental Health and Substance Abuse Services

Counts of Day and Hourly Services Provided by Funding Source for Each Agency During FY 2002

WAGONER COMMUNITY HOSPITAL-BILL WILLIS

	Number of Clients/Contacts	Units of Service by Funding Source					Medicaid	Other
		Mental Health	Substance Abuse	Domestic Violence	Residential Care			
Admitted Clients								
Day Services								
Inpatient Hospitalization	224	2,404	0	0	0	0	0	
Total	224	2,404	0	0	0	0	0	

Oklahoma Department of Mental Health and Substance Abuse Services

Counts of Day and Hourly Services Provided by Funding Source for Each Agency During FY 2002

WAGONER HOSPITAL - CRISIS UNIT

Units of Service by Funding Source

	Number of Clients/Contacts	Units of Service by Funding Source					
		Mental Health	Substance Abuse	Domestic Violence	Residential Care	Medicaid	Other
Admitted Clients							
Day Services							
Inpatient Hospitalization	124	1,380	0	0	0	0	0
Total	124	1,380	0	0	0	0	0

Oklahoma Department of Mental Health and Substance Abuse Services

Counts of Day and Hourly Services Provided by Funding Source for Each Agency During FY 2002

WESTERN STATE PSYCHIATRIC CTR

Units of Service by Funding Source

	Number of Clients/Contacts	Units of Service by Funding Source					Medicaid	Other
		Mental Health	Substance Abuse	Domestic Violence	Residential Care			
Admitted Clients								
Day Services								
Inpatient Hospitalization	546	5,030	0	0	0	298	2,774	
Residential Treatment	377	18,252	116	0	0	0	2,060	
Total	868	23,282	116	0	0	298	4,834	
Hourly Services								
Assessment	1,605	1,027	1	0	0	194	1,409	
Case Management	923	618	0	0	0	305	1,160	
Counseling	1,602	4,700	2	0	0	726	1,472	
Crisis Intervention	343	277	0	0	0	33	122	
Other Outpatient	69	0	0	0	0	0	139	
Physician, Lab and Related Services	913	436	0	0	0	162	329	
Rehabilitation	198	14,309	0	0	0	10,821	190	
Total	2,047	21,368	3	0	0	12,240	4,822	
Contacts								
Hourly Services								
Assessment	28	19	0	0	0	1	12	
Case Management	21	1	0	0	0	0	8	
Counseling	51	42	0	0	0	3	3	
Crisis Intervention	94	60	0	0	0	0	13	
Other Outpatient	6	22	0	0	0	0	2	
Rehabilitation	47	189	0	0	0	0	0	
Total	235	332	0	0	0	3	37	

Oklahoma Department of Mental Health and Substance Abuse Services

Counts of Day and Hourly Services Provided by Funding Source for Each Agency During FY 2002

WHEATLAND MH CTR, INC.

Units of Service by Funding Source

	Number of Clients/Contacts	Units of Service by Funding Source					
		Mental Health	Substance Abuse	Domestic Violence	Residential Care	Medicaid	Other
Admitted Clients							
Day Services							
Inpatient Hospitalization	16	103	0	0	0	0	0
Total	16	103	0	0	0	0	0
Hourly Services							
Assessment	734	779	0	0	0	17	2
Case Management	59	456	0	0	0	1	0
Counseling	804	4,800	0	0	0	385	11
Crisis Intervention	199	254	0	0	0	19	0
Other Outpatient	3	3	0	0	0	0	0
Physician, Lab and Related Services	482	167	0	0	0	6	2
Rehabilitation	156	5,331	0	0	0	2,678	6
Total	1,014	11,790	0	0	0	3,106	21
Contacts							
Hourly Services							
Physician, Lab and Related Services	5	1	0	0	0	0	0
Rehabilitation	2	1	0	0	0	1	0
Assessment	177	195	0	0	0	0	1
Case Management	4	4	0	0	0	0	0
Counseling	53	43	0	0	0	14	1
Crisis Intervention	162	244	0	0	0	0	0
Early Intervention, Outreach	1	477	0	0	0	0	1
Other Outpatient	2	94	0	0	0	0	0
Total	359	1,058	0	0	0	15	2

Oklahoma Department of Mental Health and Substance Abuse Services

Counts of Day and Hourly Services Provided by Funding Source for Each Agency During FY 2002
WOMEN IN SAFE HOMES, INC.

	Number of Clients/Contacts	Units of Service by Funding Source					
		Mental Health	Substance Abuse	Domestic Violence	Residential Care	Medicaid	Other
Admitted Clients							
Day Services							
Housing	195	0	0	8,189	0	0	0
Total	195	0	0	8,189	0	0	0
Hourly Services							
Assessment	139	0	0	302	0	0	0
Case Management	70	0	1	439	0	0	0
Counseling	167	0	5,533	2,875	0	0	0
Crisis Intervention	81	0	0	22	0	0	0
Rehabilitation	144	0	0	6,037	0	0	0
Total	217	0	5,534	9,676	0	0	0
Contacts							
Hourly Services							
Assessment	245	0	0	199	0	0	0
Case Management	6	0	0	7	0	0	0
Crisis Intervention	34	0	1	437	0	0	0
Early Intervention, Outreach	14	0	0	50	0	0	0
Other Outpatient	45	0	0	556	0	0	0
Total	338	0	1	1,248	0	0	0

Oklahoma Department of Mental Health and Substance Abuse Services

Counts of Day and Hourly Services Provided by Funding Source for Each Agency During FY 2002

WOMEN'S CRISIS SERVICES

	Number of Clients/Contacts	Units of Service by Funding Source					
		Mental Health	Substance Abuse	Domestic Violence	Residential Care	Medicaid	Other
Admitted Clients							
Day Services							
Housing	176	0	0	2,518	0	0	0
Total	176	0	0	2,518	0	0	0
Hourly Services							
Assessment	47	0	0	44	0	0	0
Case Management	151	0	0	458	0	0	0
Counseling	62	0	0	433	0	0	0
Crisis Intervention	148	0	0	138	0	0	0
Rehabilitation	163	0	0	1,269	0	0	0
Total	183	0	0	2,341	0	0	0
Contacts							
Hourly Services							
Crisis Intervention	2	0	0	223	0	0	0
Early Intervention, Outreach	3	0	0	10	0	0	0
Other Outpatient	24	0	0	485	0	0	0
Total	29	0	0	718	0	0	0

Oklahoma Department of Mental Health and Substance Abuse Services

Counts of Day and Hourly Services Provided by Funding Source for Each Agency During FY 2002
WOMENS RESOURCE CENTER

	Number of Clients/Contacts	Units of Service by Funding Source					
		Mental Health	Substance Abuse	Domestic Violence	Residential Care	Medicaid	Other
Admitted Clients							
Day Services							
Housing	230	0	0	2,852	0	0	0
Total	230	0	0	2,852	0	0	0
Hourly Services							
Assessment	73	0	0	136	0	0	0
Case Management	18	0	0	24	0	0	0
Counseling	315	0	0	2,494	0	0	0
Crisis Intervention	2	0	0	1	0	0	0
Total	315	0	0	2,654	0	0	0
Contacts							
Hourly Services							
Assessment	1	0	0	2	0	0	0
Case Management	1	0	0	3	0	0	0
Counseling	44	0	0	37	0	0	0
Crisis Intervention	6	0	0	240	0	0	0
Other Outpatient	18	0	0	1,456	0	0	0
Total	69	0	0	1,738	0	0	0

Oklahoma Department of Mental Health and Substance Abuse Services

Counts of Day and Hourly Services Provided by Funding Source for Each Agency During FY 2002
WOMEN'S SVC/FAM RESOURCE CTR

Units of Service by Funding Source

	Number of Clients/Contacts	Units of Service by Funding Source					
		Mental Health	Substance Abuse	Domestic Violence	Residential Care	Medicaid	Other
Admitted Clients							
Day Services							
Housing	80	0	0	119	0	0	0
Total	80	0	0	119	0	0	0
Hourly Services							
Assessment	42	0	0	24	0	0	0
Case Management	89	0	0	243	0	0	0
Counseling	347	0	0	3,010	0	0	0
Crisis Intervention	63	0	0	98	0	0	0
Total	406	0	0	3,375	0	0	0
Contacts							
Hourly Services							
Assessment	128	0	0	54	0	0	0
Case Management	100	0	0	142	0	0	0
Counseling	1	0	0	1	0	0	0
Crisis Intervention	186	0	0	835	0	0	0
Other Outpatient	33	0	0	729	0	0	0
Total	262	0	0	1,760	0	0	0

Oklahoma Department of Mental Health and Substance Abuse Services

Counts of Day and Hourly Services Provided by Funding Source for Each Agency During FY 2002
YWCA CRISIS CENTER

	Number of Clients/Contacts	Units of Service by Funding Source					
		Mental Health	Substance Abuse	Domestic Violence	Residential Care	Medicaid	Other
Admitted Clients							
Day Services							
Housing	224	0	3,665	5,313	0	0	0
Total	224	0	3,665	5,313	0	0	0
Hourly Services							
Case Management	302	0	0	529	0	0	0
Counseling	387	0	0	2,727	0	0	0
Crisis Intervention	64	0	0	78	0	0	0
Rehabilitation	102	0	0	689	0	0	0
Total	643	0	0	4,023	0	0	0
Contacts							
Hourly Services							
Assessment	2	0	0	39	0	0	0
Crisis Intervention	55	0	0	639	0	0	0
Other Outpatient	48	0	0	2,422	0	0	0
Total	103	0	0	3,100	0	0	0

Oklahoma Department of Mental Health and Substance Abuse Services

Counts of Day and Hourly Services Provided by Funding Source for Each Agency During FY 2002

YWCA OF OKC CRISIS SERVICES

Units of Service by Funding Source

	Number of Clients/Contacts	Units of Service by Funding Source					
		Mental Health	Substance Abuse	Domestic Violence	Residential Care	Medicaid	Other
Admitted Clients							
Day Services							
Housing	681	0	0	15,018	0	0	0
Total	681	0	0	15,018	0	0	0
Hourly Services							
Assessment	927	0	0	1,080	0	0	0
Case Management	46	0	0	58	0	0	0
Counseling	706	0	0	7,555	0	0	0
Crisis Intervention	49	0	0	61	0	0	0
Rehabilitation	521	0	0	1,907	0	0	0
Total	1,148	0	0	10,660	0	0	0
Contacts							
Hourly Services							
Assessment	8	0	0	6	0	0	0
Case Management	2	0	0	1	0	0	0
Crisis Intervention	511	0	0	1,724	0	0	0
Other Outpatient	40	0	0	487	0	0	0
Total	560	0	0	2,218	0	0	0

Definitions of Terms and Categorization Variables

The following are definitions of terms and categorization variables used in this Data Book report.

Admitted Clients Served

Admitted Clients Served had an admission transaction in the ICIS before or during the report year and had received a service during the year. For this section, they are counted only once in the total for each level of aggregation. This is called an unduplicated count.

Age

Client age is computed using the client's age at the middle of the fiscal year.

Contacts

Individuals are counted as contacts when they call or visit an agency, but are not admitted.

Funding Source

Funding Source helps identify the payment source of services. Frequently, clients receive services under multiple funding sources. The funding source categories for this report were Mental Health, Substance Abuse, Domestic Violence, Residential Care, Medicaid, and Other.

ICIS

The Oklahoma Department of Mental Health and Substance Abuse Services maintains an agency-wide database, the Integrated Client Information System (ICIS), to which all Department-funded services and transactions are reported. The ICIS contains demographic and service information about clients and agencies.

List of Agencies by Type

The following is a list of agencies by type that provided data during the Fiscal Year 2002:

AGENCY TYPE**AGENCY NAME**

Community Mental Health

ASSOCIATED CENTERS FOR THERAPY, INC.
BILL WILLIS MENTAL HEALTH
CARL ALBERT C.M.H.C.
CENTRAL OKLAHOMA CMHC
CHISHOLM TRAIL COUNSELING SVS
COMMUNITY COUNSELING CENTER
CREEKS MENTAL HEALTH SERVICES
EDWIN FAIR CMHC
FAMILY & CHILDREN'S SERVICES
GRAND LAKE M.H.C.
GREEN COUNTRY BEHAVIORAL HEALTH SERVICES, INC.
HOPE COMMUNITY SERVICES, INC.
JIM TALIAFERRO CMHC
M.H. SERVICES OF SOUTHERN OKLAHOMA
NORTH CARE CENTER
OKLAHOMA COUNTY CRISIS INTERVENTION CENTER
PARKSIDE, INC.
RED ROCK BEHAVIORAL HEALTH SVC
RED ROCK WEST
TULSA CRISIS INTERVENTION CENTER
WAGONER COMMUNITY HOSPITAL-BILL WILLIS
WAGONER HOSPITAL - CRISIS UNIT
WESTERN STATE PSYCHIATRIC CTR
WHEATLAND MH CTR, INC.

Domestic Violence and Sexual Assault

ACMI HOUSE INC
ACTION ASSOCIATES, INC.
CALL RAPE INC.
COMMUNITY CRISIS CENTER, INC.
CRISIS CONTROL CENTER
D.V. PROGRAM OF N. CENTRAL OKLAHOMA
DOMESTIC VIOL INTERVEN
FAMILY CRISIS & COUNSELING CTR
FAMILY CRISIS CTR, INC.
FAMILY RESOURCE CENTER
FAMILY SHELTER
HELP-IN-CRISIS, INC.
KIBOIS WOMEN'S SHELTER
N.W. DOMESTIC CRISIS SERVICES
NEW DIRECTIONS, INC.
OKMULGEE CO FAMILY RESC CENTER
PROJECT SAFE, INC.
ROGERS CO COMMUNITY SERVICES
S.O.S. FOR FAMILIES
STEPHENS CO. VOL. FOR CRISIS,I

AGENCY TYPE**AGENCY NAME**

STILLWATER DOM/VIOLENT SERVICES
TULSA SEXUAL ASSAULT NURSE EN
WOMEN IN SAFE HOMES, INC.
WOMEN'S CRISIS SERVICES
WOMEN'S SVC/FAM RESOURCE CTR
WOMENS RESOURCE CENTER
YWCA CRISIS CENTER
YWCA OF OKC CRISIS SERVICES

Hospitals

EASTERN STATE HOSPITAL
GRIFFIN MEMORIAL HOSPITAL
OKLAHOMA BEHAVIORAL HEALTH SERVICES
OKLAHOMA YOUTH CENTER

Other Agencies

CENTER FOR CHILDREN & FAMILIES
CROSSROADS INCORPORATED
DIVORCE VISITATION ARBITRATION
PEOPLE INCORPORATED
SAFE HAVEN
THUNDERBIRD CLUBHOUSE
TRANSITION HOUSE INC.
TULSA METROPOLITAN MINISTRY

Residential Care

ADA RESIDENTIAL CARE
BOLEY RESIDENTIAL CARE HOME
BOLEY RESIDENTIAL CARE HOME II
CLETA'S COTTAGE
COPP'S RESIDENTIAL CARE, INC.
COUNTRY LANE RESIDENTIAL CARE HOME
DON MENTZER FACILITY
DOW RESIDENTIAL CARE HOME
DUNCAN COMMUNITY RESIDENCE INC
EDNA LEE'S RESIDENTIAL CARE
EL RENO RESIDENTIAL CARE HOME
FAIR OAKS
GREEN ACRES
HAV-TAPINC DBA, THE HARBOR
HIGH CEDAR RESIDENTIAL CARE
LAKE FRANCIS RES. CARE, LLC
LAKE FRANCIS RETIREMENT CENTER
LARI'S RESIDENTIAL CARE, LLC
MEADOW BROOK RESCARE
MILLER COZY HOME, INC.
NEW BEGINNING
NORTH FORK RESIDENTIAL CARE

AGENCY TYPE**AGENCY NAME**

ORCHARD GROVE
PADEN RESIDENTIAL CARE
PRAGUE ASSISTED LIVING CENTER
RAMBLING ROSE RESIDENTIAL CARE
SANTE FE RESIDENTIAL CARE
SHERRY'S OLD FASHION ROOM AND BOARD
SOUTHWEST RETIREMENT HOME, INC
SUGAR MOUNTAIN RETREAT
SUNNY ACRES BOARDING MANOR INC
SUNNY ACRES RESIDENTIAL CARE

Substance Abuse

A BETTER CHANCE
ADA AREA CHEMICAL DEP. CTR
ALPHA II, INC.
ALTERNATIVEWORKS
BRIDGEWAY
CAA TURNING POINT
CARE FOR CHANGE INC.
CITIZEN POTOWATOMI NATION
COMMUNITY ALCOHOLISM SERVICES
COMMUNITY CHILDREN'S SHELTER
COMMUNITY DEVELOPMENT SUPPORT ASSOCIATION
COPE, INC.
COUNSELING CENTER OF S.E. OKLAHOMA
DRUG RECOVERY, INC.
EAGLE RIDGE INSTITUTE
EDMOND FAMILY SERVICES, INC.
GATEWAY TO PREVENTION/RECOVERY
GREAT PLAINS YOUTH & FAMILY SERVICES, INC.
HOMINY HEALTH SRVCS CTR INC.
HOUSE OF HOPE INC
HUMAN SKILLS & RESOURCES
INDIAN HEALTH CARE RESRCE CTR
KIAMICHI COUNCIL ON ALCOHOLISM
LATINO COMMUNITY DEV. AGENCY
LEFLORE CO. YOUTH/FAMILY SERVICES, INC.
LIFE IMPROVEMENT CENTER
LOGAN COUNTY YOUTH & FAMILY SERVICES, INC.
MARIE DETTY YOUTH SVC CTR
METRO TULSA SUBSTANCE ABUSE SERVICE
MONARCH, INC.
MOORE ALC/DRUG CTR
MUSKOGEE COUNTY COUNCIL OF YOUTH SERVICES
N.E. OK COUNCIL ON ALCOHOLISM
NATIVE AMERICAN CENTER OF RECOVERY
NEW DIRECTIONS

AGENCY TYPE**AGENCY NAME**

NEW HOPE OF MANGUM
NORMAN AL/DRUG TREATMENT CTR
NORMAN ALCOHOL INFORMATION CTR
NW SUBSTANCE TREATMENT CNTR
OPPORTUNITIES, INC., CDTC
PAYNE CO COUNSELING SVC, INC.
PAYNE COUNTY DRUG COURT, INC.
RIVERSIDE COUNSELING
ROADBACK, INC.
ROGERS COUNTY DRUG ABUSE
S.W. YOUTH & FAMILY SERVICES
SECOND CHANCE CDU
STARTING POINT II, INC.
STREET SCHOOL INC
THE BROWN SCHOOLS OF OKLAHOMA, INC
THE LASTSTOP
THE NEXT STEP NETWORK, INC.
THE OAKS REHAB. SERVICES CTR
THE REFERRAL CENTER
TOTAL LIFE COUNSELING
TRI-CITY YOUTH & FAMILY CENTER
TRI-CITY SUBSTANCE ABUSE CTR
TURNING POINT
TWELVE & TWELVE, INC
VINITA AL/DG TREATMENT CTR

ODMHSAS

Refers to the Oklahoma Department of Mental Health and Substance Abuse Services.

Other Indicators

There are several groups of clients that are of special interest because they have special treatment needs, state or federal requirements regarding their placement or the services they receive, or because they are part of a priority population. The definitions of these groups and criteria for their selection are provided below:

- **Custody of DHS**

The client, 18 years of age or younger, is in the custody of the Department of Human Services.

- **Custody of DOC**

The client is in the custody of the Department of Corrections. Clients under house arrest, electronic monitoring, or in prison are all considered to be in the custody of DOC. Clients on probation or parole are not.

- **Custody of OJA**

The client, 18 years of age or younger, is in the custody of the Office of Juvenile Affairs.

- **Deaf and Hearing Impaired**

Clients who are deaf, hard of hearing, or indicated the need for an interpreter for the deaf were grouped to form the Deaf and Hearing Impaired category.

- **Homeless**

A homeless person under ICIS criteria is a person who: (a) lacks a fixed, regular and adequate night time residence AND (b) has a primary night time residence that is a supervised publicly or privately operated shelter designed to provide temporary living accommodations including welfare hotels, congregate shelters, halfway houses, and transitional housing for the mentally ill; or an institution that provides a temporary residence for individuals intended to be institutionalized; or a public or private place not designed for, or ordinarily used as, a regular sleeping accommodation for human beings, not limited to people living on the streets. Individuals are considered homeless if they have lost their permanent residence, and are temporarily living in a shelter to avoid being on the street. Prisoners being released or in the custody of a correctional facility are not considered homeless at the time of admission for treatment. The definition also excludes persons in a hospital, residential care facility, commercial hotel/motel, supervised apartment, or living with parent/other relative (even if only temporarily). The definition does include domestic violence and sexual assault shelters, as the persons have fled a residence that is not adequate (i.e., not safe).

- **Legal Status**

Legal Status has three categories; Voluntary, Civil Involuntary, and Criminal Involuntary. The categories of legal status (with ICIS codes) are as follows:

Voluntary. These clients enter treatment voluntarily and are coded Voluntary Admission (01), Court Voluntary (02), Informal Admission (16), or Other (18).

Civil Involuntary. These clients are required by the court system to receive services, even though they may be reluctant. They are coded Court Commitment (03), Order of Detention (06), Juvenile Court Order (07), Transfer – Other Legal Entity (08), Court Ordered Juveniles in Need of Treatment, DHS given custody (10), Court Ordered Juveniles in Need of Treatment Parental Custody Retained (11), Emergency Detention (12), Continued Court Detention (13), 28-Day Court Commitment (14), or Protective Custody (17).

Criminal Involuntary. These clients are required to receive services because they have been accused of or have committed a crime. Codes include the following; Incompetent to Stand Trial (04), Not Guilty by Reason of Insanity (05), Court Order for Observation and Evaluation (09), Court Referred DUI Clients (15), Criminal Hold (20), or Court Commit with Hold (21).

- **Adults with Serious Mental Illness (SMI)**

SMI denotes clients who have been identified **at any time** as having a serious mental illness using the formal ODMHSAS definition. According to this definition, an Adult with a Serious Mental Illness must be an individual 18 years of age or older.

- **Children with a Serious Emotional Disturbance (SED)**

SED refers to children who meet departmental criteria for having a Serious Emotional Disturbance.

- **Any Alcohol/Drug Problem**

A substance abuse client is one who has one or more DSM-IV Axis I primary, secondary or tertiary diagnoses from categories 1.a. or 1.b. (in the Dual Diagnosis definition below) or one or more ICIS Substance Abuse Related Problems (710-731, 741-743). Clients identified only as co-dependents are not identified as substance abusers.

- **Dual Diagnosis Client**

A dual diagnosis client is one who meets the criteria for having a substance abuse diagnosis from categories 1.a. or 1.b. below and meets the criteria for a mental illness based on one or more DSM-IV Axis II primary, secondary, or tertiary diagnoses from categories 2.a. through 2.e. below.

1.a. Psychoactive Substance Induced Organic Disorders: 291.0-291.8, 292.0-292.83, 292.89-282.99

- b. Psychoactive Substance Use Disorders: 303.0-305.99.
- 2.a. Schizophrenia: 295.10, 295.20, 295.30, 295.40, 295.60, 295.70, 295.90
- b. Delusional (Paranoid) Disorder: 297.1
- c. Other Psychotic Disorders: 295.40, 295.70, 297.3, 298.8, 298.9, 297.1, 297.3
- d. Mood Disorders: 296.20-296.7
- e. Borderline Personality Disorder: 301.83

▪ **Indigent**

A person whose applicable income falls at or below 200% of the Federal Poverty Level is considered indigent. To determine whether the client was indigent, the household gross annual income must have been reported. The ODMHSAS eligibility criteria for indigence are based on the weighted average poverty thresholds provided annually by the U. S. Department of Commerce. The following table presents the threshold levels for FY02.

**Oklahoma Department of Mental Health and Substance Abuse Services
Eligibility Criteria
Indigence Threshold
(200% of Federal Poverty Guideline)**

Number of Persons in Household	Household Gross Annual Income
1	\$17,180
2	\$23,220
3	\$29,260
4	\$35,300
5	\$41,340
6	\$47,380
7	\$53,420
8	\$59,460
9 or more	Add \$ 6,040 to \$59,460 for each additional person

Presenting Problem/Diagnosis

Categories for this variable are based on the DSM-IV primary diagnosis or primary presenting problem. If the admitting agency has clinicians qualified to make a diagnosis, the diagnosis is used, otherwise, a presenting problem is used to define a client's category.

Categories	Codes
Developmental Disorders	
DSM-IV Codes:	302.5-302.69, 302.85, 307-307.39, 307.5-307.99, 309.21, 312-312.29, 312.9-313.21, 313.81-313.89, 314-314.99, 315-319.99, 299-299.99
Presenting Problems:	210, 240
Non Alcohol/Drug Related Organic	
DSM-IV Codes:	290-290.99, 293-293.83, 294-294.80, 310-310.10
Alcohol Abuse	
DSM-IV Codes:	291-291.99, 293.9, 303-303.99, 305-305.02
Presenting Problems:	741, 710, 711
Other Substance Abuse	
DSM-IV Codes:	305.1-305.99, 292-292.99, 304-304.99
Presenting Problems:	742, 743, 744, 720-731
Schizophrenia	
DSM-IV Codes:	295 (excluding 295.4, 295.7)
Other Psychotic	
DSM-IV Codes:	297-298.9, 295.40, 294.9, 295.70
Presenting Problems:	510-530, 650
Mood Disorders	
DSM-IV Codes:	296-296.99 301.13, 300.4-300.49, 293.89, 311-311.99
Presenting Problems:	500-503

Categories	Codes
Other Non-Psychotic	
DSM-IV Codes:	300-300.39, 300.6-300.99, 302-302.49, 302.7-302.84, 302.89-302.99, 307-4-307.49, 307.8, 312.8, 308.3-309.19, 309.23-309.99, 312.3, 316-316.99, 780.50
Personality Disorders	
DSM-IV Codes:	301-301.9
Social Conditions	
DSM-IV Codes:	V40.00-V40.60, V61-V71.02, 955.5-995.81
Presenting Problems:	740, 450, 620-632, 311-420
Deferred/No Diagnosis	
DSM-IV Codes:	799.9-799.90, V71.09
Presenting Problems:	110, 130

Race

Clients who selected more than one category from the choices below, indicating their race, are grouped in the Two or More Races category. The Unknown category was utilized to group Clients who made no selection from the choices below indicating their race.

The following groupings are used for reporting race:

- White
- Black
- Native American
- Hispanic
- Asian
- Two or More Races
- Unknown

Units of Service: Day and Hourly

The time provider agency staff spend delivering services to or for service recipients is reported in days, parts of days or minutes (summed to hours). Following is a list of codes and descriptions for services funded by DMHSAS in FY02.

Services	Category	Code	Description
Day	Crisis Stabilization	002E	Crisis Stabilization
	Detoxification	002B	Detoxification
		001B	Medical Detoxification
		002C	Non-medical Detoxification (social)
		002K	Non-medical Detoxification
	Housing	003M	Dependent Children Of Substance Abuse in Halfway House
		003N	Dependent Children Of Substance Abuse In Residential Treatment
		003G	Domestic Violence Residential Shelter For Primary Victims
		003H	Domestic Violence Residential Shelter For Dependents
		003P	Enhanced Residential Care
		004E	Family Self Sufficiency Program
		003B	Halfway House
		003A	Halfway House Services for Pregnant and Postpartum Women
		003S	Halfway House Services for Women with Dependent Children
		003T	Halfway House Service for Dually Diagnosed
		003Y	Halfway House Services for Adolescents
		003C	Independent Living Training Program
		003V	Permanent Congregate Housing with Onsite Support
		003Z	Permanent Congregate House
		003K	Residential Care
		003Q	Safe Haven
		003I	Short-term Emergency Shelter
		003F	Sponsored Family Program
		003J	Sponsored Housing Program
		003E	Supervised Housing
	003R	Transitional Living	
	Inpatient	001D	Acute Inpatient
		001C	Acute Medical Care
		001A	Intermediate Inpatient
	Residential Treatment	002Q	Enhanced Residential Treatment - Mental Health
		002N	Intensive Residential Substance Abuse Treatment
		002R	Intensive Residential Treatment
		002P	Intensive Residential Treatment - Mental Health
		002A	Residential Treatment (Substance Abuse & Mental Health)

Services	Category	Code	Description
		002G	Residential Treatment for Adolescents
		002H	Residential Treatment for Women with Dependent Children
		002J	Residential Treatment Dually Diagnosed
		002S	Residential Treatment
		002M	Services to Dependent Children of Substance Abuse Clients in Residential Treatment
Hourly			
	Evaluation/Assessment		
		106	Clinical Testing
		100	Competency Evaluation
		102	Court Related Evaluation
		309	Drug Screening
		104	DUI Assessment
		110	Evaluation and Assessment
		101	Evaluation/assessment
		107	Group Assessment
		138	Institution Based SA Screening
		105	Referral
		300	Treatment Plan Review
		400	Treatment Planning
	Counseling		
		590	Divorce Visitation Arbitration Services
		132	Family/marital
		137	Family/Marital Counseling (Mental Health Professional)
		131	Group Counseling
		136	Group Counseling (Mental Health Professional)
		135	Individual Counseling (Mental Health Professional)
		130	Individual Counseling
		241	Peer Counseling
		249	Staff Time Providing Support Group Service (Project Heartland)
	Crisis Intervention		
		133	Crisis Intervention Counseling
		134	Crisis Intervention Telephone
		120	Emergency/Crisis (face/face)
		121	Emergency/Crisis (telephone)
		123	Mobile Crisis Service
	Case Management		
		212	Case Management
		225	Case Management
		226	Case Management
		852	Case Management & Home-based Travel
		204	Client Advocacy
		207	Home-based Services
		213	Intensive Case Management

Services	Category	Code	Description
	Physician/Lab Services	301	Laboratory
		305	Medical Review
		308	Medication Delivery
		304	Pharmacological Management
	Other Day Services	004C	Day School/6 Hours
		434	Intensive Outpatient Services- Group
		433	Intensive Outpatient Services- Individual
	Other Outpatient Services	214	Assertive Community Treatment
		500	Consultation
		109	Court Related Services
		210	Disaster Support Service
		501	Education
		190	Gate-keeping
		191	Gate-keeping Extension
		565	Institution-based Substance Abuse Treatment
		571	PACT Client Support
		252	PACT Timeline Development
		506	Sexual Assault Nurse Examiner (SANE) Training
		504	System Support
		503	Training
		505	Treatment Team Meeting
	Outreach	551	Community Outreach
		553	Community Outreach to Children
		552	Intensive Outreach to Children
		550	Outreach
		561	Prevention Type Activities
		560	Substance Abuse Early Intervention
	Rehabilitation	203	Client Education
		242	Consumer Drop-in Center
		430	Day Treatment Hourly
		217	Group Rehabilitative Treatment
		216	Individual Rehab Treatment
		431	Psycho-social Hourly
		205	Resource Skills Development
		251	Resource Skills Development by Peers
		224	Substance Abuse Dx\Prob-Related Education (Family)
		219	Substance Abuse Dx\Prob-Related Education (Group)
		218	Substance Abuse Dx\Prob-Related Education (Individual)
		211	Substance Abuse Dx\Prob-Related Education
		202	Socialization

Services	Category	Code	Description
	Vocational	243	Employment Training
		570	Job Retention Support
		245	Pre-vocational
		244	Vocational Training

Various Categories:

In response to many special report requests in past years, the special reports table was generated to address the majority of those requests.

Description of Sections and Tables

The Data Book consists of two sections. The first section displays Counts of Admitted Clients Served by Funding Source for Sex, Age, Race, Presenting Problem/Diagnosis, County of Residence, and Other Indicators. The second section presents Counts of Day and Hourly Units of Service by Funding Source for Admitted Clients and Contacts. Each section contains six tables presenting data for 1) Statewide Total, 2) Agency, 3) Agency Type, 4) Count of Residence, 5) Planning Area, and 6) Various Categories.

Section One: Admitted Clients Served by Funding Source

Admitted Clients Served are clients who have an admission transaction in the ICIS before or during the report year and had received a service during the report year. For this section, they are counted only once in the total for each level of aggregation or category in which they appear. This is called an unduplicated count. For example, a client may receive services at one hospital and then receive services at another hospital in the same year. This client would be counted twice (once at each hospital) in the agency report, but only once in the agency type and statewide tables. Because information such as age and sex should remain constant (except for data entry errors), counts for categories of these variables will sum to the total clients served on each table. Variables that might change from admission at one facility to admission at another or over time, (e.g., legal status, diagnosis, and target population) can be counted in more than one category and should not be summed.

This section shows only clients who were admitted for services and excludes contacts. It enumerates admitted clients, but further limits the counts to specific subgroups of the client population. Each individual counted has received a service at some time during the year regardless of the year he/she was admitted. Clients are grouped by frequently referenced demographics: Sex, Age, Race, Presenting Problem/Diagnosis, County of Residence, and Other Indicators. A client may be in more than one of these groups, or a client's group may change during the year. As a result, the sum of target populations exceeds the total number served. However, for any given population, the age, race, and sex, which do not change (age is calculated as of a single point in time), are unduplicated counts and should equal the total.

Section Two: Units of Service by Funding Source

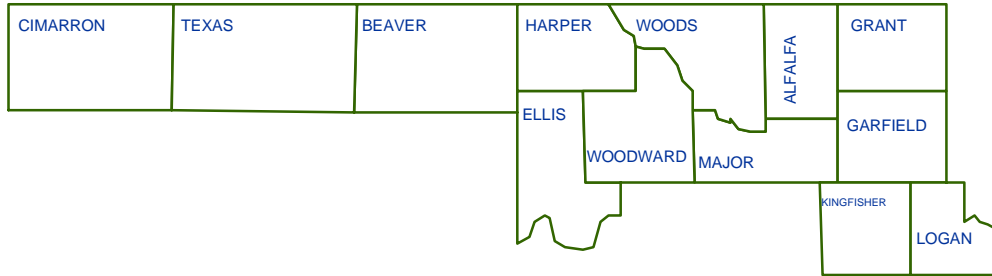
This section helps to quantify the Department's impact on the community by reporting the total number of individuals identified as receiving a service during the fiscal year. It also presents Summaries for all types of services funded through the ODMHSAS.

Individuals are counted as contacts when they call or visit an agency, but are not admitted. In general, a person can be reported as a contact twice at the same agency within a twelve-month period, but services are not given a third time without an admission. A client can also seek services at another agency and be counted as a contact there. In the Data Book report, an agency's contact counts exclude individuals who are subsequently admitted there. Additionally, two types of contacts are excluded from counts: Emergency Contacts and Group Contacts. In these cases, individuals are not identified and their addition would likely produce duplicated counts. However, the services to those individuals are reported.

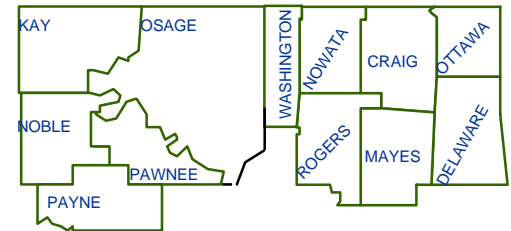
OKLAHOMA DEPARTMENT OF MENTAL HEALTH
AND SUBSTANCE ABUSE SERVICES

Planning Areas

Northwest



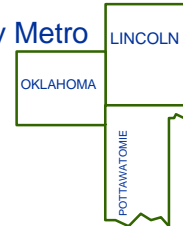
Northeast



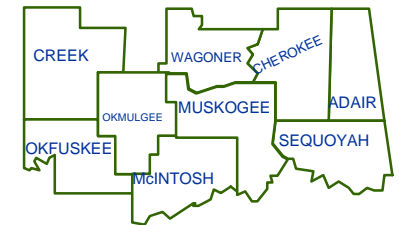
Tulsa Metro



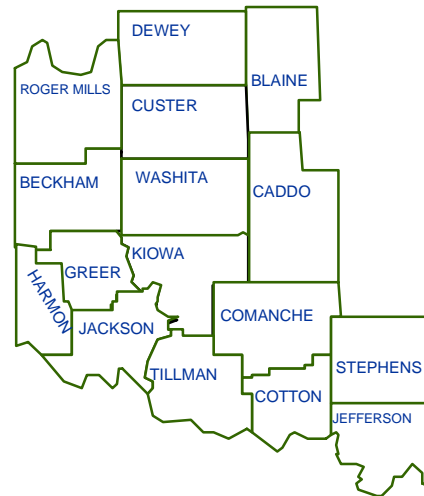
Oklahoma City Metro



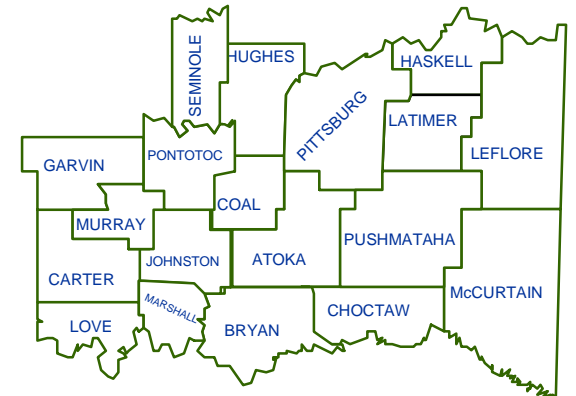
East Central



Central



Southwest



Southeast