

data

BOOK FOR FISCAL YEAR 2002

Section Two:
Units of Service by Funding
Source

Table 9. Counts of Day and
Hourly Services Provided for
each Agency Type

DATA BOOK FOR FISCAL YEAR 2002

Published by

Oklahoma Department of Mental Health and Substance Abuse
Services

Prepared by

Ali Akour, Ph.D.

Data Analyst, Evaluation and Data Analysis Section
Decision Support Services

2002

Terry Cline, Ph.D., Commissioner
Steve Davis, Ph.D., Director of Decision Support Services
Mark Reynolds, Ed. D., Evaluation & Data Analysis Data Projects Manager

Public Domain Notice

The Data Book for Fiscal Year 2002 is in the public domain and may be reproduced or copied without permission from the Oklahoma Department of Mental Health and Substance Abuse Services. However, this publication may not be reproduced or distributed for a fee without the specific, written authorization of Oklahoma Department of Mental Health and Substance Abuse Services. Citation of the source is appreciated.

Electronic Access to Publication

This publication is available on the World Wide Web at:
<http://www.odmhsas.org/databooks.htm>

How to Contact Us

**Oklahoma Department of Mental Health and Substance Abuse Services
Evaluation and Data Analysis Section**

P.O. Box 53277
Oklahoma City, OK 73152-3277
(405) 522-3813

Contents

Introduction

Section One: Admitted Clients Served by Funding Source

- Table 1. Counts of Admitted Clients Served for **Statewide Total**
- Table 2. Counts of Admitted Clients Served for each **Agency**
- Table 3. Counts of Admitted Clients Served for each **Agency Type**
- Table 4. Counts of Admitted Clients Served for each **County of Residence**
- Table 5. Counts of Admitted Clients Served for each **Planning Area**
- Table 6. Counts of Admitted Clients Served for **Various Categories**

Section Two: Units of Service by Funding Source

- Table 7. Counts of Day and Hourly Services Provided for **Statewide Total**
- Table 8. Counts of Day and Hourly Services Provided for each **Agency**
- Table 9. Counts of Day and Hourly Services Provided for each **Agency Type**
- Table 10. Counts of Day and Hourly Services Provided for each **County of Residence**
- Table 11. Counts of Day and Hourly Services Provided for each **Planning Area**
- Table 12. Counts of Day and Hourly Services Provided for **Various Categories**

Appendix

Definitions of Terms and Categorization Variables

Descriptions of Sections and Tables

Map of Planning Areas

DATA BOOK FOR FISCAL YEAR 2002

Introduction

Prior to Fiscal Year 1999, any client seen at an Oklahoma Department of Mental Health and Substance Abuse Services (ODMHSAS) contracted facility was reported, regardless of who paid for the service. Starting with Fiscal Year 1999, only clients funded in full or in part by ODMHSAS were reported. Therefore, previous years' reported client counts will be larger than in following years.

During the Fiscal Year 2002, the State of Oklahoma expenditures on community mental health services, inpatient facilities, substance abuse services, domestic violence/sexual assault services, and departmental management amounted to approximately \$192 million dollars. An unduplicated total of approximately 88,941 recipients were served system-wide in FY 2002. The unduplicated total of 88,941 recipients consists of 60,556 recipients that were admitted and served and 28,385 recipients that were contacts. The Data Book report is generated to provide basic information about these recipients and services they received for policy makers, interest groups, and others working to improve the quality of life for those in need.

The Data Book report is produced by the Evaluation and Data Analysis Section of the Decision Support Services Division at the Oklahoma Department of Mental Health and Substance Abuse Services (ODMHSAS). The report summarizes demographic information and services for clients served in agencies operated by or funded through ODMHSAS. To create the Data Book report, data are extracted from the ODMHSAS Integrated Client Information System (ICIS). ICIS contains demographic and service information about service recipients and agencies.

To meet the specific needs of a variety of entities, the Data Book report consists of two separate sections: Admitted Clients Served by Funding Source; Units of Service by Funding Source. The sections are then divided into tables and each table presents a different view of the data. Definitions of terms and a Map of Planning Areas are also provided.

Oklahoma Department of Mental Health and Substance Abuse Services
Counts of Day and Hourly Services Provided by Funding Source for Each Agency Type During FY 2002
STATE HOSPITALS

	Number of Clients/Contacts	Units of Service by Funding Source					
		Mental Health	Substance Abuse	Domestic Violence	Residential Care	Medicaid	Other
Admitted Clients							
Day Services							
Inpatient Hospitalization	3,650	110,993	0	0	0	5,983	23,298
Residential Treatment	358	1,110	0	0	0	5,825	789
Total	3,707	112,103	0	0	0	11,808	24,087
Hourly Services							
Assessment	672	336	0	0	0	24	79
Crisis Intervention	10	1	0	0	0	4	0
Total	682	337	0	0	0	28	79
Contacts							
Hourly Services							
Crisis Intervention	8	1	0	0	0	3	0
Total	8	1	0	0	0	3	0

Oklahoma Department of Mental Health and Substance Abuse Services
Counts of Day and Hourly Services Provided by Funding Source for Each Agency Type During FY 2002
COMMUNITY MENTAL HEALTH CENTERS

	Number of Clients/Contacts	Units of Service by Funding Source					
		Mental Health	Substance Abuse	Domestic Violence	Residential Care	Medicaid	Other
Admitted Clients							
Day Services							
Crisis Stabilization	3,681	16,453	72	0	0	3,230	578
Detoxification	123	0	544	0	0	0	0
Housing	640	74,622	0	0	14,253	0	0
Inpatient Hospitalization	3,184	26,323	0	0	0	1,055	7,813
Residential Treatment	872	20,504	11,563	0	0	0	2,775
Total	7,623	137,902	12,179	0	14,253	4,285	11,166
Hourly Services							
Assessment	25,773	28,381	1,606	0	0	6,833	5,133
Case Management	12,689	36,025	276	0	0	11,552	4,221
Counseling	18,290	95,451	26,364	0	0	55,004	13,888
Crisis Intervention	7,471	16,128	309	0	0	1,402	692
Other Outpatient	676	1,304	0	0	0	63	189
Rehabilitation	9,729	367,447	0	0	0	706,860	12,664
Vocational	213	3,195	0	0	0	261	32
Total	33,450	547,930	28,554	0	0	781,974	36,818
Contacts							
Day Services							
Crisis Stabilization	1	1	0	0	0	0	0
Inpatient Hospitalization	1	2	0	0	0	0	0
Total	1	3	0	0	0	0	0
Hourly Services							
Assessment	8,183	6,701	536	0	0	79	206
Case Management	117	48	0	0	0	7	8
Counseling	461	420	11	0	0	60	8
Crisis Intervention	5,260	7,652	223	0	0	252	244
Other Outpatient	57	8,641	30	0	0	2	4
Outreach	51	10,597	250	0	0	1,501	5
Rehabilitation	67	227	0	0	0	172	10
Total	13,260	34,284	1,049	0	0	2,073	485

Oklahoma Department of Mental Health and Substance Abuse Services
Counts of Day and Hourly Services Provided by Funding Source for Each Agency Type During FY 2002
SUBSTANCE ABUSE AGENCIES

	Number of Clients/Contacts	Units of Service by Funding Source					
		Mental Health	Substance Abuse	Domestic Violence	Residential Care	Medicaid	Other
Admitted Clients							
Day Services							
Detoxification	3,219	0	18,878	0	0	0	0
Housing	994	0	54,132	2,275	0	0	226
Residential Treatment	3,388	0	121,142	0	0	0	648
Total	6,462	0	194,152	2,275	0	0	874
Hourly Services							
Assessment	7,809	43	19,265	105	0	0	0
Case Management	1,222	0	2,477	39	0	0	0
Counseling	8,974	567	292,855	1,332	0	0	60
Crisis Intervention	862	4	855	9	0	0	0
Other Day Services	49	0	20,410	0	0	0	0
Rehabilitation	2,612	0	34,580	521	0	0	0
Total	11,602	613	370,443	2,005	0	0	60
Contacts							
Hourly Services							
Assessment	13,816	6	20,103	0	0	0	0
Case Management	729	0	816	0	0	0	0
Counseling	1,633	14	1,929	0	0	0	0
Crisis Intervention	2,142	21	4,271	65	0	0	0
Other Outpatient	16	0	1,839	34	0	0	0
Outreach	114	0	10,265	4	0	0	0
Rehabilitation	1,037	0	9,462	0	0	0	0
Total	17,860	41	48,685	103	0	0	0

Oklahoma Department of Mental Health and Substance Abuse Services
Counts of Day and Hourly Services Provided by Funding Source for Each Agency Type During FY 2002
DOMESTIC VIOLENCE/SEXUAL ASSAULT AGENCIES

	Number of Clients/Contacts	Units of Service by Funding Source					
		Mental Health	Substance Abuse	Domestic Violence	Residential Care	Medicaid	Other
Admitted Clients							
Day Services							
Housing	4,368	0	3,665	84,278	0	0	235
Total	4,368	0	3,665	84,278	0	0	235
Hourly Services							
Assessment	4,804	0	99	6,022	0	0	299
Case Management	3,358	0	4	14,164	0	0	183
Counseling	7,149	0	13,085	60,524	0	0	6,417
Crisis Intervention	2,199	0	1	2,365	0	0	70
Rehabilitation	2,424	0	0	20,383	0	0	774
Total	9,835	0	13,187	103,459	0	0	7,743
Contacts							
Hourly Services							
Assessment	690	0	0	685	0	0	15
Case Management	506	0	0	393	0	0	11
Counseling	175	0	0	170	0	0	15
Crisis Intervention	3,180	0	1	9,202	0	0	109
Other Outpatient	104	0	0	32,250	0	0	21
Outreach	56	0	0	588	0	0	109
Rehabilitation	11	0	0	5	0	0	4
Total	4,311	0	1	43,292	0	0	283

Oklahoma Department of Mental Health and Substance Abuse Services
Counts of Day and Hourly Services Provided by Funding Source for Each Agency Type During FY 2002
RESIDENTIAL CARE FACILITIES

	Number of Clients/Contacts	Units of Service by Funding Source					
		Mental Health	Substance Abuse	Domestic Violence	Residential Care	Medicaid	Other
Admitted Clients							
Day Services							
Housing	1,465	5,933	0	0	358,420	0	0
Total	1,465	5,933	0	0	358,420	0	0
Contacts							
Day Services							
Housing	1	0	0	0	350	0	0
Total	1	0	0	0	350	0	0

Oklahoma Department of Mental Health and Substance Abuse Services
Counts of Day and Hourly Services Provided by Funding Source for Each Agency Type During FY 2002
OTHER AGENCIES

	Number of Clients/Contacts	Units of Service by Funding Source					
		Mental Health	Substance Abuse	Domestic Violence	Residential Care	Medicaid	Other
Admitted Clients							
Day Services							
Housing	117	18,037	0	0	0	0	0
Total	117	18,037	0	0	0	0	0
Hourly Services							
Assessment	143	0	699	0	0	0	0
Case Management	227	988	0	0	0	0	0
Counseling	372	2,135	3,956	0	0	0	0
Rehabilitation	253	63,404	0	0	0	0	0
Total	875	66,527	4,655	0	0	0	0
Contacts							
Hourly Services							
Assessment	355	0	677	0	0	0	0
Case Management	1	3	0	0	0	0	0
Counseling	265	873	33	0	0	0	0
Crisis Intervention	1	15	0	0	0	0	0
Other Outpatient	10	0	71	0	0	0	0
Outreach	22	2,968	0	0	0	0	0
Total	646	3,859	781	0	0	0	0

Definitions of Terms and Categorization Variables

The following are definitions of terms and categorization variables used in this Data Book report.

Admitted Clients Served

Admitted Clients Served had an admission transaction in the ICIS before or during the report year and had received a service during the year. For this section, they are counted only once in the total for each level of aggregation. This is called an unduplicated count.

Age

Client age is computed using the client's age at the middle of the fiscal year.

Contacts

Individuals are counted as contacts when they call or visit an agency, but are not admitted.

Funding Source

Funding Source helps identify the payment source of services. Frequently, clients receive services under multiple funding sources. The funding source categories for this report were Mental Health, Substance Abuse, Domestic Violence, Residential Care, Medicaid, and Other.

ICIS

The Oklahoma Department of Mental Health and Substance Abuse Services maintains an agency-wide database, the Integrated Client Information System (ICIS), to which all Department-funded services and transactions are reported. The ICIS contains demographic and service information about clients and agencies.

List of Agencies by Type

The following is a list of agencies by type that provided data during the Fiscal Year 2002:

AGENCY TYPE**AGENCY NAME**

Community Mental Health

ASSOCIATED CENTERS FOR THERAPY, INC.
BILL WILLIS MENTAL HEALTH
CARL ALBERT C.M.H.C.
CENTRAL OKLAHOMA CMHC
CHISHOLM TRAIL COUNSELING SVS
COMMUNITY COUNSELING CENTER
CREEKS MENTAL HEALTH SERVICES
EDWIN FAIR CMHC
FAMILY & CHILDREN'S SERVICES
GRAND LAKE M.H.C.
GREEN COUNTRY BEHAVIORAL HEALTH SERVICES, INC.
HOPE COMMUNITY SERVICES, INC.
JIM TALIAFERRO CMHC
M.H. SERVICES OF SOUTHERN OKLAHOMA
NORTH CARE CENTER
OKLAHOMA COUNTY CRISIS INTERVENTION CENTER
PARKSIDE, INC.
RED ROCK BEHAVIORAL HEALTH SVC
RED ROCK WEST
TULSA CRISIS INTERVENTION CENTER
WAGONER COMMUNITY HOSPITAL-BILL WILLIS
WAGONER HOSPITAL - CRISIS UNIT
WESTERN STATE PSYCHIATRIC CTR
WHEATLAND MH CTR, INC.

Domestic Violence and Sexual Assault

ACMI HOUSE INC
ACTION ASSOCIATES, INC.
CALL RAPE INC.
COMMUNITY CRISIS CENTER, INC.
CRISIS CONTROL CENTER
D.V. PROGRAM OF N. CENTRAL OKLAHOMA
DOMESTIC VIOL INTERVEN
FAMILY CRISIS & COUNSELING CTR
FAMILY CRISIS CTR, INC.
FAMILY RESOURCE CENTER
FAMILY SHELTER
HELP-IN-CRISIS, INC.
KIBOIS WOMEN'S SHELTER
N.W. DOMESTIC CRISIS SERVICES
NEW DIRECTIONS, INC.
OKMULGEE CO FAMILY RESC CENTER
PROJECT SAFE, INC.
ROGERS CO COMMUNITY SERVICES
S.O.S. FOR FAMILIES
STEPHENS CO. VOL. FOR CRISIS,I

AGENCY TYPE**AGENCY NAME**

STILLWATER DOM/VIOLENT SERVICES
TULSA SEXUAL ASSAULT NURSE EN
WOMEN IN SAFE HOMES, INC.
WOMEN'S CRISIS SERVICES
WOMEN'S SVC/FAM RESOURCE CTR
WOMEN'S RESOURCE CENTER
YWCA CRISIS CENTER
YWCA OF OKC CRISIS SERVICES

Hospitals

EASTERN STATE HOSPITAL
GRIFFIN MEMORIAL HOSPITAL
OKLAHOMA BEHAVIORAL HEALTH SERVICES
OKLAHOMA YOUTH CENTER

Other Agencies

CENTER FOR CHILDREN & FAMILIES
CROSSROADS INCORPORATED
DIVORCE VISITATION ARBITRATION
PEOPLE INCORPORATED
SAFE HAVEN
THUNDERBIRD CLUBHOUSE
TRANSITION HOUSE INC.
TULSA METROPOLITAN MINISTRY

Residential Care

ADA RESIDENTIAL CARE
BOLEY RESIDENTIAL CARE HOME
BOLEY RESIDENTIAL CARE HOME II
CLETA'S COTTAGE
COPP'S RESIDENTIAL CARE, INC.
COUNTRY LANE RESIDENTIAL CARE HOME
DON MENTZER FACILITY
DOW RESIDENTIAL CARE HOME
DUNCAN COMMUNITY RESIDENCE INC
EDNA LEE'S RESIDENTIAL CARE
EL RENO RESIDENTIAL CARE HOME
FAIR OAKS
GREEN ACRES
HAV-TAPINC DBA, THE HARBOR
HIGH CEDAR RESIDENTIAL CARE
LAKE FRANCIS RES. CARE, LLC
LAKE FRANCIS RETIREMENT CENTER
LARI'S RESIDENTIAL CARE, LLC
MEADOW BROOK RESCARE
MILLER COZY HOME, INC.
NEW BEGINNING
NORTH FORK RESIDENTIAL CARE

AGENCY TYPE**AGENCY NAME**

ORCHARD GROVE
PADEN RESIDENTIAL CARE
PRAGUE ASSISTED LIVING CENTER
RAMBLING ROSE RESIDENTIAL CARE
SANTE FE RESIDENTIAL CARE
SHERRY'S OLD FASHION ROOM AND BOARD
SOUTHWEST RETIREMENT HOME, INC
SUGAR MOUNTAIN RETREAT
SUNNY ACRES BOARDING MANOR INC
SUNNY ACRES RESIDENTIAL CARE

Substance Abuse

A BETTER CHANCE
ADA AREA CHEMICAL DEP. CTR
ALPHA II, INC.
ALTERNATIVEWORKS
BRIDGEWAY
CAA TURNING POINT
CARE FOR CHANGE INC.
CITIZEN POTOWATOMI NATION
COMMUNITY ALCOHOLISM SERVICES
COMMUNITY CHILDREN'S SHELTER
COMMUNITY DEVELOPMENT SUPPORT ASSOCIATION
COPE, INC.
COUNSELING CENTER OF S.E. OKLAHOMA
DRUG RECOVERY, INC.
EAGLE RIDGE INSTITUTE
EDMOND FAMILY SERVICES, INC.
GATEWAY TO PREVENTION/RECOVERY
GREAT PLAINS YOUTH & FAMILY SERVICES, INC.
HOMINY HEALTH SRVCS CTR INC.
HOUSE OF HOPE INC
HUMAN SKILLS & RESOURCES
INDIAN HEALTH CARE RESRCE CTR
KIAMICHI COUNCIL ON ALCOHOLISM
LATINO COMMUNITY DEV. AGENCY
LEFLORE CO. YOUTH/FAMILY SERVICES, INC.
LIFE IMPROVEMENT CENTER
LOGAN COUNTY YOUTH & FAMILY SERVICES, INC.
MARIE DETTY YOUTH SVC CTR
METRO TULSA SUBSTANCE ABUSE SERVICE
MONARCH, INC.
MOORE ALC/DRUG CTR
MUSKOGEE COUNTY COUNCIL OF YOUTH SERVICES
N.E. OK COUNCIL ON ALCOHOLISM
NATIVE AMERICAN CENTER OF RECOVERY
NEW DIRECTIONS

AGENCY TYPE**AGENCY NAME**

NEW HOPE OF MANGUM
NORMAN AL/DRUG TREATMENT CTR
NORMAN ALCOHOL INFORMATION CTR
NW SUBSTANCE TREATMENT CNTR
OPPORTUNITIES, INC., CDTC
PAYNE CO COUNSELING SVC, INC.
PAYNE COUNTY DRUG COURT, INC.
RIVERSIDE COUNSELING
ROADBACK, INC.
ROGERS COUNTY DRUG ABUSE
S.W. YOUTH & FAMILY SERVICES
SECOND CHANCE CDU
STARTING POINT II, INC.
STREET SCHOOL INC
THE BROWN SCHOOLS OF OKLAHOMA, INC
THE LASTSTOP
THE NEXT STEP NETWORK, INC.
THE OAKS REHAB. SERVICES CTR
THE REFERRAL CENTER
TOTAL LIFE COUNSELING
TRI-CITY YOUTH & FAMILY CENTER
TRI-CITY SUBSTANCE ABUSE CTR
TURNING POINT
TWELVE & TWELVE, INC
VINITA AL/DG TREATMENT CTR

ODMHSAS

Refers to the Oklahoma Department of Mental Health and Substance Abuse Services.

Other Indicators

There are several groups of clients that are of special interest because they have special treatment needs, state or federal requirements regarding their placement or the services they receive, or because they are part of a priority population. The definitions of these groups and criteria for their selection are provided below:

- **Custody of DHS**

The client, 18 years of age or younger, is in the custody of the Department of Human Services.

- **Custody of DOC**

The client is in the custody of the Department of Corrections. Clients under house arrest, electronic monitoring, or in prison are all considered to be in the custody of DOC. Clients on probation or parole are not.

- **Custody of OJA**

The client, 18 years of age or younger, is in the custody of the Office of Juvenile Affairs.

- **Deaf and Hearing Impaired**

Clients who are deaf, hard of hearing, or indicated the need for an interpreter for the deaf were grouped to form the Deaf and Hearing Impaired category.

- **Homeless**

A homeless person under ICIS criteria is a person who: (a) lacks a fixed, regular and adequate night time residence AND (b) has a primary night time residence that is a supervised publicly or privately operated shelter designed to provide temporary living accommodations including welfare hotels, congregate shelters, halfway houses, and transitional housing for the mentally ill; or an institution that provides a temporary residence for individuals intended to be institutionalized; or a public or private place not designed for, or ordinarily used as, a regular sleeping accommodation for human beings, not limited to people living on the streets. Individuals are considered homeless if they have lost their permanent residence, and are temporarily living in a shelter to avoid being on the street. Prisoners being released or in the custody of a correctional facility are not considered homeless at the time of admission for treatment. The definition also excludes persons in a hospital, residential care facility, commercial hotel/motel, supervised apartment, or living with parent/other relative (even if only temporarily). The definition does include domestic violence and sexual assault shelters, as the persons have fled a residence that is not adequate (i.e., not safe).

- **Legal Status**

Legal Status has three categories; Voluntary, Civil Involuntary, and Criminal Involuntary. The categories of legal status (with ICIS codes) are as follows:

Voluntary. These clients enter treatment voluntarily and are coded Voluntary Admission (01), Court Voluntary (02), Informal Admission (16), or Other (18).

Civil Involuntary. These clients are required by the court system to receive services, even though they may be reluctant. They are coded Court Commitment (03), Order of Detention (06), Juvenile Court Order (07), Transfer – Other Legal Entity (08), Court Ordered Juveniles in Need of Treatment, DHS given custody (10), Court Ordered Juveniles in Need of Treatment Parental Custody Retained (11), Emergency Detention (12), Continued Court Detention (13), 28-Day Court Commitment (14), or Protective Custody (17).

Criminal Involuntary. These clients are required to receive services because they have been accused of or have committed a crime. Codes include the following; Incompetent to Stand Trial (04), Not Guilty by Reason of Insanity (05), Court Order for Observation and Evaluation (09), Court Referred DUI Clients (15), Criminal Hold (20), or Court Commit with Hold (21).

- **Adults with Serious Mental Illness (SMI)**

SMI denotes clients who have been identified **at any time** as having a serious mental illness using the formal ODMHSAS definition. According to this definition, an Adult with a Serious Mental Illness must be an individual 18 years of age or older.

- **Children with a Serious Emotional Disturbance (SED)**

SED refers to children who meet departmental criteria for having a Serious Emotional Disturbance.

- **Any Alcohol/Drug Problem**

A substance abuse client is one who has one or more DSM-IV Axis I primary, secondary or tertiary diagnoses from categories 1.a. or 1.b. (in the Dual Diagnosis definition below) or one or more ICIS Substance Abuse Related Problems (710-731, 741-743). Clients identified only as co-dependents are not identified as substance abusers.

- **Dual Diagnosis Client**

A dual diagnosis client is one who meets the criteria for having a substance abuse diagnosis from categories 1.a. or 1.b. below and meets the criteria for a mental illness based on one or more DSM-IV Axis II primary, secondary, or tertiary diagnoses from categories 2.a. through 2.e. below.

1.a. Psychoactive Substance Induced Organic Disorders: 291.0-291.8, 292.0-292.83, 292.89-282.99

- b. Psychoactive Substance Use Disorders: 303.0-305.99.
- 2.a. Schizophrenia: 295.10, 295.20, 295.30, 295.40, 295.60, 295.70, 295.90
- b. Delusional (Paranoid) Disorder: 297.1
- c. Other Psychotic Disorders: 295.40, 295.70, 297.3, 298.8, 298.9, 297.1, 297.3
- d. Mood Disorders: 296.20-296.7
- e. Borderline Personality Disorder: 301.83

▪ **Indigent**

A person whose applicable income falls at or below 200% of the Federal Poverty Level is considered indigent. To determine whether the client was indigent, the household gross annual income must have been reported. The ODMHSAS eligibility criteria for indigence are based on the weighted average poverty thresholds provided annually by the U. S. Department of Commerce. The following table presents the threshold levels for FY02.

**Oklahoma Department of Mental Health and Substance Abuse Services
Eligibility Criteria
Indigence Threshold
(200% of Federal Poverty Guideline)**

Number of Persons in Household	Household Gross Annual Income
1	\$17,180
2	\$23,220
3	\$29,260
4	\$35,300
5	\$41,340
6	\$47,380
7	\$53,420
8	\$59,460
9 or more	Add \$ 6,040 to \$59,460 for each additional person

Presenting Problem/Diagnosis

Categories for this variable are based on the DSM-IV primary diagnosis or primary presenting problem. If the admitting agency has clinicians qualified to make a diagnosis, the diagnosis is used, otherwise, a presenting problem is used to define a client's category.

Categories	Codes
Developmental Disorders	
DSM-IV Codes:	302.5-302.69, 302.85, 307-307.39, 307.5-307.99, 309.21, 312-312.29, 312.9-313.21, 313.81-313.89, 314-314.99, 315-319.99, 299-299.99
Presenting Problems:	210, 240
Non Alcohol/Drug Related Organic	
DSM-IV Codes:	290-290.99, 293-293.83, 294-294.80, 310-310.10
Alcohol Abuse	
DSM-IV Codes:	291-291.99, 293.9, 303-303.99, 305-305.02
Presenting Problems:	741, 710, 711
Other Substance Abuse	
DSM-IV Codes:	305.1-305.99, 292-292.99, 304-304.99
Presenting Problems:	742, 743, 744, 720-731
Schizophrenia	
DSM-IV Codes:	295 (excluding 295.4, 295.7)
Other Psychotic	
DSM-IV Codes:	297-298.9, 295.40, 294.9, 295.70
Presenting Problems:	510-530, 650
Mood Disorders	
DSM-IV Codes:	296-296.99 301.13, 300.4-300.49, 293.89, 311-311.99
Presenting Problems:	500-503

Categories	Codes
Other Non-Psychotic	
DSM-IV Codes:	300-300.39, 300.6-300.99, 302-302.49, 302.7-302.84, 302.89-302.99, 307-4-307.49, 307.8, 312.8, 308.3-309.19, 309.23-309.99, 312.3, 316-316.99, 780.50
Personality Disorders	
DSM-IV Codes:	301-301.9
Social Conditions	
DSM-IV Codes:	V40.00-V40.60, V61-V71.02, 955.5-995.81
Presenting Problems:	740, 450, 620-632, 311-420
Deferred/No Diagnosis	
DSM-IV Codes:	799.9-799.90, V71.09
Presenting Problems:	110, 130

Race

Clients who selected more than one category from the choices below, indicating their race, are grouped in the Two or More Races category. The Unknown category was utilized to group Clients who made no selection from the choices below indicating their race.

The following groupings are used for reporting race:

- White
- Black
- Native American
- Hispanic
- Asian
- Two or More Races
- Unknown

Units of Service: Day and Hourly

The time provider agency staff spend delivering services to or for service recipients is reported in days, parts of days or minutes (summed to hours). Following is a list of codes and descriptions for services funded by DMHSAS in FY02.

Services	Category	Code	Description
Day	Crisis Stabilization	002E	Crisis Stabilization
	Detoxification	002B	Detoxification
		001B	Medical Detoxification
		002C	Non-medical Detoxification (social)
		002K	Non-medical Detoxification
	Housing	003M	Dependent Children Of Substance Abuse in Halfway House
		003N	Dependent Children Of Substance Abuse In Residential Treatment
		003G	Domestic Violence Residential Shelter For Primary Victims
		003H	Domestic Violence Residential Shelter For Dependents
		003P	Enhanced Residential Care
		004E	Family Self Sufficiency Program
		003B	Halfway House
		003A	Halfway House Services for Pregnant and Postpartum Women
		003S	Halfway House Services for Women with Dependent Children
		003T	Halfway House Service for Dually Diagnosed
		003Y	Halfway House Services for Adolescents
		003C	Independent Living Training Program
		003V	Permanent Congregate Housing with Onsite Support
		003Z	Permanent Congregate House
		003K	Residential Care
		003Q	Safe Haven
		003I	Short-term Emergency Shelter
		003F	Sponsored Family Program
		003J	Sponsored Housing Program
		003E	Supervised Housing
	003R	Transitional Living	
	Inpatient	001D	Acute Inpatient
		001C	Acute Medical Care
		001A	Intermediate Inpatient
	Residential Treatment	002Q	Enhanced Residential Treatment - Mental Health
		002N	Intensive Residential Substance Abuse Treatment
		002R	Intensive Residential Treatment
		002P	Intensive Residential Treatment - Mental Health
		002A	Residential Treatment (Substance Abuse & Mental Health)

Services	Category	Code	Description
		002G	Residential Treatment for Adolescents
		002H	Residential Treatment for Women with Dependent Children
		002J	Residential Treatment Dually Diagnosed
		002S	Residential Treatment
		002M	Services to Dependent Children of Substance Abuse Clients in Residential Treatment
Hourly			
	Evaluation/Assessment		
		106	Clinical Testing
		100	Competency Evaluation
		102	Court Related Evaluation
		309	Drug Screening
		104	DUI Assessment
		110	Evaluation and Assessment
		101	Evaluation/assessment
		107	Group Assessment
		138	Institution Based SA Screening
		105	Referral
		300	Treatment Plan Review
		400	Treatment Planning
	Counseling		
		590	Divorce Visitation Arbitration Services
		132	Family/marital
		137	Family/Marital Counseling (Mental Health Professional)
		131	Group Counseling
		136	Group Counseling (Mental Health Professional)
		135	Individual Counseling (Mental Health Professional)
		130	Individual Counseling
		241	Peer Counseling
		249	Staff Time Providing Support Group Service (Project Heartland)
	Crisis Intervention		
		133	Crisis Intervention Counseling
		134	Crisis Intervention Telephone
		120	Emergency/Crisis (face/face)
		121	Emergency/Crisis (telephone)
		123	Mobile Crisis Service
	Case Management		
		212	Case Management
		225	Case Management
		226	Case Management
		852	Case Management & Home-based Travel
		204	Client Advocacy
		207	Home-based Services
		213	Intensive Case Management

Services	Category	Code	Description
	Physician/Lab Services	301	Laboratory
		305	Medical Review
		308	Medication Delivery
		304	Pharmacological Management
	Other Day Services	004C	Day School/6 Hours
		434	Intensive Outpatient Services- Group
		433	Intensive Outpatient Services- Individual
	Other Outpatient Services	214	Assertive Community Treatment
		500	Consultation
		109	Court Related Services
		210	Disaster Support Service
		501	Education
		190	Gate-keeping
		191	Gate-keeping Extension
		565	Institution-based Substance Abuse Treatment
		571	PACT Client Support
		252	PACT Timeline Development
		506	Sexual Assault Nurse Examiner (SANE) Training
		504	System Support
		503	Training
		505	Treatment Team Meeting
	Outreach	551	Community Outreach
		553	Community Outreach to Children
		552	Intensive Outreach to Children
		550	Outreach
		561	Prevention Type Activities
		560	Substance Abuse Early Intervention
	Rehabilitation	203	Client Education
		242	Consumer Drop-in Center
		430	Day Treatment Hourly
		217	Group Rehabilitative Treatment
		216	Individual Rehab Treatment
		431	Psycho-social Hourly
		205	Resource Skills Development
		251	Resource Skills Development by Peers
		224	Substance Abuse Dx\Prob-Related Education (Family)
		219	Substance Abuse Dx\Prob-Related Education (Group)
		218	Substance Abuse Dx\Prob-Related Education (Individual)
		211	Substance Abuse Dx\Prob-Related Education
		202	Socialization

Services	Category	Code	Description
	Vocational	243	Employment Training
		570	Job Retention Support
		245	Pre-vocational
		244	Vocational Training

Various Categories:

In response to many special report requests in past years, the special reports table was generated to address the majority of those requests.

Description of Sections and Tables

The Data Book consists of two sections. The first section displays Counts of Admitted Clients Served by Funding Source for Sex, Age, Race, Presenting Problem/Diagnosis, County of Residence, and Other Indicators. The second section presents Counts of Day and Hourly Units of Service by Funding Source for Admitted Clients and Contacts. Each section contains six tables presenting data for 1) Statewide Total, 2) Agency, 3) Agency Type, 4) Count of Residence, 5) Planning Area, and 6) Various Categories.

Section One: Admitted Clients Served by Funding Source

Admitted Clients Served are clients who have an admission transaction in the ICIS before or during the report year and had received a service during the report year. For this section, they are counted only once in the total for each level of aggregation or category in which they appear. This is called an unduplicated count. For example, a client may receive services at one hospital and then receive services at another hospital in the same year. This client would be counted twice (once at each hospital) in the agency report, but only once in the agency type and statewide tables. Because information such as age and sex should remain constant (except for data entry errors), counts for categories of these variables will sum to the total clients served on each table. Variables that might change from admission at one facility to admission at another or over time, (e.g., legal status, diagnosis, and target population) can be counted in more than one category and should not be summed.

This section shows only clients who were admitted for services and excludes contacts. It enumerates admitted clients, but further limits the counts to specific subgroups of the client population. Each individual counted has received a service at some time during the year regardless of the year he/she was admitted. Clients are grouped by frequently referenced demographics: Sex, Age, Race, Presenting Problem/Diagnosis, County of Residence, and Other Indicators. A client may be in more than one of these groups, or a client's group may change during the year. As a result, the sum of target populations exceeds the total number served. However, for any given population, the age, race, and sex, which do not change (age is calculated as of a single point in time), are unduplicated counts and should equal the total.

Section Two: Units of Service by Funding Source

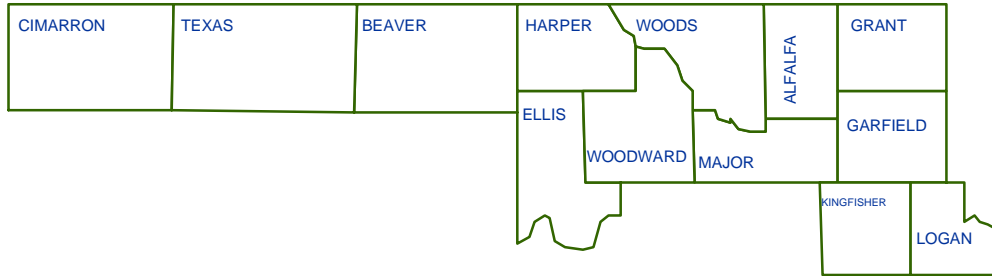
This section helps to quantify the Department's impact on the community by reporting the total number of individuals identified as receiving a service during the fiscal year. It also presents Summaries for all types of services funded through the ODMHSAS.

Individuals are counted as contacts when they call or visit an agency, but are not admitted. In general, a person can be reported as a contact twice at the same agency within a twelve-month period, but services are not given a third time without an admission. A client can also seek services at another agency and be counted as a contact there. In the Data Book report, an agency's contact counts exclude individuals who are subsequently admitted there. Additionally, two types of contacts are excluded from counts: Emergency Contacts and Group Contacts. In these cases, individuals are not identified and their addition would likely produce duplicated counts. However, the services to those individuals are reported.

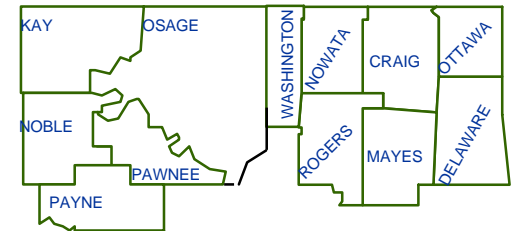
OKLAHOMA DEPARTMENT OF MENTAL HEALTH
AND SUBSTANCE ABUSE SERVICES

Planning Areas

Northwest



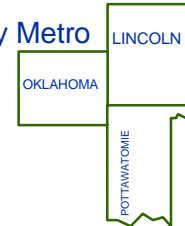
Northeast



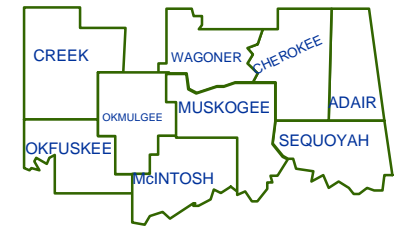
Tulsa Metro



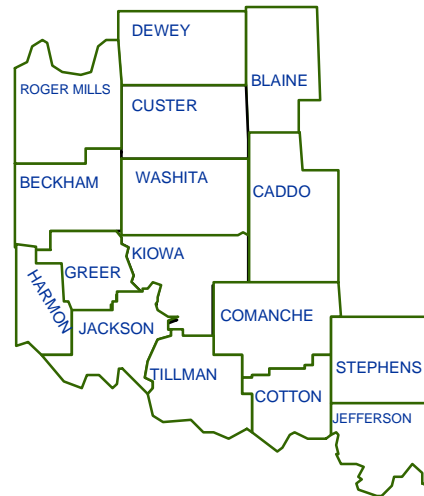
Oklahoma City Metro



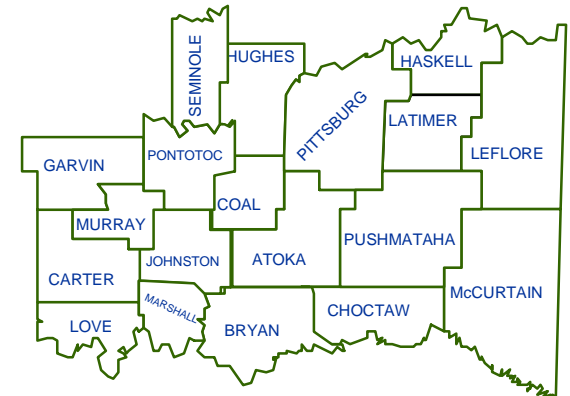
East Central



Central



Southwest



Southeast