

# Discharge Type 92-Trend Line (No Service in 180 Days)

No Service in 180 Days Discharges for the last Twelve Quarters at 12 & 12, INC.

Report Date : 2/5/2008

Data Last Updated on: 02/03/2008

## Report Description:

### Data Quality Measures (DQMs)

Measure: No Service in 180 Days Discharges (Discharge Type 92)

The information provided in this report reflects the number of discharges/level of care changes, rather than the number of individuals. For example, if a person is discharged five times during the selected time period, the number of discharges would be five. To be included in this report, at least one service must be reported after admission. Also, when an episode includes more than one service reported under multiple contract sources, the episode will be counted under each contract source, but will only be counted once under the 'All Contract Sources' or 'All Substance Abuse Contract Sources (PPMR)' report.

#### DEFINITIONS:

**Not 92:** Discharge type was submitted by provider and not auto-discharged by ODMHSAS.

**Type 92:** Provider did not submit discharge to ICIS in a timely manner. Discharge was added to ICIS by ODMHSAS.

**Discharge:** Individual leaves treatment at that agency.

**Systemwide:** Represents all ODMHSAS-contracted and operated facilities which have that level of care and contract source.

**All Substance Abuse Contract Sources (PPMR):** Includes the following contract source codes: 02, 03, 17, 20, 21, 22, 23, 27, 29, 41, 44, 49, 54, 61 and 70. These contract sources are included in the Substance Abuse Provider Performance Management Report.

**All Contract Sources:** All contract sources which this agency reports.

#### Notes:

Data for this report are only updated by ODMHSAS staff at intervals. If the "Data Last Updated on:" is more than two weeks past, please contact Mark A. Reynolds at mreynolds@odmhsas.org or (405) 522-3824.

**Transaction Type 40 (Level of Care Change) is excluded from this measure.**

# Discharge Type 92 -Trend Line (No Service in 180 Days)

No Service in 180 Days Discharges for the last Twelve Quarters

**Agency: (640) 12 & 12, INC.**

**Level of Care: Detox**

**Contract Source: All Substance Abuse Contract Sources (PPMR)**

**Age Group: Adults (18+)**

## No Service in 180 Days Discharges at 12 & 12, INC.



Agency	FY05-3rdQtr	FY05-4thQtr	FY06-1stQtr	FY06-2ndQtr	FY06-3rdQtr	FY06-4thQtr	FY07-1stQtr	FY07-2ndQtr	FY07-3rdQtr	FY07-4thQtr	FY08-1stQtr	FY08-2ndQtr
<b>Not Type 92 Discharges</b>	89	97	121	106	124	84	118	116	82	45	48	74
<b>Percent</b>	100.0%	100.0%	100.0%	100.0%	100.0%	100.0%	100.0%	100.0%	100.0%	100.0%	100.0%	100.0%

Systemwide	FY05-3rdQtr	FY05-4thQtr	FY06-1stQtr	FY06-2ndQtr	FY06-3rdQtr	FY06-4thQtr	FY07-1stQtr	FY07-2ndQtr	FY07-3rdQtr	FY07-4thQtr	FY08-1stQtr	FY08-2ndQtr
<b>Not Type 92 Discharges</b>	1,181	1,224	861	715	779	709	784	728	697	670	626	731
<b>Percent</b>	99.2%	99.8%	99.8%	99.7%	100.0%	99.9%	100.0%	100.0%	100.0%	100.0%	99.8%	100.0%

# Discharge Type 92 -Trend Line (No Service in 180 Days)

No Service in 180 Days Discharges for the last Twelve Quarters

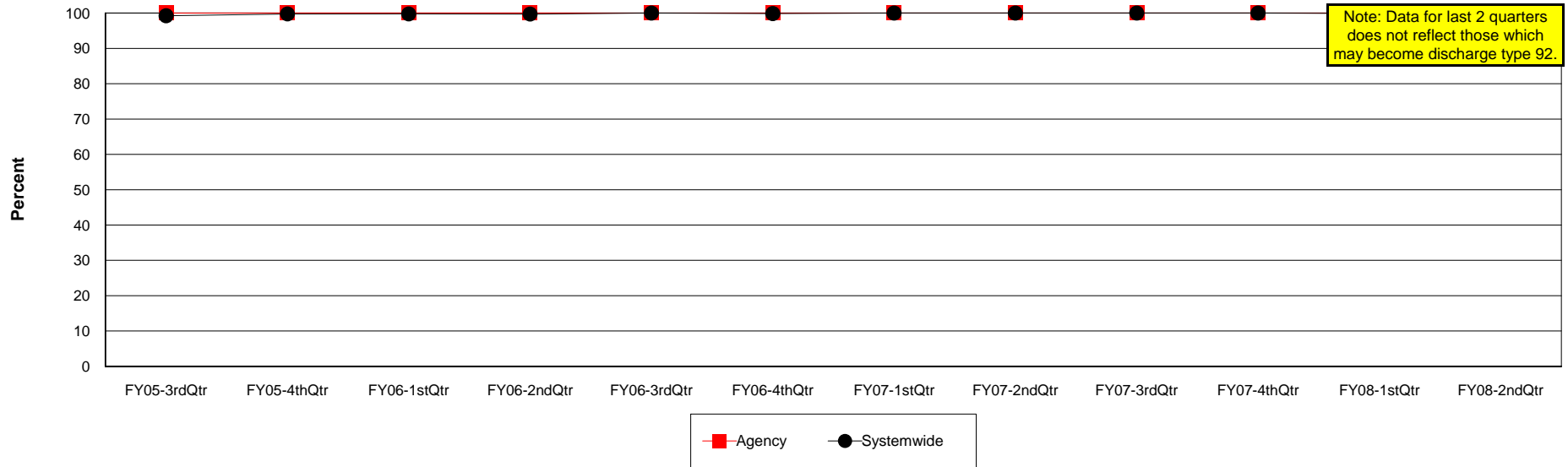
**Agency: (640) 12 & 12, INC.**

**Level of Care: Detox**

**Contract Source: All Contract Sources**

**Age Group: Adults (18+)**

## No Service in 180 Days Discharges at 12 & 12, INC.



Agency	FY05-3rdQtr	FY05-4thQtr	FY06-1stQtr	FY06-2ndQtr	FY06-3rdQtr	FY06-4thQtr	FY07-1stQtr	FY07-2ndQtr	FY07-3rdQtr	FY07-4thQtr	FY08-1stQtr	FY08-2ndQtr
<b>Not Type 92</b>	89	97	121	106	124	84	118	116	82	45	48	74
<b>Discharges</b>	89	97	121	106	124	84	118	116	82	45	48	74
<b>Percent</b>	<b>100.0%</b>	<b>100.0%</b>	<b>100.0%</b>	<b>100.0%</b>	<b>100.0%</b>	<b>100.0%</b>	<b>100.0%</b>	<b>100.0%</b>	<b>100.0%</b>	<b>100.0%</b>	<b>100.0%</b>	<b>100.0%</b>

Systemwide	FY05-3rdQtr	FY05-4thQtr	FY06-1stQtr	FY06-2ndQtr	FY06-3rdQtr	FY06-4thQtr	FY07-1stQtr	FY07-2ndQtr	FY07-3rdQtr	FY07-4thQtr	FY08-1stQtr	FY08-2ndQtr
<b>Not Type 92</b>	1,176	1,219	858	708	773	705	783	721	697	670	623	729
<b>Discharges</b>	1,185	1,222	860	710	773	706	783	721	697	670	624	729
<b>Percent</b>	<b>99.2%</b>	<b>99.8%</b>	<b>99.8%</b>	<b>99.7%</b>	<b>100.0%</b>	<b>99.9%</b>	<b>100.0%</b>	<b>100.0%</b>	<b>100.0%</b>	<b>100.0%</b>	<b>99.8%</b>	<b>100.0%</b>

# Discharge Type 92 -Trend Line (No Service in 180 Days)

No Service in 180 Days Discharges for the last Twelve Quarters

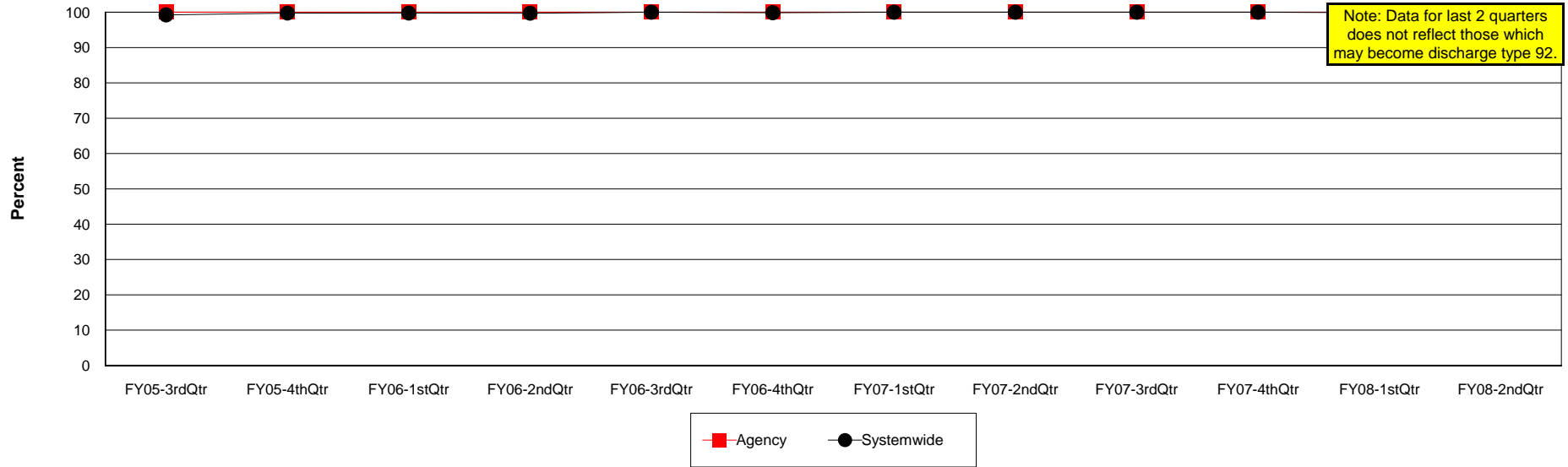
**Agency: (640) 12 & 12, INC.**

**Level of Care: Detox**

**Contract Source: (02) ALCOHOL/DRUG**

**Age Group: Adults (18+)**

## No Service in 180 Days Discharges at 12 & 12, INC.



Agency	FY05-3rdQtr	FY05-4thQtr	FY06-1stQtr	FY06-2ndQtr	FY06-3rdQtr	FY06-4thQtr	FY07-1stQtr	FY07-2ndQtr	FY07-3rdQtr	FY07-4thQtr	FY08-1stQtr	FY08-2ndQtr
<b>Not Type 92</b>	89	97	121	106	124	84	118	116	82	45	48	74
<b>Discharges</b>	89	97	121	106	124	84	118	116	82	45	48	74
<b>Percent</b>	<b>100.0%</b>	<b>100.0%</b>	<b>100.0%</b>	<b>100.0%</b>	<b>100.0%</b>	<b>100.0%</b>	<b>100.0%</b>	<b>100.0%</b>	<b>100.0%</b>	<b>100.0%</b>	<b>100.0%</b>	<b>100.0%</b>

Systemwide	FY05-3rdQtr	FY05-4thQtr	FY06-1stQtr	FY06-2ndQtr	FY06-3rdQtr	FY06-4thQtr	FY07-1stQtr	FY07-2ndQtr	FY07-3rdQtr	FY07-4thQtr	FY08-1stQtr	FY08-2ndQtr
<b>Not Type 92</b>	1,176	1,219	858	708	773	705	783	721	697	670	623	728
<b>Discharges</b>	1,185	1,222	860	710	773	706	783	721	697	670	624	728
<b>Percent</b>	<b>99.2%</b>	<b>99.8%</b>	<b>99.8%</b>	<b>99.7%</b>	<b>100.0%</b>	<b>99.9%</b>	<b>100.0%</b>	<b>100.0%</b>	<b>100.0%</b>	<b>100.0%</b>	<b>99.8%</b>	<b>100.0%</b>

# Discharge Type 92 -Trend Line (No Service in 180 Days)

No Service in 180 Days Discharges for the last Twelve Quarters

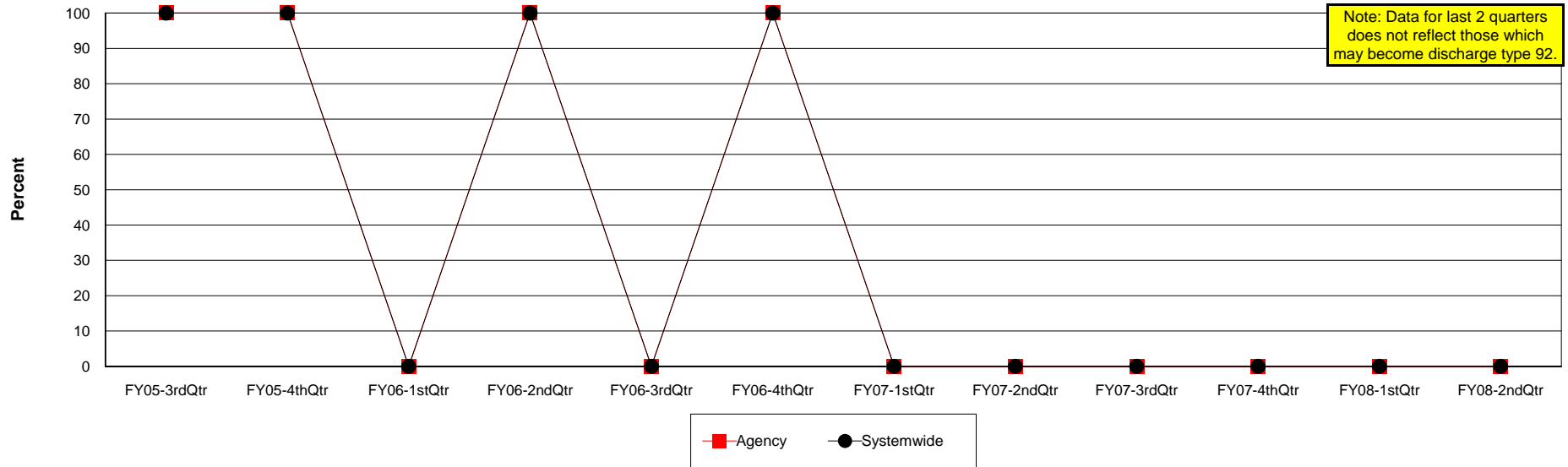
**Agency: (640) 12 & 12, INC.**

**Level of Care: Detox**

**Contract Source: (21) ALCOHOL/DRUG SPECIALIZED PROGRAMS**

**Age Group: Adults (18+)**

## No Service in 180 Days Discharges at 12 & 12, INC.



Agency	FY05-3rdQtr	FY05-4thQtr	FY06-1stQtr	FY06-2ndQtr	FY06-3rdQtr	FY06-4thQtr	FY07-1stQtr	FY07-2ndQtr	FY07-3rdQtr	FY07-4thQtr	FY08-1stQtr	FY08-2ndQtr
Not Type 92	1	1	0	1	0	2	0	0	0	0	0	0
Discharges	1	1	0	1	0	2	0	0	0	0	0	0
Percent	100.0%	100.0%	0.0%	100.0%	0.0%	100.0%	0.0%	0.0%	0.0%	0.0%	0.0%	0.0%

Systemwide	FY05-3rdQtr	FY05-4thQtr	FY06-1stQtr	FY06-2ndQtr	FY06-3rdQtr	FY06-4thQtr	FY07-1stQtr	FY07-2ndQtr	FY07-3rdQtr	FY07-4thQtr	FY08-1stQtr	FY08-2ndQtr
Not Type 92	1	1	0	1	0	2	0	0	0	0	0	0
Discharges	1	1	0	1	0	2	0	0	0	0	0	0
Percent	100.0%	100.0%	0.0%	100.0%	0.0%	100.0%	0.0%	0.0%	0.0%	0.0%	0.0%	0.0%

# Discharge Type 92 -Trend Line (No Service in 180 Days)

No Service in 180 Days Discharges for the last Twelve Quarters

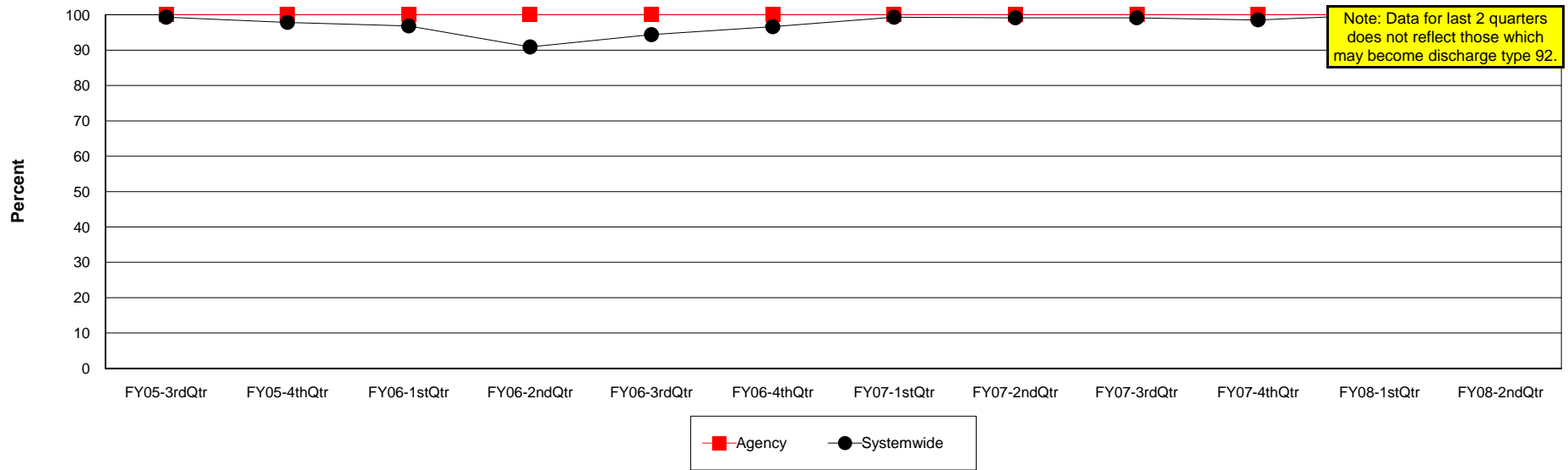
**Agency: (640) 12 & 12, INC.**

**Level of Care: Halfway**

**Contract Source: All Substance Abuse Contract Sources (PPMR)**

**Age Group: Adults (18+)**

## No Service in 180 Days Discharges at 12 & 12, INC.



Agency	FY05-3rdQtr	FY05-4thQtr	FY06-1stQtr	FY06-2ndQtr	FY06-3rdQtr	FY06-4thQtr	FY07-1stQtr	FY07-2ndQtr	FY07-3rdQtr	FY07-4thQtr	FY08-1stQtr	FY08-2ndQtr
Not Type 92	59	59	52	70	67	47	77	53	64	73	57	58
Discharges	59	59	52	70	67	47	77	53	64	73	57	58
Percent	100.0%	100.0%	100.0%	100.0%	100.0%	100.0%	100.0%	100.0%	100.0%	100.0%	100.0%	100.0%

Systemwide	FY05-3rdQtr	FY05-4thQtr	FY06-1stQtr	FY06-2ndQtr	FY06-3rdQtr	FY06-4thQtr	FY07-1stQtr	FY07-2ndQtr	FY07-3rdQtr	FY07-4thQtr	FY08-1stQtr	FY08-2ndQtr
Not Type 92	145	136	122	120	134	114	143	115	113	135	109	104
Discharges	146	139	126	132	142	118	144	116	114	137	109	104
Percent	99.3%	97.8%	96.8%	90.9%	94.4%	96.6%	99.3%	99.1%	99.1%	98.5%	100.0%	100.0%

# Discharge Type 92 -Trend Line (No Service in 180 Days)

No Service in 180 Days Discharges for the last Twelve Quarters

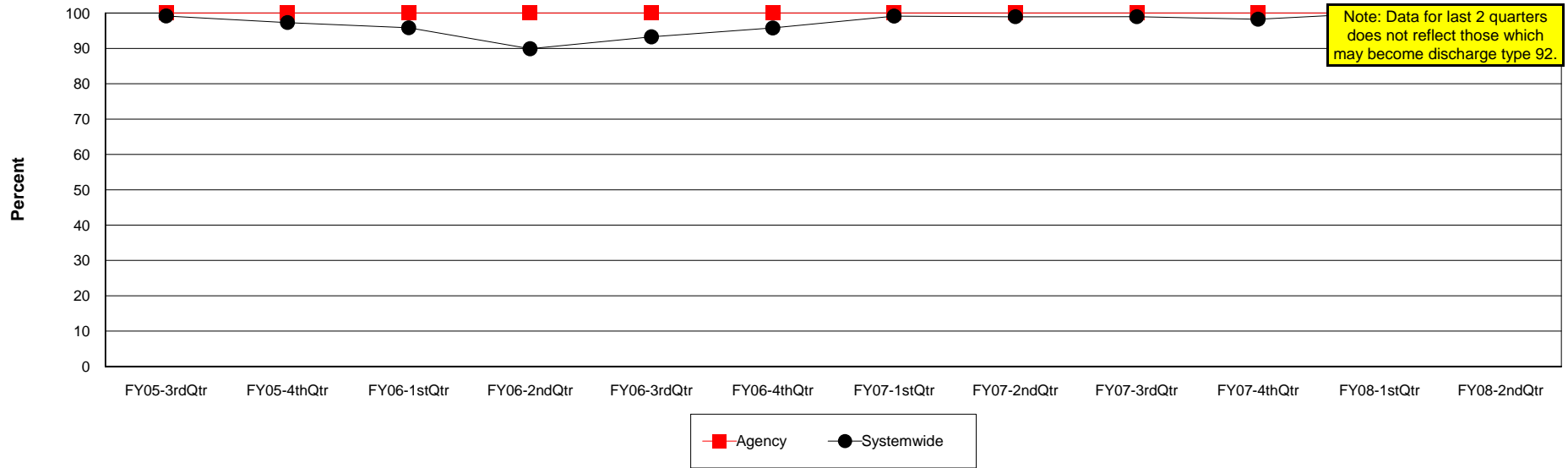
**Agency: (640) 12 & 12, INC.**

**Level of Care: Halfway**

**Contract Source: All Contract Sources**

**Age Group: Adults (18+)**

## No Service in 180 Days Discharges at 12 & 12, INC.



Agency	FY05-3rdQtr	FY05-4thQtr	FY06-1stQtr	FY06-2ndQtr	FY06-3rdQtr	FY06-4thQtr	FY07-1stQtr	FY07-2ndQtr	FY07-3rdQtr	FY07-4thQtr	FY08-1stQtr	FY08-2ndQtr
<b>Not Type 92</b>	59	59	52	70	67	47	77	53	64	73	57	58
<b>Discharges</b>	59	59	52	70	67	47	77	53	64	73	57	58
<b>Percent</b>	<b>100.0%</b>	<b>100.0%</b>	<b>100.0%</b>	<b>100.0%</b>	<b>100.0%</b>	<b>100.0%</b>	<b>100.0%</b>	<b>100.0%</b>	<b>100.0%</b>	<b>100.0%</b>	<b>100.0%</b>	<b>100.0%</b>

Systemwide	FY05-3rdQtr	FY05-4thQtr	FY06-1stQtr	FY06-2ndQtr	FY06-3rdQtr	FY06-4thQtr	FY07-1stQtr	FY07-2ndQtr	FY07-3rdQtr	FY07-4thQtr	FY08-1stQtr	FY08-2ndQtr
<b>Not Type 92</b>	120	109	92	98	111	91	116	95	96	113	91	82
<b>Discharges</b>	121	112	96	109	119	95	117	96	97	115	91	82
<b>Percent</b>	<b>99.2%</b>	<b>97.3%</b>	<b>95.8%</b>	<b>89.9%</b>	<b>93.3%</b>	<b>95.8%</b>	<b>99.1%</b>	<b>99.0%</b>	<b>99.0%</b>	<b>98.3%</b>	<b>100.0%</b>	<b>100.0%</b>

# Discharge Type 92 -Trend Line (No Service in 180 Days)

No Service in 180 Days Discharges for the last Twelve Quarters

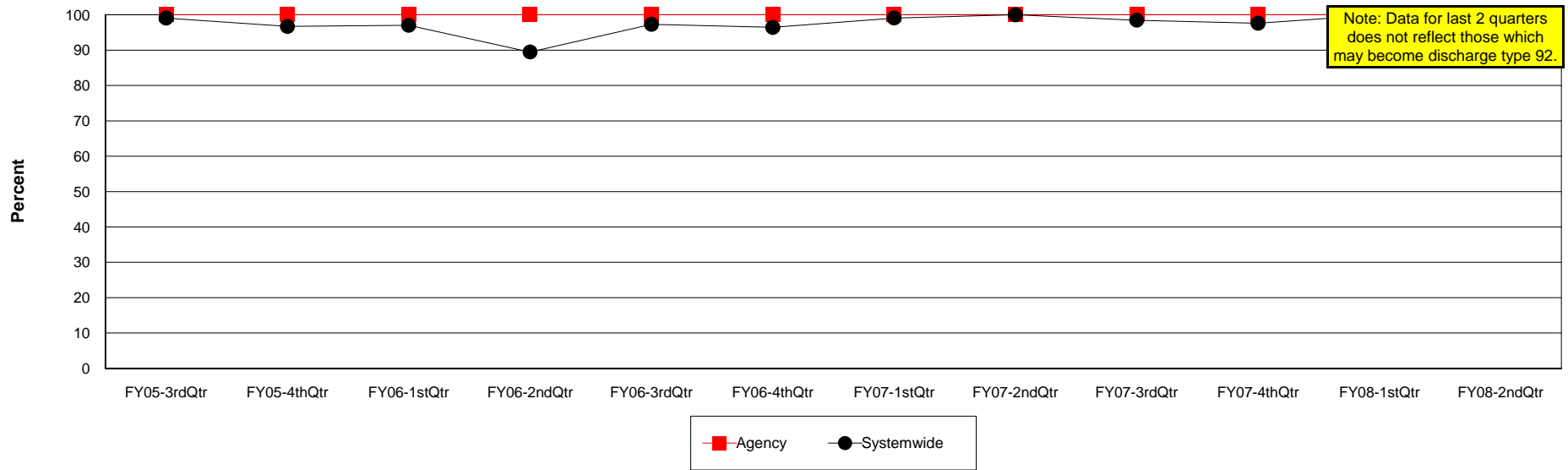
**Agency: (640) 12 & 12, INC.**

**Level of Care: Halfway**

**Contract Source: (02) ALCOHOL/DRUG**

**Age Group: Adults (18+)**

## No Service in 180 Days Discharges at 12 & 12, INC.



Agency	FY05-3rdQtr	FY05-4thQtr	FY06-1stQtr	FY06-2ndQtr	FY06-3rdQtr	FY06-4thQtr	FY07-1stQtr	FY07-2ndQtr	FY07-3rdQtr	FY07-4thQtr	FY08-1stQtr	FY08-2ndQtr
<b>Not Type 92</b>	44	38	25	57	65	40	69	41	36	44	31	33
<b>Discharges</b>	44	38	25	57	65	40	69	41	36	44	31	33
<b>Percent</b>	<b>100.0%</b>	<b>100.0%</b>	<b>100.0%</b>	<b>100.0%</b>	<b>100.0%</b>	<b>100.0%</b>	<b>100.0%</b>	<b>100.0%</b>	<b>100.0%</b>	<b>100.0%</b>	<b>100.0%</b>	<b>100.0%</b>

Systemwide	FY05-3rdQtr	FY05-4thQtr	FY06-1stQtr	FY06-2ndQtr	FY06-3rdQtr	FY06-4thQtr	FY07-1stQtr	FY07-2ndQtr	FY07-3rdQtr	FY07-4thQtr	FY08-1stQtr	FY08-2ndQtr
<b>Not Type 92</b>	105	88	65	85	108	81	107	78	64	82	62	52
<b>Discharges</b>	106	91	67	95	111	84	108	78	65	84	62	52
<b>Percent</b>	<b>99.1%</b>	<b>96.7%</b>	<b>97.0%</b>	<b>89.5%</b>	<b>97.3%</b>	<b>96.4%</b>	<b>99.1%</b>	<b>100.0%</b>	<b>98.5%</b>	<b>97.6%</b>	<b>100.0%</b>	<b>100.0%</b>

# Discharge Type 92 -Trend Line (No Service in 180 Days)

No Service in 180 Days Discharges for the last Twelve Quarters

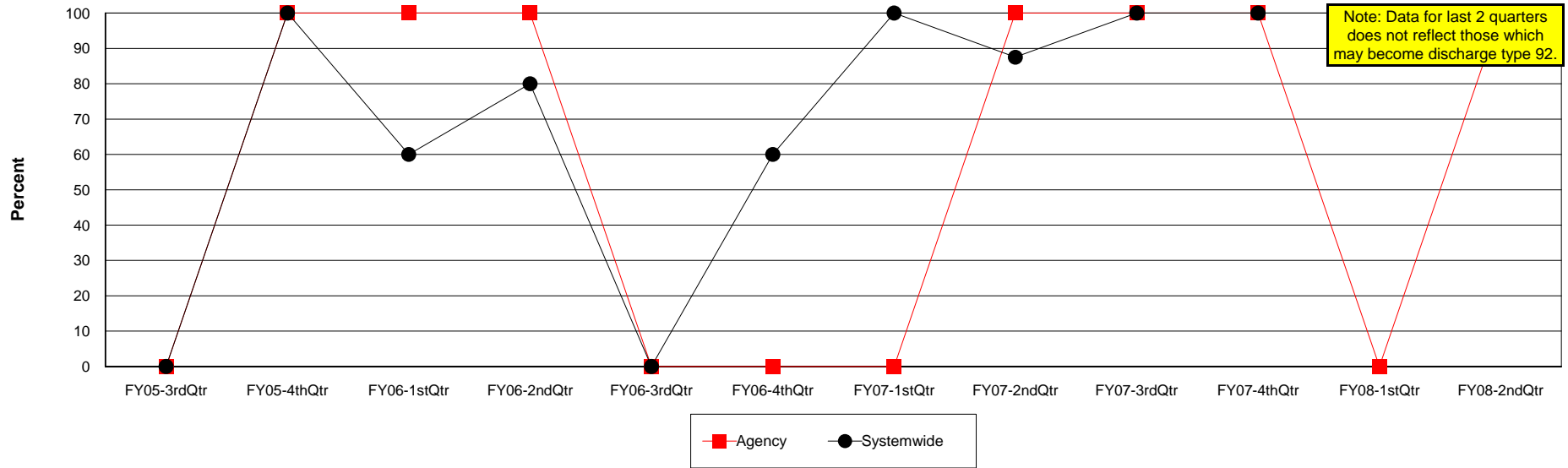
**Agency: (640) 12 & 12, INC.**

**Level of Care: Halfway**

**Contract Source: (20) DRUG COURT**

**Age Group: Adults (18+)**

**No Service in 180 Days Discharges at 12 & 12, INC.**



Agency	FY05-3rdQtr	FY05-4thQtr	FY06-1stQtr	FY06-2ndQtr	FY06-3rdQtr	FY06-4thQtr	FY07-1stQtr	FY07-2ndQtr	FY07-3rdQtr	FY07-4thQtr	FY08-1stQtr	FY08-2ndQtr
Not Type 92	0	1	3	4	0	0	0	1	2	4	0	1
Discharges	0	1	3	4	0	0	0	1	2	4	0	1
Percent	0.0%	100.0%	100.0%	100.0%	0.0%	0.0%	0.0%	100.0%	100.0%	100.0%	0.0%	100.0%

Systemwide	FY05-3rdQtr	FY05-4thQtr	FY06-1stQtr	FY06-2ndQtr	FY06-3rdQtr	FY06-4thQtr	FY07-1stQtr	FY07-2ndQtr	FY07-3rdQtr	FY07-4thQtr	FY08-1stQtr	FY08-2ndQtr
Not Type 92	0	1	3	4	0	3	1	7	6	6	4	6
Discharges	0	1	5	5	5	5	1	8	6	6	4	6
Percent	0.0%	100.0%	60.0%	80.0%	0.0%	60.0%	100.0%	87.5%	100.0%	100.0%	100.0%	100.0%

# Discharge Type 92 -Trend Line (No Service in 180 Days)

No Service in 180 Days Discharges for the last Twelve Quarters

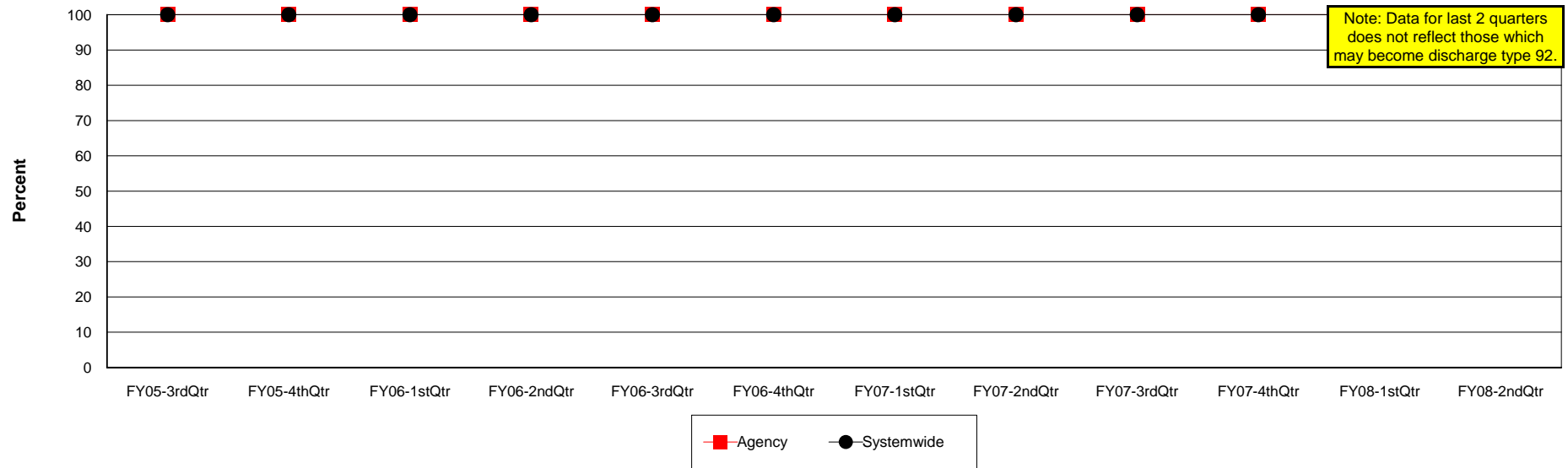
**Agency: (640) 12 & 12, INC.**

**Level of Care: Halfway**

**Contract Source: (21) ALCOHOL/DRUG SPECIALIZED PROGRAMS**

**Age Group: Adults (18+)**

## No Service in 180 Days Discharges at 12 & 12, INC.



Agency	FY05-3rdQtr	FY05-4thQtr	FY06-1stQtr	FY06-2ndQtr	FY06-3rdQtr	FY06-4thQtr	FY07-1stQtr	FY07-2ndQtr	FY07-3rdQtr	FY07-4thQtr	FY08-1stQtr	FY08-2ndQtr
<b>Not Type 92</b>	15	20	24	9	5	8	17	14	27	27	27	25
<b>Discharges</b>	15	20	24	9	5	8	17	14	27	27	27	25
<b>Percent</b>	100.0%	100.0%	100.0%	100.0%	100.0%	100.0%	100.0%	100.0%	100.0%	100.0%	100.0%	100.0%

Systemwide	FY05-3rdQtr	FY05-4thQtr	FY06-1stQtr	FY06-2ndQtr	FY06-3rdQtr	FY06-4thQtr	FY07-1stQtr	FY07-2ndQtr	FY07-3rdQtr	FY07-4thQtr	FY08-1stQtr	FY08-2ndQtr
<b>Not Type 92</b>	15	20	24	9	6	8	17	14	27	27	27	25
<b>Discharges</b>	15	20	24	9	6	8	17	14	27	27	27	25
<b>Percent</b>	100.0%	100.0%	100.0%	100.0%	100.0%	100.0%	100.0%	100.0%	100.0%	100.0%	100.0%	100.0%

# Discharge Type 92 -Trend Line (No Service in 180 Days)

No Service in 180 Days Discharges for the last Twelve Quarters

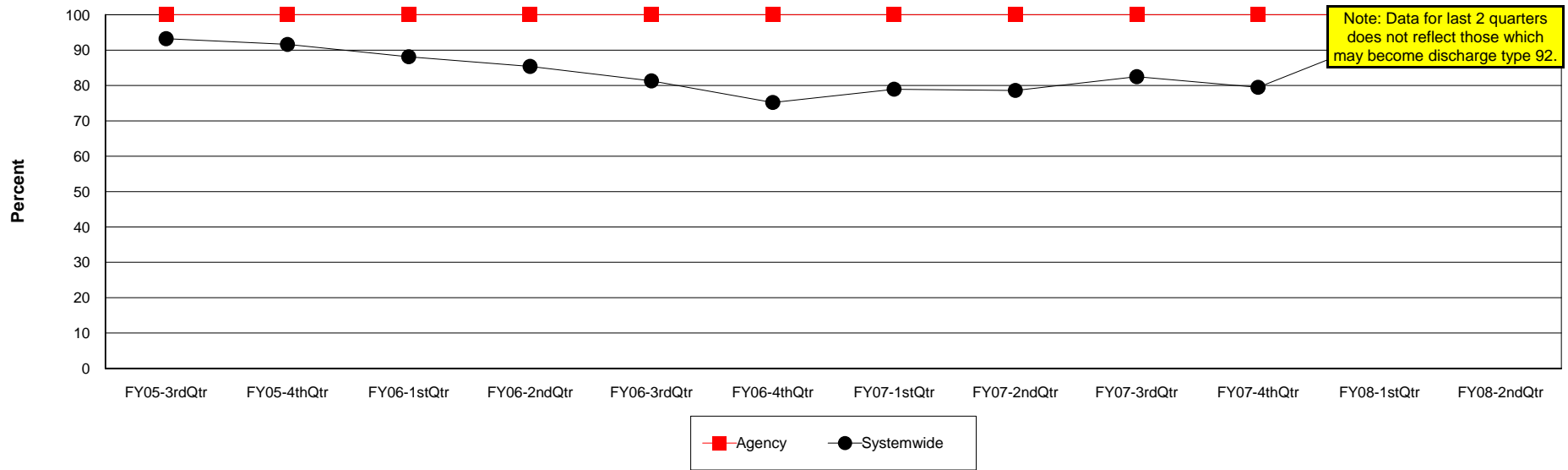
**Agency: (640) 12 & 12, INC.**

**Level of Care: Outpatient**

**Contract Source: All Substance Abuse Contract Sources (PPMR)**

**Age Group: Adults (18+)**

**No Service in 180 Days Discharges at 12 & 12, INC.**



Agency	FY05-3rdQtr	FY05-4thQtr	FY06-1stQtr	FY06-2ndQtr	FY06-3rdQtr	FY06-4thQtr	FY07-1stQtr	FY07-2ndQtr	FY07-3rdQtr	FY07-4thQtr	FY08-1stQtr	FY08-2ndQtr
<b>Not Type 92</b>	58	73	115	53	69	87	115	88	63	72	54	46
<b>Discharges</b>	58	73	115	53	69	87	115	88	63	72	54	46
<b>Percent</b>	<b>100.0%</b>	<b>100.0%</b>	<b>100.0%</b>	<b>100.0%</b>	<b>100.0%</b>	<b>100.0%</b>	<b>100.0%</b>	<b>100.0%</b>	<b>100.0%</b>	<b>100.0%</b>	<b>100.0%</b>	<b>100.0%</b>

Systemwide	FY05-3rdQtr	FY05-4thQtr	FY06-1stQtr	FY06-2ndQtr	FY06-3rdQtr	FY06-4thQtr	FY07-1stQtr	FY07-2ndQtr	FY07-3rdQtr	FY07-4thQtr	FY08-1stQtr	FY08-2ndQtr
<b>Not Type 92</b>	2,118	2,173	2,012	1,952	1,517	1,497	1,677	1,597	1,865	1,854	1,936	1,548
<b>Discharges</b>	2,272	2,372	2,283	2,286	1,866	1,991	2,124	2,032	2,261	2,333	2,080	1,550
<b>Percent</b>	<b>93.2%</b>	<b>91.6%</b>	<b>88.1%</b>	<b>85.4%</b>	<b>81.3%</b>	<b>75.2%</b>	<b>79.0%</b>	<b>78.6%</b>	<b>82.5%</b>	<b>79.5%</b>	<b>93.1%</b>	<b>99.9%</b>

# Discharge Type 92 -Trend Line (No Service in 180 Days)

No Service in 180 Days Discharges for the last Twelve Quarters

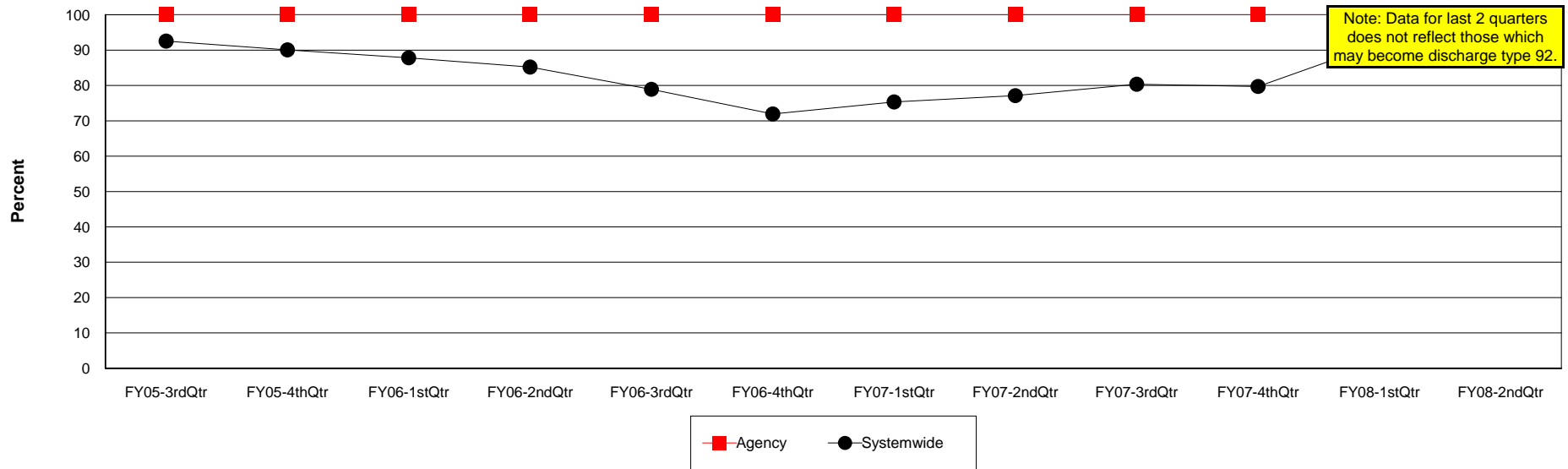
**Agency: (640) 12 & 12, INC.**

**Level of Care: Outpatient**

**Contract Source: All Contract Sources**

**Age Group: Adults (18+)**

## No Service in 180 Days Discharges at 12 & 12, INC.



Agency	FY05-3rdQtr	FY05-4thQtr	FY06-1stQtr	FY06-2ndQtr	FY06-3rdQtr	FY06-4thQtr	FY07-1stQtr	FY07-2ndQtr	FY07-3rdQtr	FY07-4thQtr	FY08-1stQtr	FY08-2ndQtr
<b>Not Type 92</b>	58	73	115	53	69	87	115	88	63	72	54	46
<b>Discharges</b>	58	73	115	53	69	87	115	88	63	72	54	46
<b>Percent</b>	<b>100.0%</b>	<b>100.0%</b>	<b>100.0%</b>	<b>100.0%</b>	<b>100.0%</b>	<b>100.0%</b>	<b>100.0%</b>	<b>100.0%</b>	<b>100.0%</b>	<b>100.0%</b>	<b>100.0%</b>	<b>100.0%</b>

Systemwide	FY05-3rdQtr	FY05-4thQtr	FY06-1stQtr	FY06-2ndQtr	FY06-3rdQtr	FY06-4thQtr	FY07-1stQtr	FY07-2ndQtr	FY07-3rdQtr	FY07-4thQtr	FY08-1stQtr	FY08-2ndQtr
<b>Not Type 92</b>	1,464	1,486	1,464	1,432	1,149	1,031	1,219	1,190	1,382	1,386	1,427	1,176
<b>Discharges</b>	1,582	1,650	1,667	1,681	1,456	1,433	1,618	1,543	1,720	1,739	1,553	1,177
<b>Percent</b>	<b>92.5%</b>	<b>90.1%</b>	<b>87.8%</b>	<b>85.2%</b>	<b>78.9%</b>	<b>71.9%</b>	<b>75.3%</b>	<b>77.1%</b>	<b>80.3%</b>	<b>79.7%</b>	<b>91.9%</b>	<b>99.9%</b>

# Discharge Type 92 -Trend Line (No Service in 180 Days)

No Service in 180 Days Discharges for the last Twelve Quarters

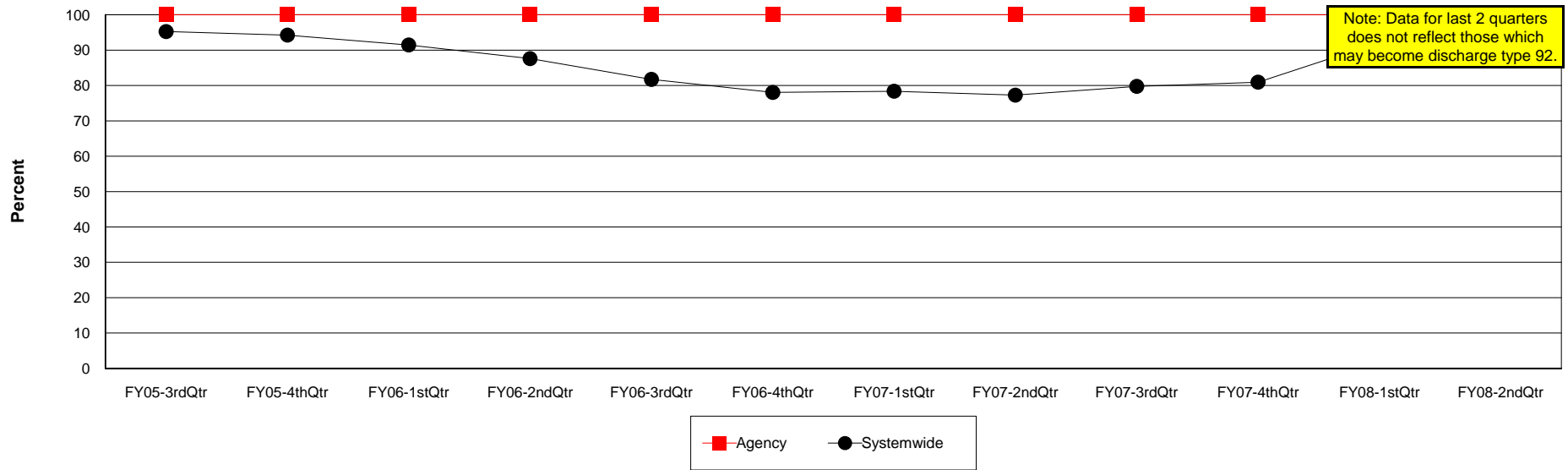
**Agency: (640) 12 & 12, INC.**

**Level of Care: Outpatient**

**Contract Source: (02) ALCOHOL/DRUG**

**Age Group: Adults (18+)**

**No Service in 180 Days Discharges at 12 & 12, INC.**



Agency	FY05-3rdQtr	FY05-4thQtr	FY06-1stQtr	FY06-2ndQtr	FY06-3rdQtr	FY06-4thQtr	FY07-1stQtr	FY07-2ndQtr	FY07-3rdQtr	FY07-4thQtr	FY08-1stQtr	FY08-2ndQtr
<b>Not Type 92</b>	40	45	69	32	47	62	66	48	43	41	27	20
<b>Discharges</b>	40	45	69	32	47	62	66	48	43	41	27	20
<b>Percent</b>	<b>100.0%</b>	<b>100.0%</b>	<b>100.0%</b>	<b>100.0%</b>	<b>100.0%</b>	<b>100.0%</b>	<b>100.0%</b>	<b>100.0%</b>	<b>100.0%</b>	<b>100.0%</b>	<b>100.0%</b>	<b>100.0%</b>

Systemwide	FY05-3rdQtr	FY05-4thQtr	FY06-1stQtr	FY06-2ndQtr	FY06-3rdQtr	FY06-4thQtr	FY07-1stQtr	FY07-2ndQtr	FY07-3rdQtr	FY07-4thQtr	FY08-1stQtr	FY08-2ndQtr
<b>Not Type 92</b>	1,060	1,161	1,134	1,074	827	739	783	687	787	769	755	660
<b>Discharges</b>	1,113	1,232	1,240	1,226	1,012	947	999	889	987	950	819	661
<b>Percent</b>	<b>95.2%</b>	<b>94.2%</b>	<b>91.5%</b>	<b>87.6%</b>	<b>81.7%</b>	<b>78.0%</b>	<b>78.4%</b>	<b>77.3%</b>	<b>79.7%</b>	<b>80.9%</b>	<b>92.2%</b>	<b>99.8%</b>

# Discharge Type 92 -Trend Line (No Service in 180 Days)

No Service in 180 Days Discharges for the last Twelve Quarters

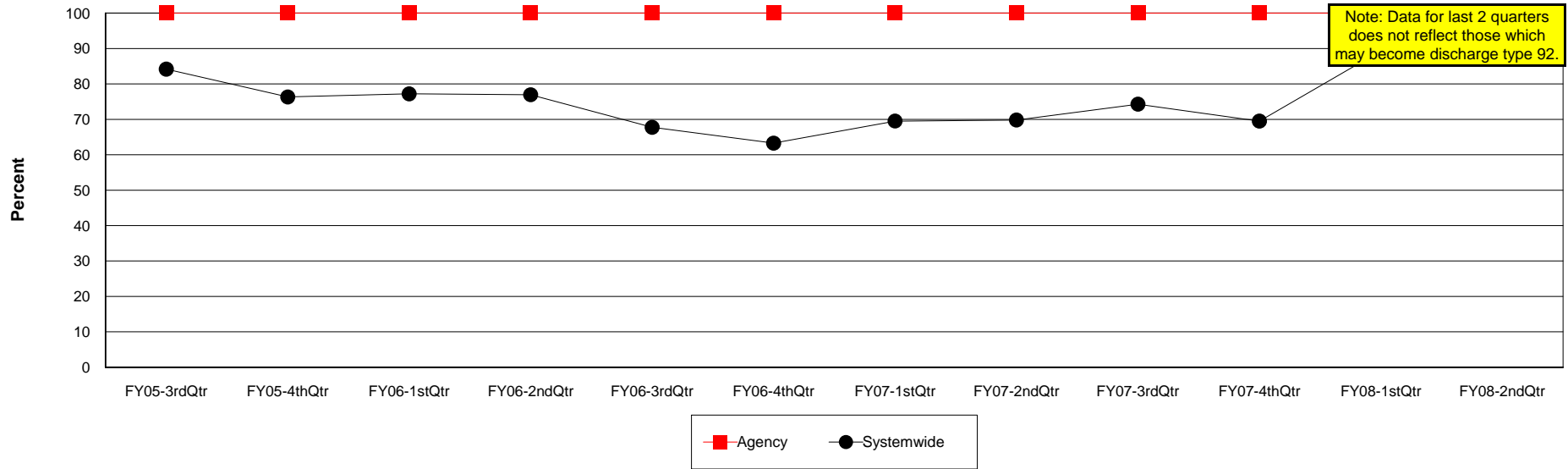
**Agency: (640) 12 & 12, INC.**

**Level of Care: Outpatient**

**Contract Source: (20) DRUG COURT**

**Age Group: Adults (18+)**

## No Service in 180 Days Discharges at 12 & 12, INC.



Agency	FY05-3rdQtr	FY05-4thQtr	FY06-1stQtr	FY06-2ndQtr	FY06-3rdQtr	FY06-4thQtr	FY07-1stQtr	FY07-2ndQtr	FY07-3rdQtr	FY07-4thQtr	FY08-1stQtr	FY08-2ndQtr
Not Type 92	12	15	31	20	16	15	39	28	20	26	32	28
Discharges	12	15	31	20	16	15	39	28	20	26	32	28
Percent	100.0%	100.0%	100.0%	100.0%	100.0%	100.0%	100.0%	100.0%	100.0%	100.0%	100.0%	100.0%

Systemwide	FY05-3rdQtr	FY05-4thQtr	FY06-1stQtr	FY06-2ndQtr	FY06-3rdQtr	FY06-4thQtr	FY07-1stQtr	FY07-2ndQtr	FY07-3rdQtr	FY07-4thQtr	FY08-1stQtr	FY08-2ndQtr
Not Type 92	202	187	264	287	227	224	342	319	439	408	539	385
Discharges	240	245	342	373	335	354	492	457	591	587	603	385
Percent	84.2%	76.3%	77.2%	76.9%	67.8%	63.3%	69.5%	69.8%	74.3%	69.5%	89.4%	100.0%

# Discharge Type 92 -Trend Line (No Service in 180 Days)

No Service in 180 Days Discharges for the last Twelve Quarters

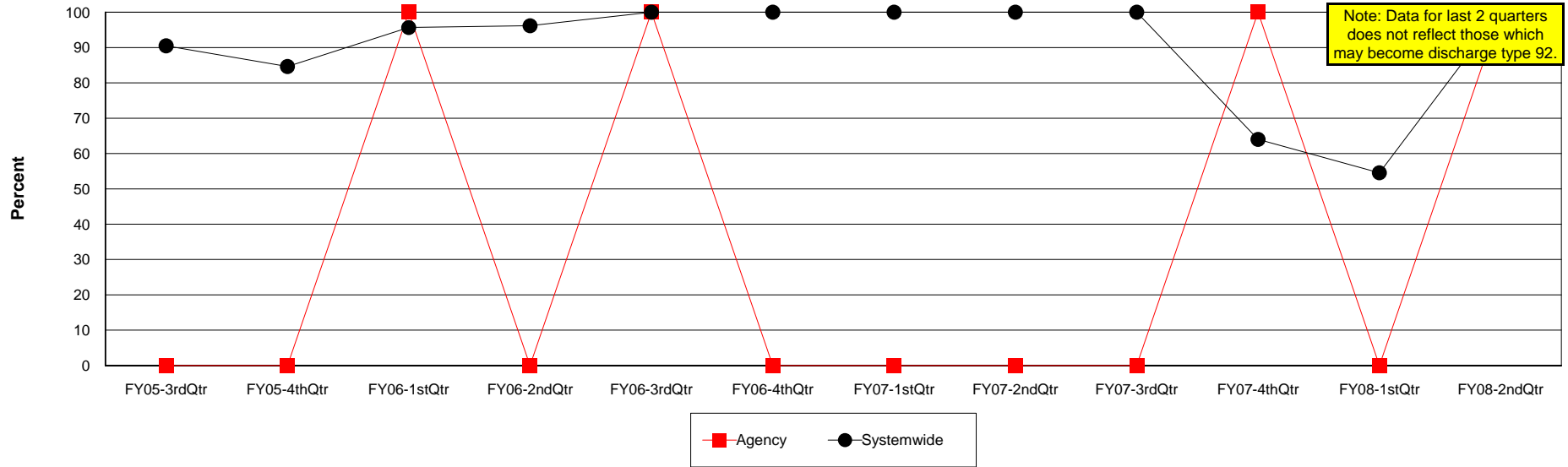
**Agency: (640) 12 & 12, INC.**

**Level of Care: Outpatient**

**Contract Source: (21) ALCOHOL/DRUG SPECIALIZED PROGRAMS**

**Age Group: Adults (18+)**

**No Service in 180 Days Discharges at 12 & 12, INC.**



Agency	FY05-3rdQtr	FY05-4thQtr	FY06-1stQtr	FY06-2ndQtr	FY06-3rdQtr	FY06-4thQtr	FY07-1stQtr	FY07-2ndQtr	FY07-3rdQtr	FY07-4thQtr	FY08-1stQtr	FY08-2ndQtr
Not Type 92	0	0	1	0	1	0	0	0	0	1	0	1
Discharges	0	0	1	0	1	0	0	0	0	1	0	1
Percent	0.0%	0.0%	100.0%	0.0%	100.0%	0.0%	0.0%	0.0%	0.0%	100.0%	0.0%	100.0%

Systemwide	FY05-3rdQtr	FY05-4thQtr	FY06-1stQtr	FY06-2ndQtr	FY06-3rdQtr	FY06-4thQtr	FY07-1stQtr	FY07-2ndQtr	FY07-3rdQtr	FY07-4thQtr	FY08-1stQtr	FY08-2ndQtr
Not Type 92	19	22	22	25	48	23	16	57	25	16	6	6
Discharges	21	26	23	26	48	23	16	57	25	25	11	6
Percent	90.5%	84.6%	95.7%	96.2%	100.0%	100.0%	100.0%	100.0%	100.0%	64.0%	54.5%	100.0%

# Discharge Type 92 -Trend Line (No Service in 180 Days)

No Service in 180 Days Discharges for the last Twelve Quarters

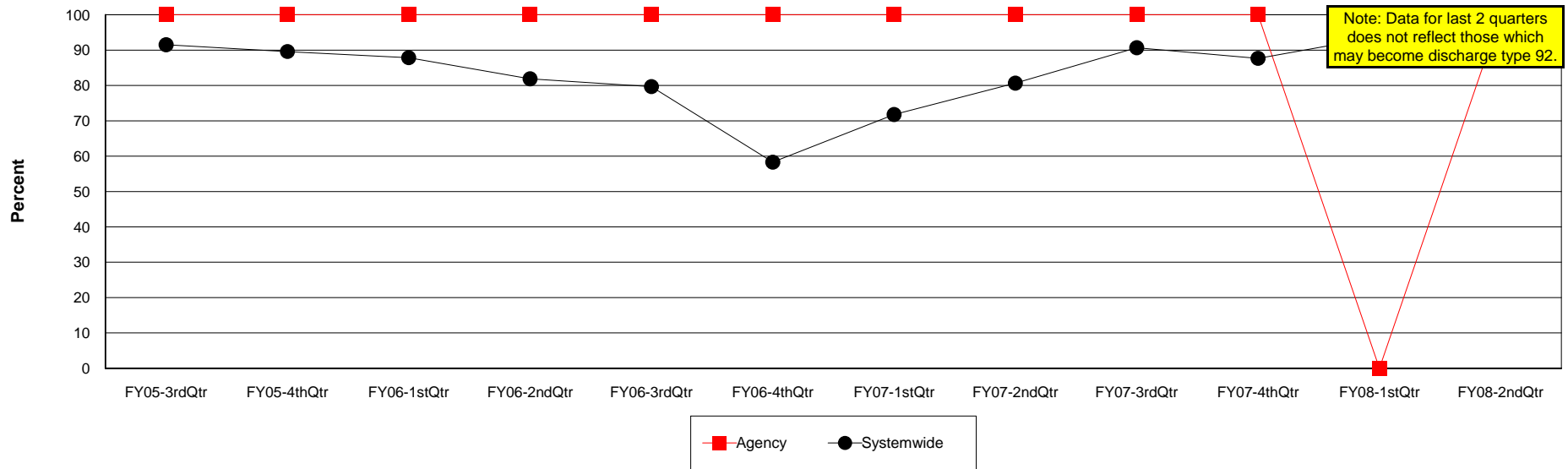
**Agency: (640) 12 & 12, INC.**

**Level of Care: Outpatient**

**Contract Source: (29) PROBATION AND PAROLE**

**Age Group: Adults (18+)**

### No Service in 180 Days Discharges at 12 & 12, INC.



Agency	FY05-3rdQtr	FY05-4thQtr	FY06-1stQtr	FY06-2ndQtr	FY06-3rdQtr	FY06-4thQtr	FY07-1stQtr	FY07-2ndQtr	FY07-3rdQtr	FY07-4thQtr	FY08-1stQtr	FY08-2ndQtr
Not Type 92	9	18	17	3	9	13	15	15	4	7	0	3
Discharges	9	18	17	3	9	13	15	15	4	7	0	3
Percent	100.0%	100.0%	100.0%	100.0%	100.0%	100.0%	100.0%	100.0%	100.0%	100.0%	0.0%	100.0%

Systemwide	FY05-3rdQtr	FY05-4thQtr	FY06-1stQtr	FY06-2ndQtr	FY06-3rdQtr	FY06-4thQtr	FY07-1stQtr	FY07-2ndQtr	FY07-3rdQtr	FY07-4thQtr	FY08-1stQtr	FY08-2ndQtr
Not Type 92	324	284	217	226	196	158	196	246	272	327	288	234
Discharges	354	317	247	276	246	271	273	305	300	373	307	234
Percent	91.5%	89.6%	87.9%	81.9%	79.7%	58.3%	71.8%	80.7%	90.7%	87.7%	93.8%	100.0%

# Discharge Type 92 -Trend Line (No Service in 180 Days)

No Service in 180 Days Discharges for the last Twelve Quarters

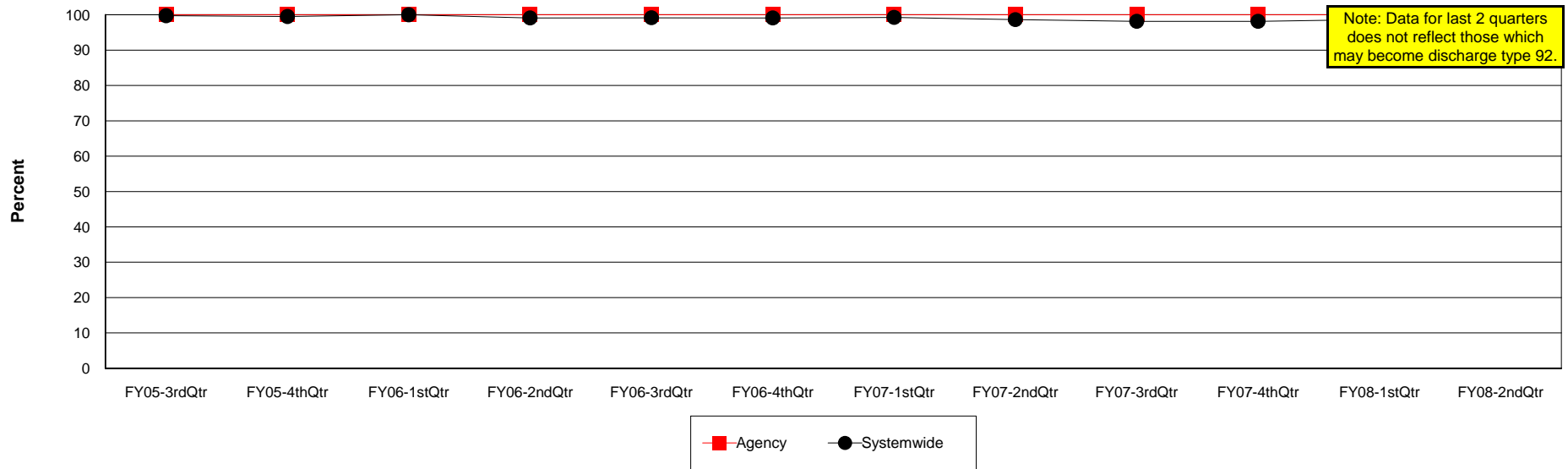
**Agency: (640) 12 & 12, INC.**

**Level of Care: Residential Treatment**

**Contract Source: All Substance Abuse Contract Sources (PPMR)**

**Age Group: Adults (18+)**

## No Service in 180 Days Discharges at 12 & 12, INC.



Agency	FY05-3rdQtr	FY05-4thQtr	FY06-1stQtr	FY06-2ndQtr	FY06-3rdQtr	FY06-4thQtr	FY07-1stQtr	FY07-2ndQtr	FY07-3rdQtr	FY07-4thQtr	FY08-1stQtr	FY08-2ndQtr
<b>Not Type 92 Discharges</b>	83	92	101	109	66	73	97	84	84	72	71	92
<b>Percent</b>	100.0%	100.0%	100.0%	100.0%	100.0%	100.0%	100.0%	100.0%	100.0%	100.0%	100.0%	100.0%

Systemwide	FY05-3rdQtr	FY05-4thQtr	FY06-1stQtr	FY06-2ndQtr	FY06-3rdQtr	FY06-4thQtr	FY07-1stQtr	FY07-2ndQtr	FY07-3rdQtr	FY07-4thQtr	FY08-1stQtr	FY08-2ndQtr
<b>Not Type 92 Discharges</b>	758	837	794	866	819	772	811	788	741	846	808	803
<b>Percent</b>	99.7%	99.5%	100.0%	99.1%	99.2%	99.1%	99.3%	98.6%	98.1%	98.1%	98.7%	100.0%

# Discharge Type 92 -Trend Line (No Service in 180 Days)

No Service in 180 Days Discharges for the last Twelve Quarters

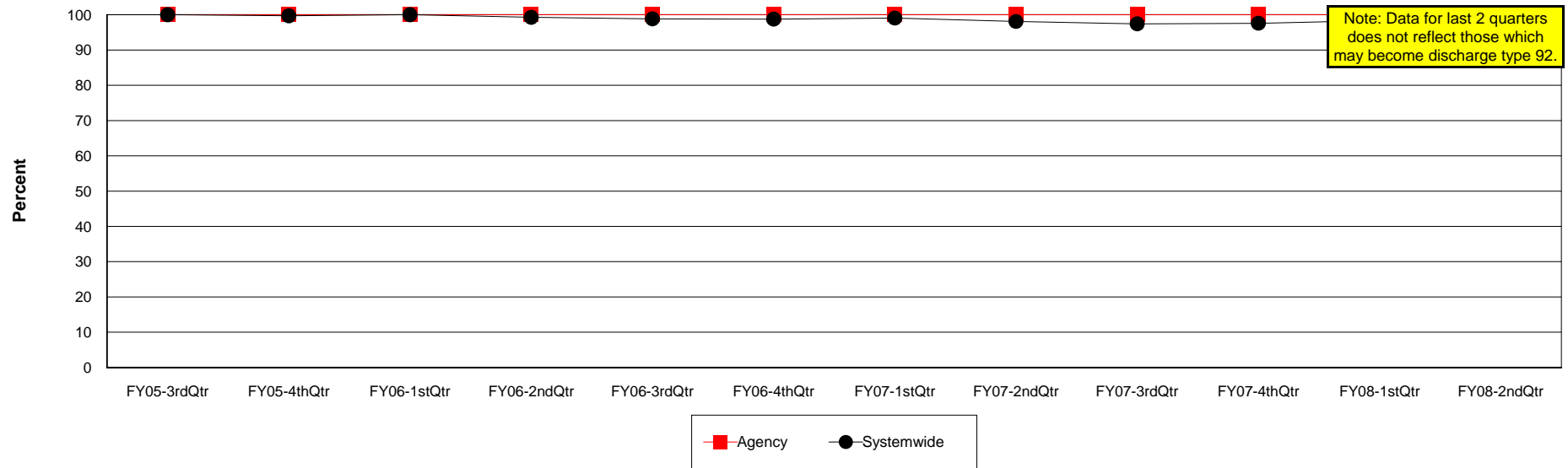
**Agency: (640) 12 & 12, INC.**

**Level of Care: Residential Treatment**

**Contract Source: All Contract Sources**

**Age Group: Adults (18+)**

## No Service in 180 Days Discharges at 12 & 12, INC.



Agency	FY05-3rdQtr	FY05-4thQtr	FY06-1stQtr	FY06-2ndQtr	FY06-3rdQtr	FY06-4thQtr	FY07-1stQtr	FY07-2ndQtr	FY07-3rdQtr	FY07-4thQtr	FY08-1stQtr	FY08-2ndQtr
Not Type 92	83	92	101	109	66	73	97	84	84	72	71	92
Discharges	83	92	101	109	66	73	97	84	84	72	71	92
Percent	100.0%	100.0%	100.0%	100.0%	100.0%	100.0%	100.0%	100.0%	100.0%	100.0%	100.0%	100.0%

Systemwide	FY05-3rdQtr	FY05-4thQtr	FY06-1stQtr	FY06-2ndQtr	FY06-3rdQtr	FY06-4thQtr	FY07-1stQtr	FY07-2ndQtr	FY07-3rdQtr	FY07-4thQtr	FY08-1stQtr	FY08-2ndQtr
Not Type 92	615	664	597	681	587	549	618	565	530	607	606	662
Discharges	615	666	597	686	594	556	624	576	544	622	616	662
Percent	100.0%	99.7%	100.0%	99.3%	98.8%	98.7%	99.0%	98.1%	97.4%	97.6%	98.4%	100.0%

# Discharge Type 92 -Trend Line (No Service in 180 Days)

No Service in 180 Days Discharges for the last Twelve Quarters

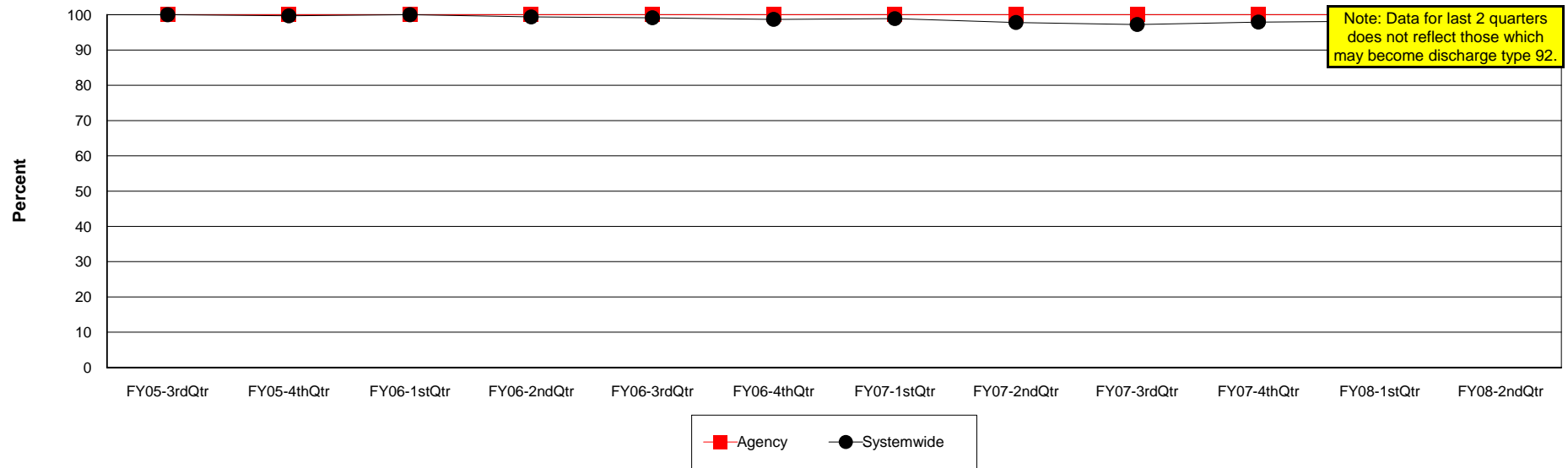
**Agency: (640) 12 & 12, INC.**

**Level of Care: Residential Treatment**

**Contract Source: (02) ALCOHOL/DRUG**

**Age Group: Adults (18+)**

## No Service in 180 Days Discharges at 12 & 12, INC.



Agency	FY05-3rdQtr	FY05-4thQtr	FY06-1stQtr	FY06-2ndQtr	FY06-3rdQtr	FY06-4thQtr	FY07-1stQtr	FY07-2ndQtr	FY07-3rdQtr	FY07-4thQtr	FY08-1stQtr	FY08-2ndQtr
Not Type 92	53	72	71	74	53	52	59	35	36	30	34	54
Discharges	53	72	71	74	53	52	59	35	36	30	34	54
Percent	100.0%	100.0%	100.0%	100.0%	100.0%	100.0%	100.0%	100.0%	100.0%	100.0%	100.0%	100.0%

Systemwide	FY05-3rdQtr	FY05-4thQtr	FY06-1stQtr	FY06-2ndQtr	FY06-3rdQtr	FY06-4thQtr	FY07-1stQtr	FY07-2ndQtr	FY07-3rdQtr	FY07-4thQtr	FY08-1stQtr	FY08-2ndQtr
Not Type 92	585	644	567	645	572	526	535	444	421	514	544	600
Discharges	585	646	567	649	577	533	541	454	433	525	554	600
Percent	100.0%	99.7%	100.0%	99.4%	99.1%	98.7%	98.9%	97.8%	97.2%	97.9%	98.2%	100.0%

# Discharge Type 92 -Trend Line (No Service in 180 Days)

No Service in 180 Days Discharges for the last Twelve Quarters

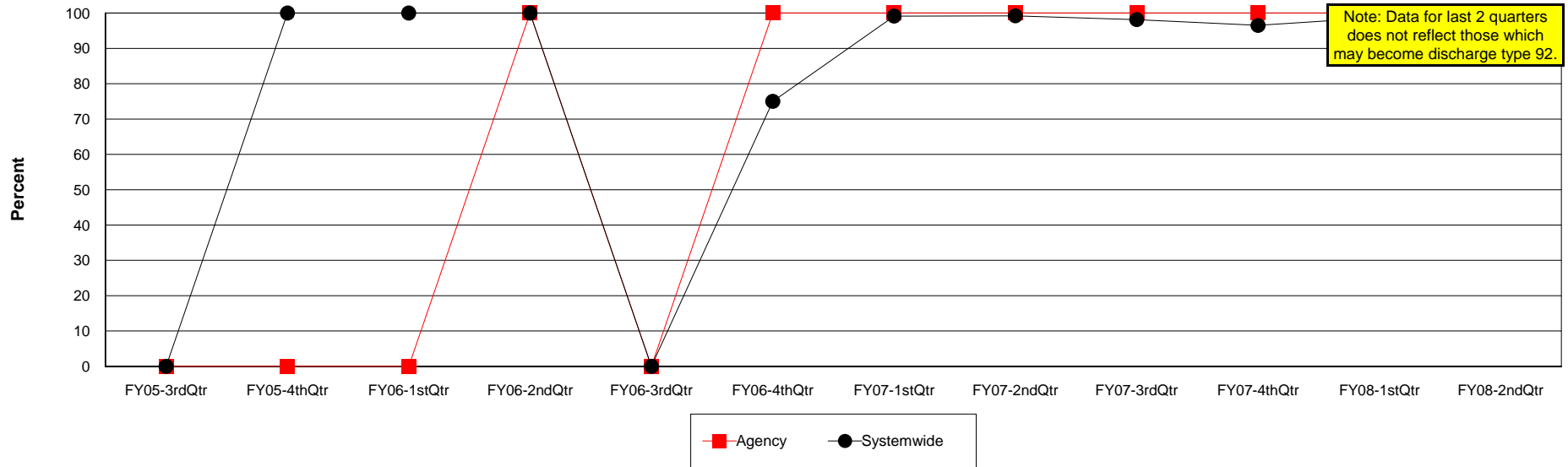
**Agency: (640) 12 & 12, INC.**

**Level of Care: Residential Treatment**

**Contract Source: (20) DRUG COURT**

**Age Group: Adults (18+)**

### No Service in 180 Days Discharges at 12 & 12, INC.



Agency	FY05-3rdQtr	FY05-4thQtr	FY06-1stQtr	FY06-2ndQtr	FY06-3rdQtr	FY06-4thQtr	FY07-1stQtr	FY07-2ndQtr	FY07-3rdQtr	FY07-4thQtr	FY08-1stQtr	FY08-2ndQtr
Not Type 92	0	0	0	1	0	1	24	23	27	25	30	28
Discharges	0	0	0	1	0	1	24	23	27	25	30	28
Percent	0.0%	0.0%	0.0%	100.0%	0.0%	100.0%	100.0%	100.0%	100.0%	100.0%	100.0%	100.0%

Systemwide	FY05-3rdQtr	FY05-4thQtr	FY06-1stQtr	FY06-2ndQtr	FY06-3rdQtr	FY06-4thQtr	FY07-1stQtr	FY07-2ndQtr	FY07-3rdQtr	FY07-4thQtr	FY08-1stQtr	FY08-2ndQtr
Not Type 92	0	1	1	3	0	3	114	128	106	110	78	72
Discharges	0	1	1	3	3	4	115	129	108	114	79	72
Percent	0.0%	100.0%	100.0%	100.0%	0.0%	75.0%	99.1%	99.2%	98.1%	96.5%	98.7%	100.0%

# Discharge Type 92 -Trend Line (No Service in 180 Days)

No Service in 180 Days Discharges for the last Twelve Quarters


**Agency: (640) 12 & 12, INC.**

**Level of Care: Residential Treatment**

**Contract Source: (21) ALCOHOL/DRUG SPECIALIZED PROGRAMS**

**Age Group: Adults (18+)**

## No Service in 180 Days Discharges at 12 & 12, INC.



Agency	FY05-3rdQtr	FY05-4thQtr	FY06-1stQtr	FY06-2ndQtr	FY06-3rdQtr	FY06-4thQtr	FY07-1stQtr	FY07-2ndQtr	FY07-3rdQtr	FY07-4thQtr	FY08-1stQtr	FY08-2ndQtr
Not Type 92	32	29	41	47	22	31	31	28	27	26	18	26
Discharges	32	29	41	47	22	31	31	28	27	26	18	26
Percent	100.0%	100.0%	100.0%	100.0%	100.0%	100.0%	100.0%	100.0%	100.0%	100.0%	100.0%	100.0%

Systemwide	FY05-3rdQtr	FY05-4thQtr	FY06-1stQtr	FY06-2ndQtr	FY06-3rdQtr	FY06-4thQtr	FY07-1stQtr	FY07-2ndQtr	FY07-3rdQtr	FY07-4thQtr	FY08-1stQtr	FY08-2ndQtr
Not Type 92	32	29	41	47	23	31	31	29	27	26	18	26
Discharges	32	29	41	47	23	31	31	29	27	26	18	26
Percent	100.0%	100.0%	100.0%	100.0%	100.0%	100.0%	100.0%	100.0%	100.0%	100.0%	100.0%	100.0%

# Discharge Type 92 -Trend Line (No Service in 180 Days)

No Service in 180 Days Discharges for the last Twelve Quarters

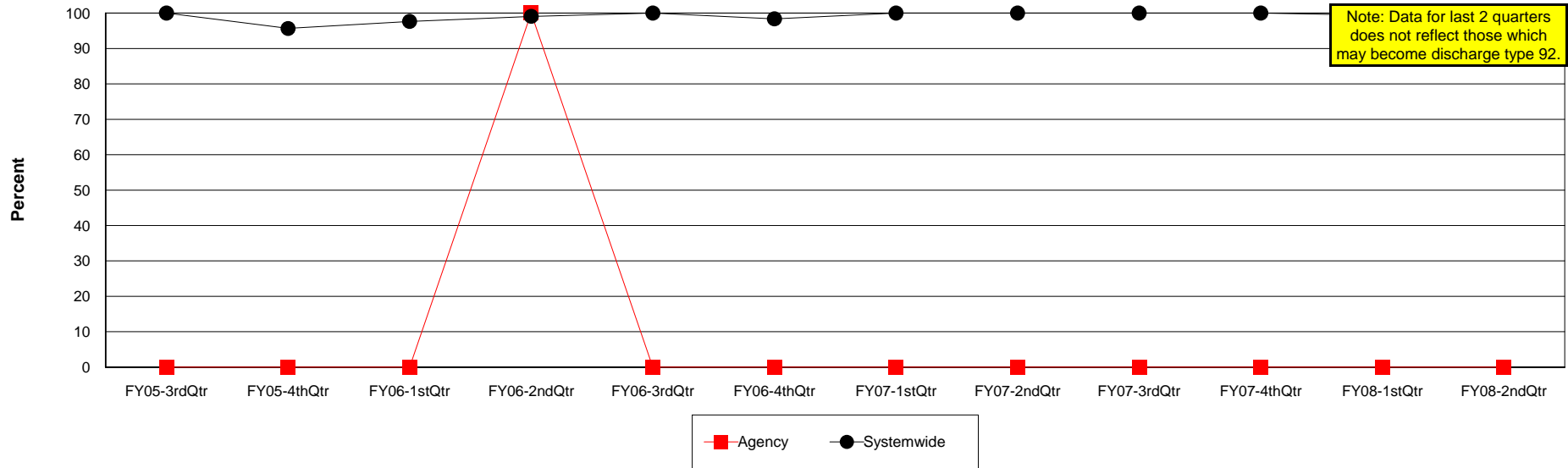
**Agency: (640) 12 & 12, INC.**

**Level of Care: Residential Treatment**

**Contract Source: All Substance Abuse Contract Sources (PPMR)**

**Age Group: Children (0-17)**

**No Service in 180 Days Discharges at 12 & 12, INC.**



Agency	FY05-3rdQtr	FY05-4thQtr	FY06-1stQtr	FY06-2ndQtr	FY06-3rdQtr	FY06-4thQtr	FY07-1stQtr	FY07-2ndQtr	FY07-3rdQtr	FY07-4thQtr	FY08-1stQtr	FY08-2ndQtr
Not Type 92	0	0	0	1	0	0	0	0	0	0	0	0
Discharges	0	0	0	1	0	0	0	0	0	0	0	0
Percent	0.0%	0.0%	0.0%	100.0%	0.0%	0.0%	0.0%	0.0%	0.0%	0.0%	0.0%	0.0%

Systemwide	FY05-3rdQtr	FY05-4thQtr	FY06-1stQtr	FY06-2ndQtr	FY06-3rdQtr	FY06-4thQtr	FY07-1stQtr	FY07-2ndQtr	FY07-3rdQtr	FY07-4thQtr	FY08-1stQtr	FY08-2ndQtr
Not Type 92	80	88	125	107	119	120	137	144	129	143	156	129
Discharges	80	92	128	108	119	122	137	144	129	143	157	129
Percent	100.0%	95.7%	97.7%	99.1%	100.0%	98.4%	100.0%	100.0%	100.0%	100.0%	99.4%	100.0%

# Discharge Type 92 -Trend Line (No Service in 180 Days)

No Service in 180 Days Discharges for the last Twelve Quarters

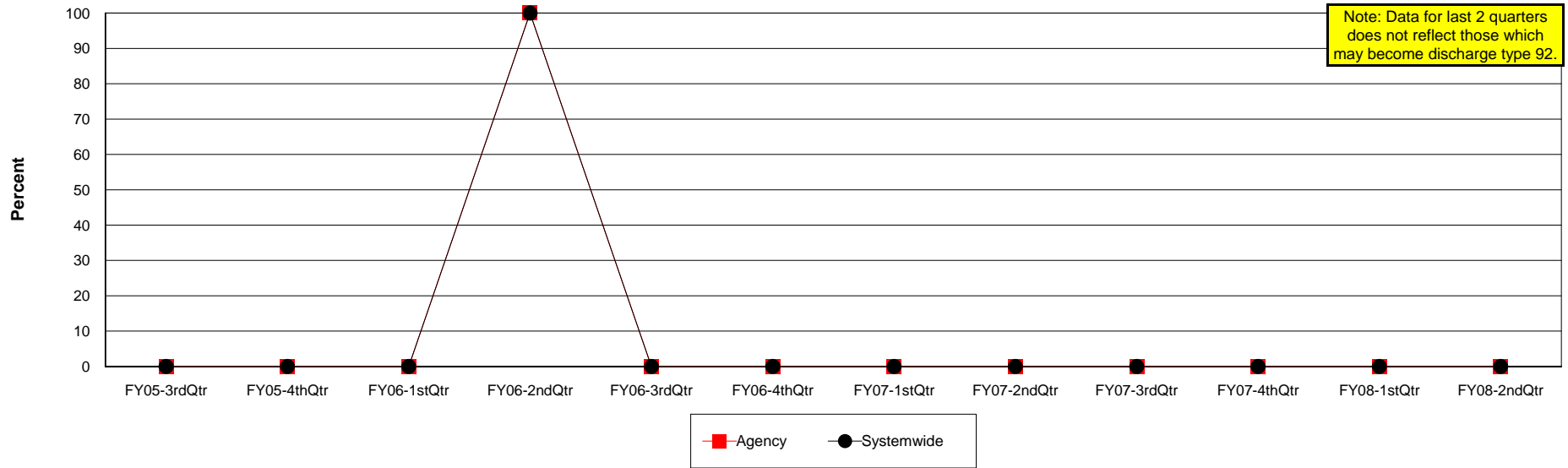
**Agency: (640) 12 & 12, INC.**

**Level of Care: Residential Treatment**

**Contract Source: (21) ALCOHOL/DRUG SPECIALIZED PROGRAMS**

**Age Group: Children (0-17)**

**No Service in 180 Days Discharges at 12 & 12, INC.**



Agency	FY05-3rdQtr	FY05-4thQtr	FY06-1stQtr	FY06-2ndQtr	FY06-3rdQtr	FY06-4thQtr	FY07-1stQtr	FY07-2ndQtr	FY07-3rdQtr	FY07-4thQtr	FY08-1stQtr	FY08-2ndQtr
Not Type 92	0	0	0	1	0	0	0	0	0	0	0	0
Discharges	0	0	0	1	0	0	0	0	0	0	0	0
Percent	0.0%	0.0%	0.0%	100.0%	0.0%	0.0%	0.0%	0.0%	0.0%	0.0%	0.0%	0.0%

Systemwide	FY05-3rdQtr	FY05-4thQtr	FY06-1stQtr	FY06-2ndQtr	FY06-3rdQtr	FY06-4thQtr	FY07-1stQtr	FY07-2ndQtr	FY07-3rdQtr	FY07-4thQtr	FY08-1stQtr	FY08-2ndQtr
Not Type 92	0	0	0	1	0	0	0	0	0	0	0	0
Discharges	0	0	0	1	0	0	0	0	0	0	0	0
Percent	0.0%	0.0%	0.0%	100.0%	0.0%	0.0%	0.0%	0.0%	0.0%	0.0%	0.0%	0.0%