

Arrests - Pie Chart (Past 30 days)

Reduction in Number of Arrests in Past 30 Days for Individuals Active in Outpatient on 12/31/2007
Or Discharged between 01/01/2007 and 12/31/2007
at (554) GRAND LAKE M.H.C.

Printed Date: 2/9/2008 Data Last Updated on: 02/03/2008

Report Description:

National Outcome Measures (NOMs): <http://www.nationaloutcomemeasures.samhsa.gov/>

Domain: Crime and Criminal Justice

Outcome: Decreased Criminal Justice Involvement

Measure: Change in number of arrests in past 30 days from admission to last transaction or admission to discharge.

The information provided in this report reflects the number of discharges during the time period, plus the number of active individuals at the end of the period. To be included in this report, at least one service must be reported after admission and the level of care for the individual must be outpatient. If an individual receives service under Contract Source 01 and another Mental Health Contract Source (see list below), they will be reported in each group.

DEFINITIONS:

Number of individuals active last day of time frame: Individuals in outpatient treatment with no discharge transaction on last day

Remove individuals in treatment < 6 months: Individuals admitted with in the last six months are excluded from this measure

Remove individuals with no service in last 90 days: Individuals with no service in last ninety days are expected (in most cases) to be discharged.

Once they have been discharged from ICIS, their discharge record will be included in the measure.

Remove individuals with missing data: In rare cases, the data in ICIS may be missing or invalid.

Number of individuals with only an admission CDC record: Because the agency has not updated the individual's CDC and the individual has been in treatment for more than six months, these individuals will be counted under the 'No Change' category.

Number with no CDC update in 1 year: Because the agency has not updated the individual's CDC, the individual has been in treatment for more than six months and the last updated CDC is more than 1 year old, these individuals will be counted under the 'No Change' category.

Number Evaluated: The number of active outpatient individuals who will be measured.

Excluded: Number of individuals with missing or invalid data.

No change: No change or increase in number of arrests reported from admission to last transaction or admission to discharge.

Reduction: Number of arrests was less at last transaction or discharge/level of care change than at admission.

Admission: Individual begins an outpatient treatment episode.

Discharge: Individual leaves outpatient treatment at that agency.

Systemwide: Represents the fifteen ODMHSAS-contracted and operated community mental health facilities.

All Mental Health Contract Sources: Includes the following contract sources (01, 24, 25, 32, 39, 42, 43, 45, 47, 48, 50, 53, 55, 56, 57, 58, and 59).

What is excluded from the analysis:

1. Non-outpatient services/individuals
2. Crisis Services
3. Persons discharged within three months of admission.
4. Persons with less than three non-crisis services.

Notes:

Data for this report are only updated by ODMHSAS staff at intervals. If the "Data Last Updated on:" is more than two weeks past, please contact Mark A. Reynolds at mreynolds@odmhsas.org or (405) 522-3824.

Discharge Codes:

Planned

- 60 - Completed Treatment
- 61 - Completed Court Treatment

Unplanned

- 62 - Left ACA/90 Days
- 66 - Broke Rules
- 67 - AWOL
- 70 - Discharge Due to Treatment Incompatibility
- 92 - No service in 180 Days (auto-discharge)

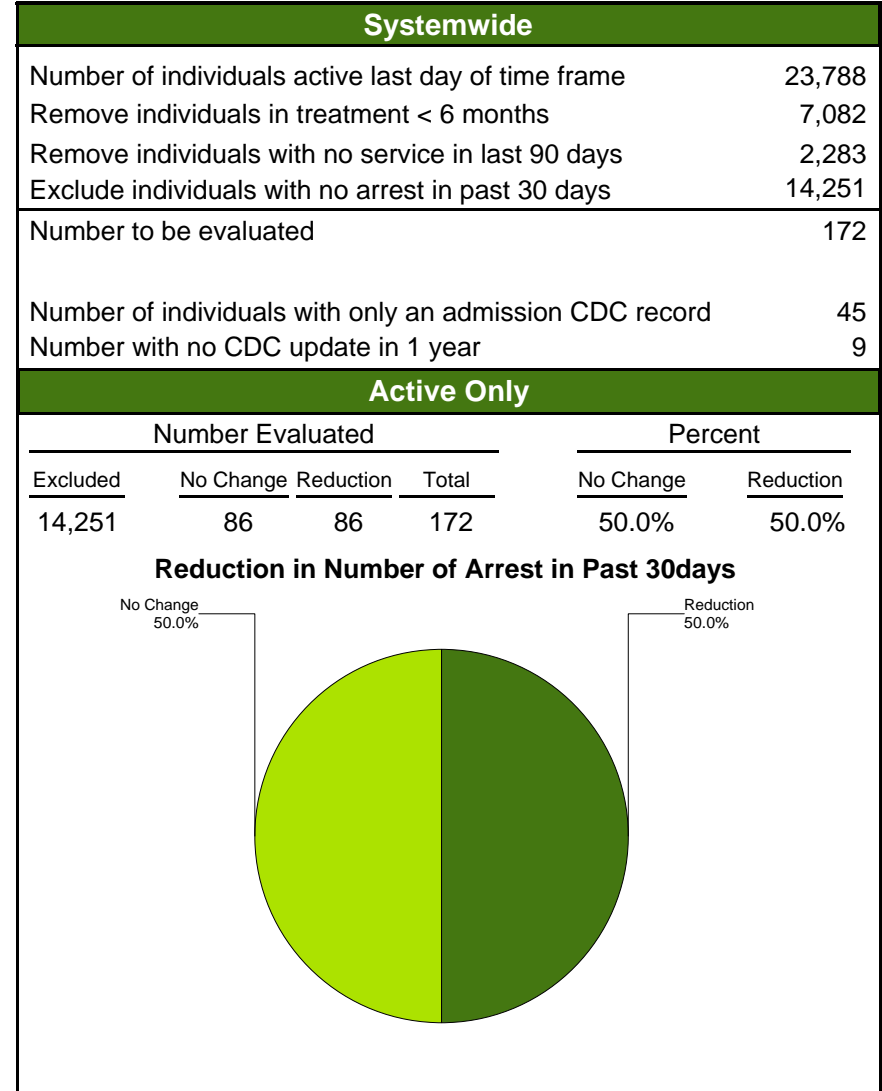
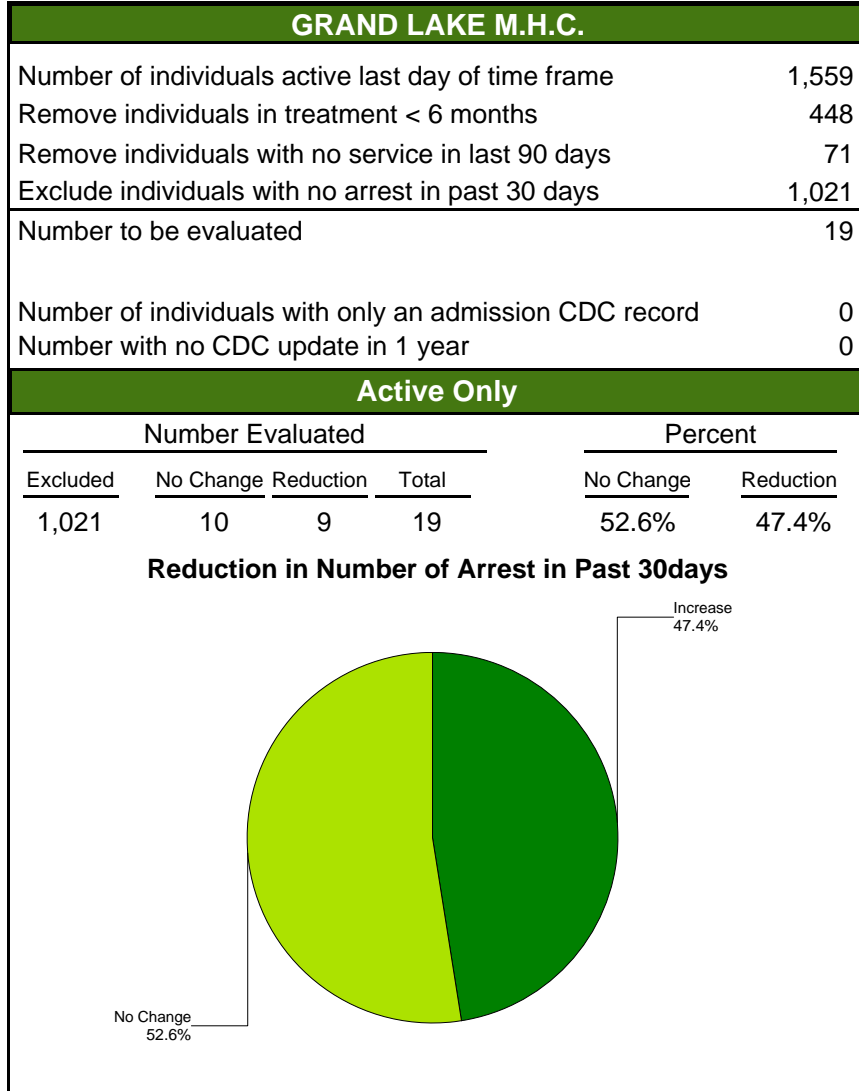
Other

- 63 - Moved
- 64 - Transferred to another treatment facility
- 65 - Incarcerated
- 68 - Death
- 69 - Failed to begin Treatment

Arrests - Pie Chart (Past 30 days)

Reduction in Number of Arrests in the Past 30 Days for Individuals Active in Outpatient on 12/31/2007
Or Discharged between 01/01/2007 and 12/31/2007

Agency: (554) GRAND LAKE M.H.C.
Contact Source: All Mental Health Contract Sources
Age Group: Adults (18+)



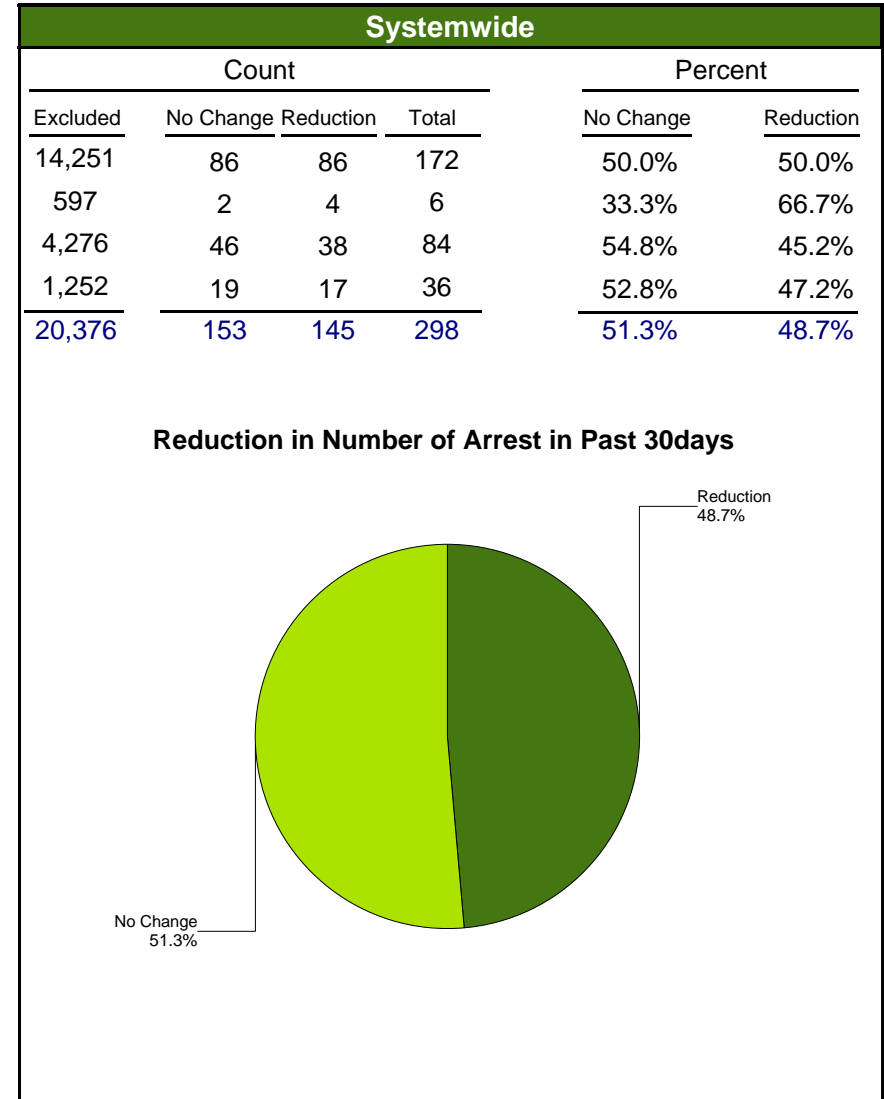
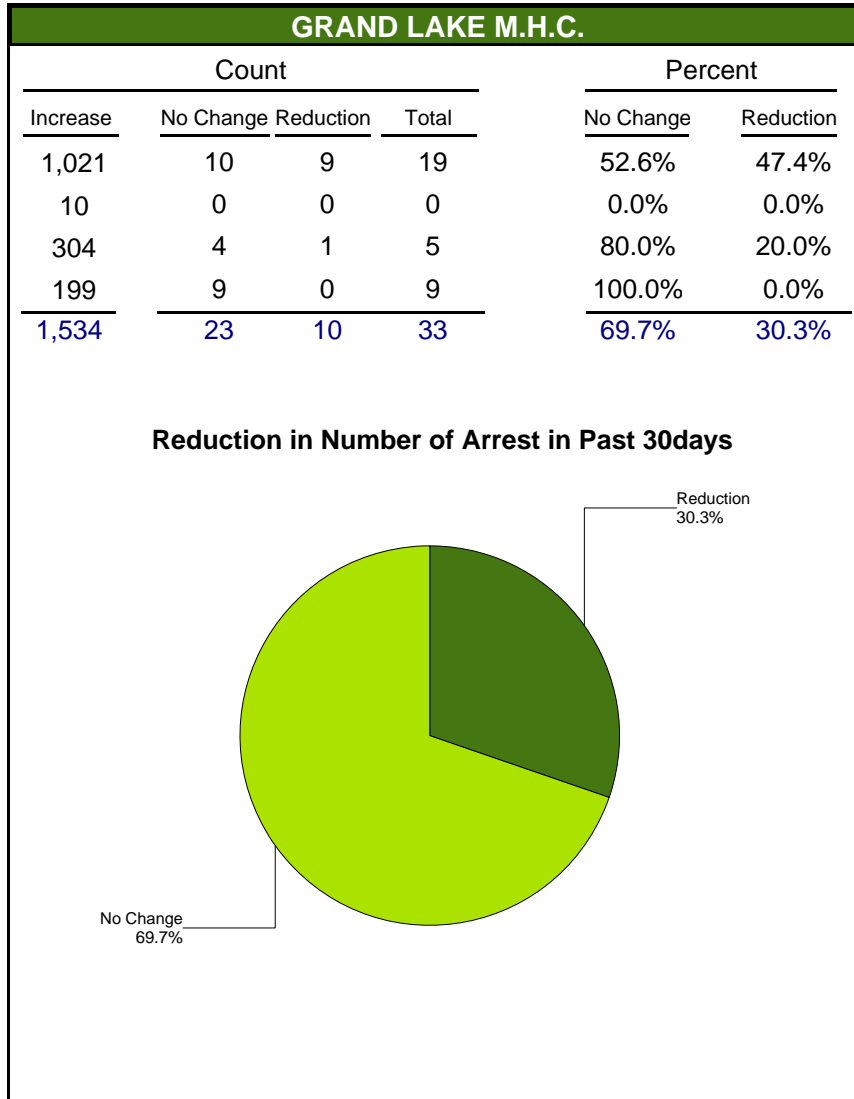
Arrests - Pie Chart (Past 30 days)

Reduction in Number of Arrests in the Past 30 Days for Individuals Active in Outpatient on 12/31/2007
Or Discharged between 01/01/2007 and 12/31/2007

Agency: (554) GRAND LAKE M.H.C.

Contact Source: All Mental Health Contract Sources

Age Group: Adults (18+)



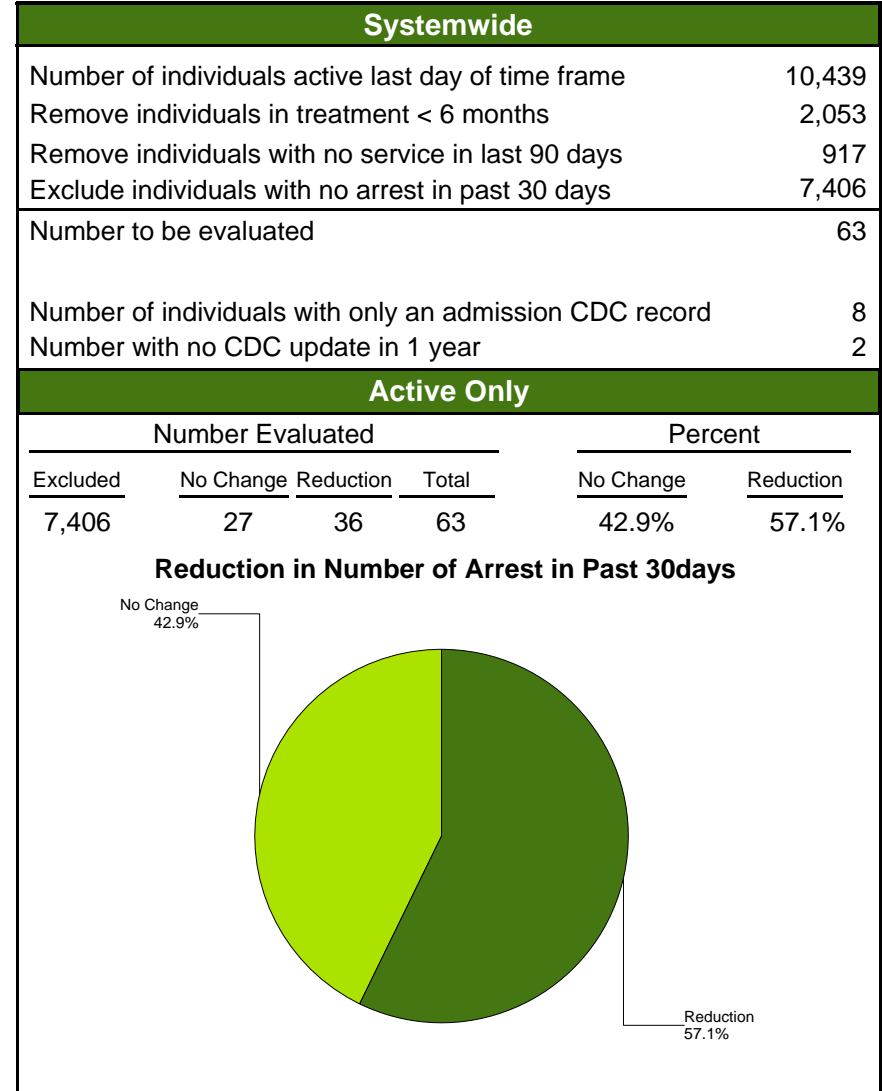
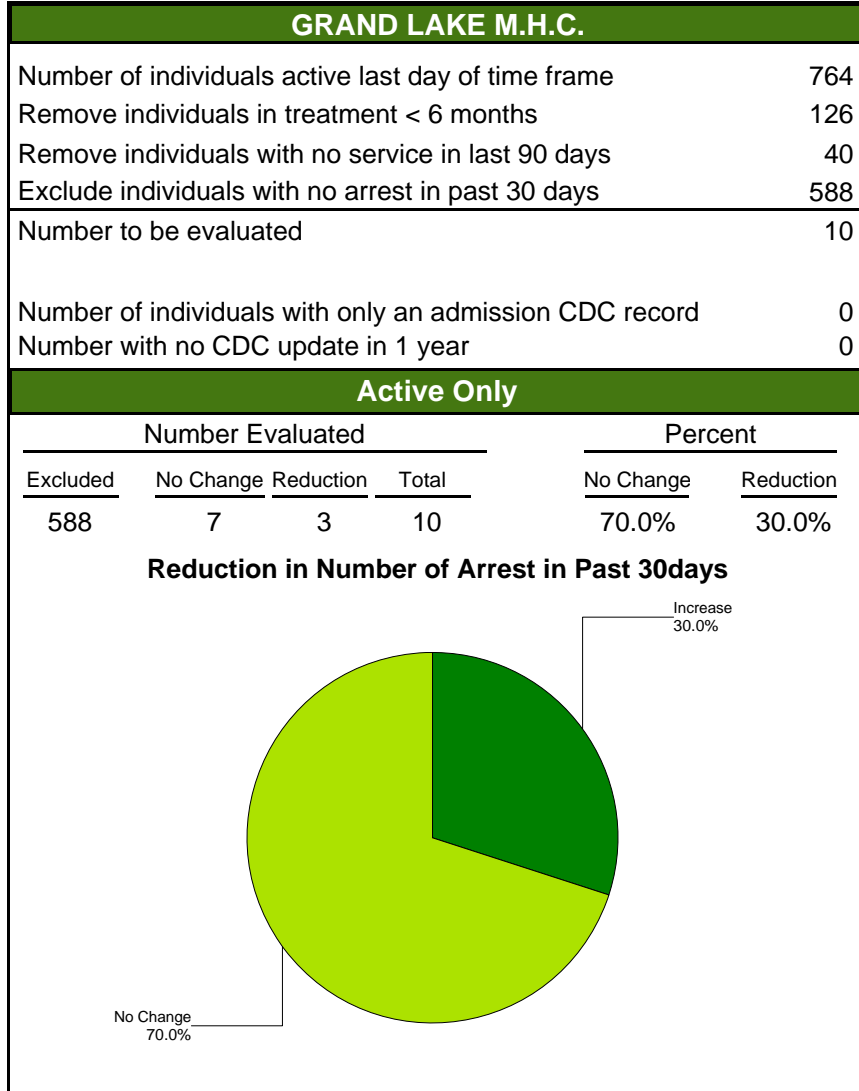
Arrests - Pie Chart (Past 30 days)

Reduction in Number of Arrests in the Past 30 Days for Individuals Active in Outpatient on 12/31/2007
Or Discharged between 01/01/2007 and 12/31/2007

Agency: (554) GRAND LAKE M.H.C.

Contact Source: All Mental Health Contract Source except 01

Age Group: Adults (18+)



Arrests - Pie Chart (Past 30 days)

Reduction in Number of Arrests in the Past 30 Days for Individuals Active in Outpatient on 12/31/2007
Or Discharged between 01/01/2007 and 12/31/2007

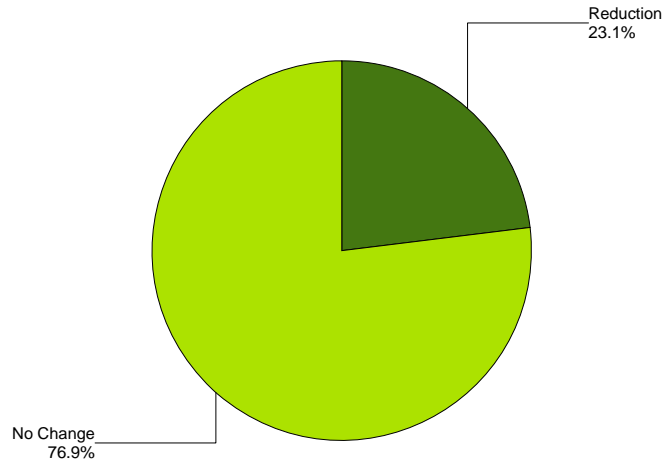
Agency: (554) GRAND LAKE M.H.C.

Contact Source: All Mental Health Contract Source except 01

Age Group: Adults (18+)

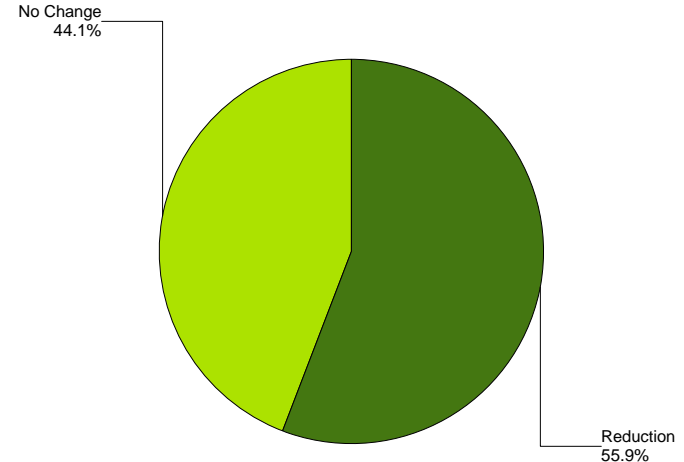
GRAND LAKE M.H.C.						
	Count				Percent	
	Increase	No Change	Reduction	Total	No Change	Reduction
Active Plus Discharged Individuals						
Active Clients	588	7	3	10	70.0%	30.0%
Planned	8	0	0	0	0.0%	0.0%
Unplanned	125	2	0	2	100.0%	0.0%
Other	86	1	0	1	100.0%	0.0%
Total	807	10	3	13	76.9%	23.1%

Reduction in Number of Arrest in Past 30days



Systemwide						
	Count				Percent	
	Excluded	No Change	Reduction	Total	No Change	Reduction
Active Plus Discharged Individuals						
Active Clients	7,406	27	36	63	42.9%	57.1%
Planned	318	0	1	1	0.0%	100.0%
Unplanned	1,710	11	9	20	55.0%	45.0%
Other	644	3	6	9	33.3%	66.7%
Total	10,078	41	52	93	44.1%	55.9%

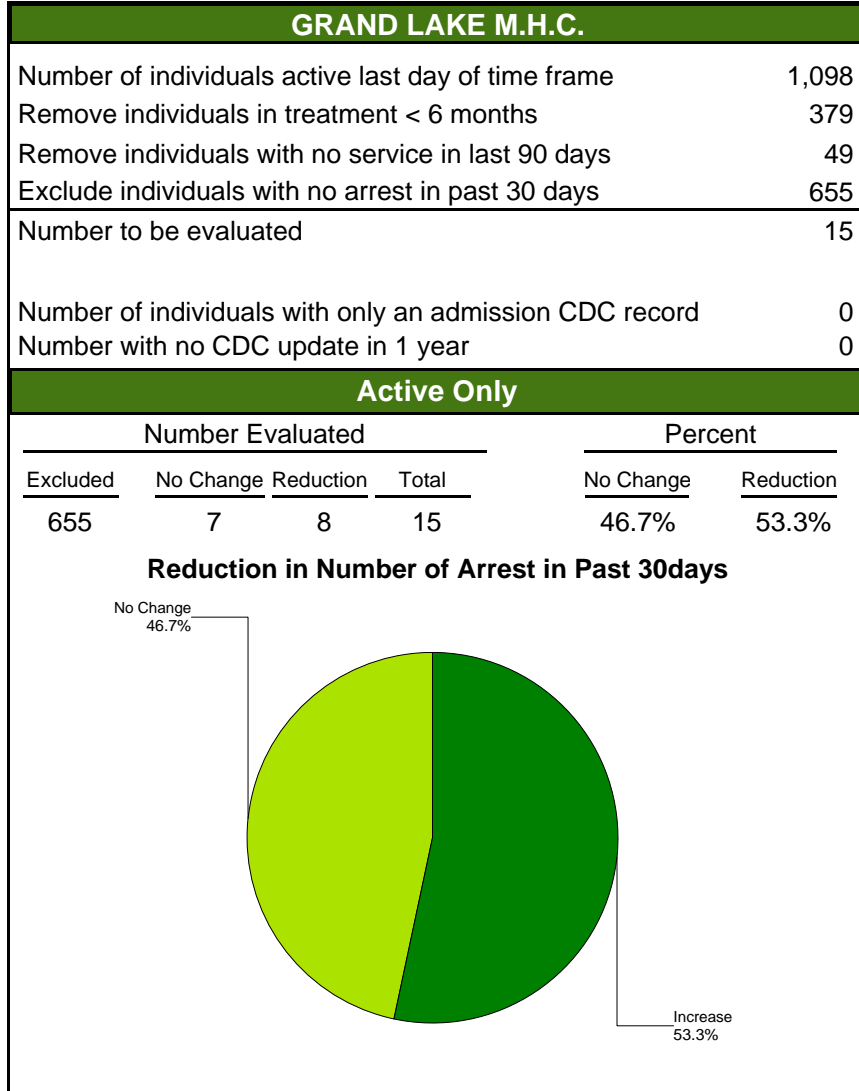
Reduction in Number of Arrest in Past 30days



Arrests - Pie Chart (Past 30 days)

Reduction in Number of Arrests in the Past 30 Days for Individuals Active in Outpatient on 12/31/2007
Or Discharged between 01/01/2007 and 12/31/2007

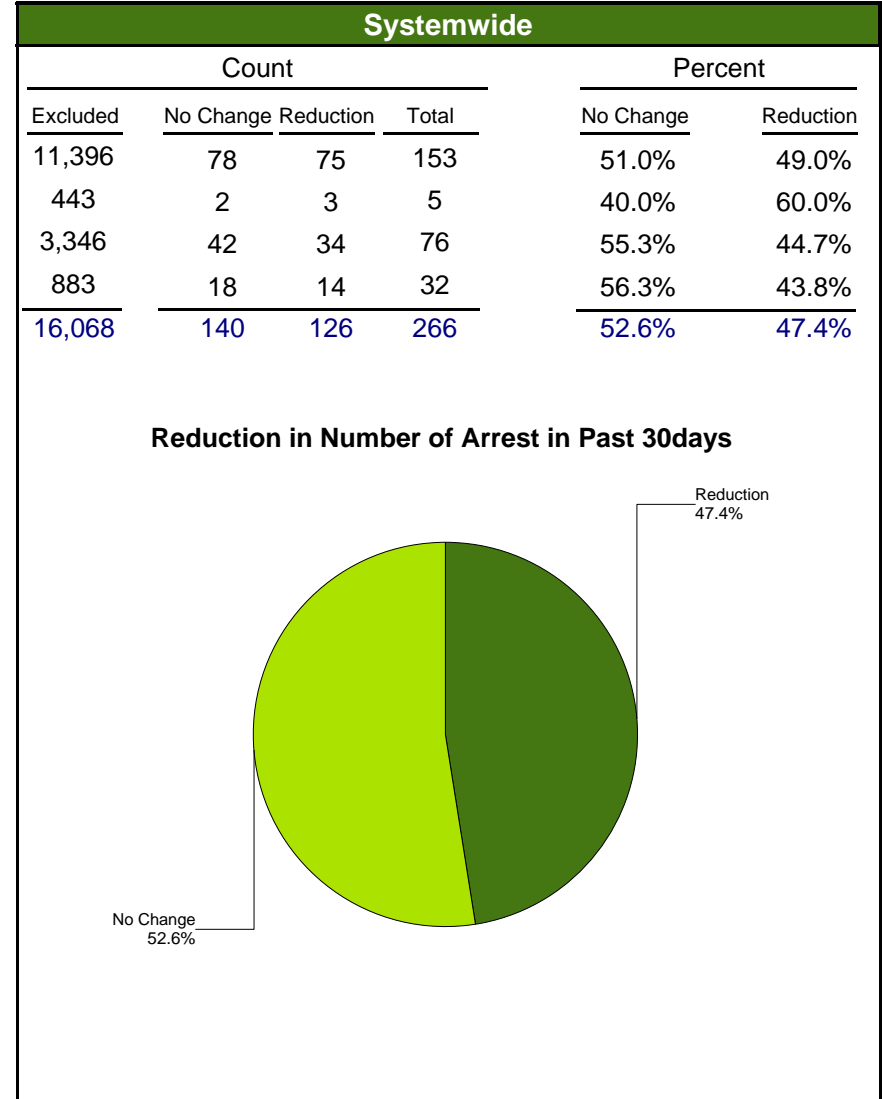
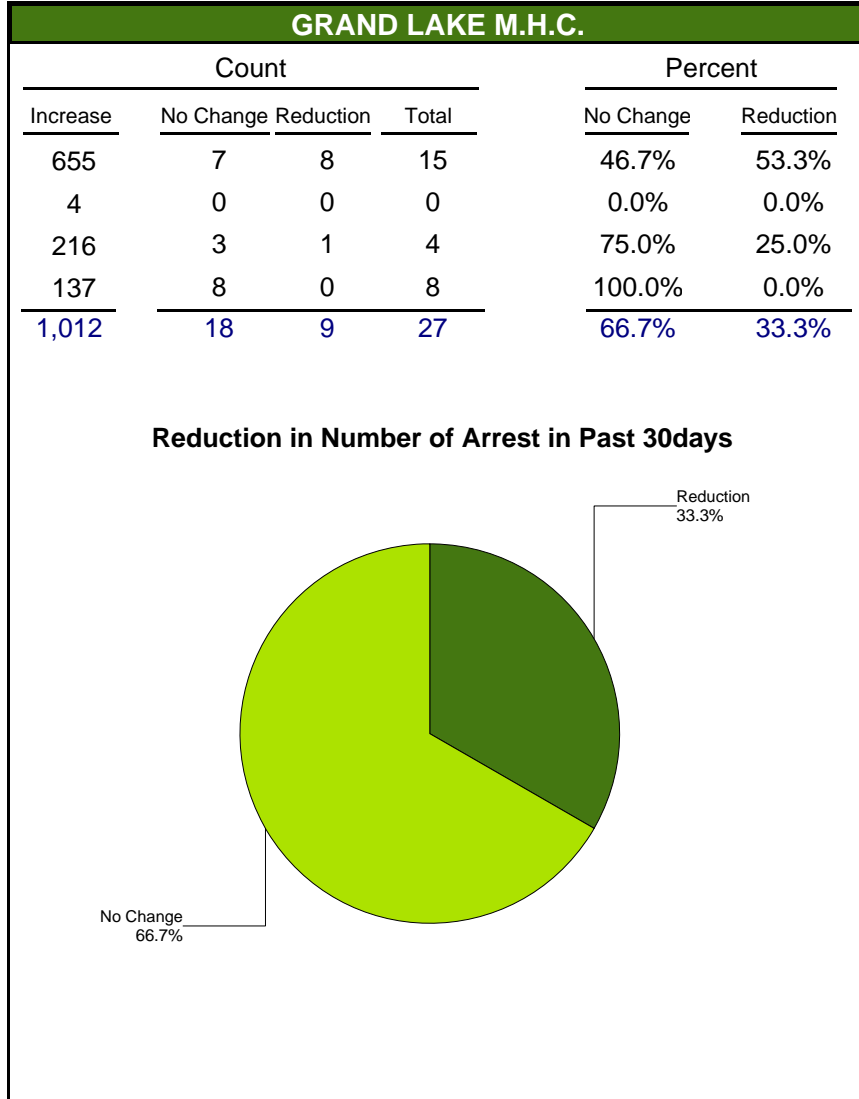
Agency: (554) GRAND LAKE M.H.C.
Contact Source: (01) COMMUNITY MENTAL HEALTH
Age Group: Adults (18+)



Arrests - Pie Chart (Past 30 days)

Reduction in Number of Arrests in the Past 30 Days for Individuals Active in Outpatient on 12/31/2007
Or Discharged between 01/01/2007 and 12/31/2007

Agency: (554) GRAND LAKE M.H.C.
Contact Source: (01) COMMUNITY MENTAL HEALTH
Age Group: Adults (18+)



Arrests - Pie Chart (Past 30 days)

Reduction in Number of Arrests in the Past 30 Days for Individuals Active in Outpatient on 12/31/2007
Or Discharged between 01/01/2007 and 12/31/2007

Agency: (554) GRAND LAKE M.H.C.
Contact Source: All Mental Health Contract Sources
Age Group: Children (0-17)

GRAND LAKE M.H.C.						
Number of individuals active last day of time frame						115
Remove individuals in treatment < 6 months						39
Remove individuals with no service in last 90 days						8
Exclude individuals with no arrest in past 30 days						68
Number to be evaluated						0
Number of individuals with only an admission CDC record						0
Number with no CDC update in 1 year						0
Active Only						
Number Evaluated				Percent		
Excluded	No Change	Reduction	Total	No Change	Reduction	
68	0	0	0	0.0%	0.0%	
Reduction in Number of Arrest in Past 30days						

Systemwide						
Number of individuals active last day of time frame						2,516
Remove individuals in treatment < 6 months						1,105
Remove individuals with no service in last 90 days						213
Exclude individuals with no arrest in past 30 days						1,194
Number to be evaluated						4
Number of individuals with only an admission CDC record						1
Number with no CDC update in 1 year						0
Active Only						
Number Evaluated				Percent		
Excluded	No Change	Reduction	Total	No Change	Reduction	
1,194	3	1	4	75.0%	25.0%	
Reduction in Number of Arrest in Past 30days						

A pie chart illustrating the distribution of arrest outcomes for the systemwide active only group. The chart is divided into two segments: a large light green segment representing 'No Change' at 75.0%, and a smaller dark green segment representing 'Reduction' at 25.0%. Lines connect the labels to their respective slices.

Arrests - Pie Chart (Past 30 days)

Reduction in Number of Arrests in the Past 30 Days for Individuals Active in Outpatient on 12/31/2007
Or Discharged between 01/01/2007 and 12/31/2007

Agency: (554) GRAND LAKE M.H.C.
Contact Source: All Mental Health Contract Sources
Age Group: Children (0-17)

GRAND LAKE M.H.C.						
Active Plus Discharged Individuals	Count				Percent	
	Increase	No Change	Reduction	Total	No Change	Reduction
Active Clients	68	0	0	0	0.0%	0.0%
Planned	1	0	0	0	0.0%	0.0%
Unplanned	29	0	0	0	0.0%	0.0%
Other	58	0	0	0	0.0%	0.0%
Total	156	0	0	0	0.0%	0.0%

Reduction in Number of Arrest in Past 30days

Systemwide						
Active Plus Discharged Individuals	Count				Percent	
	Excluded	No Change	Reduction	Total	No Change	Reduction
Active Clients	1,194	3	1	4	75.0%	25.0%
Planned	330	0	2	2	0.0%	100.0%
Unplanned	681	1	1	2	50.0%	50.0%
Other	314	1	1	2	50.0%	50.0%
Total	2,519	5	5	10	50.0%	50.0%

Reduction in Number of Arrest in Past 30days

The pie chart is divided into two equal halves. The left half is light green and labeled 'No Change 50.0%'. The right half is dark green and labeled 'Reduction 50.0%'.

Arrests - Pie Chart (Past 30 days)

Reduction in Number of Arrests in the Past 30 Days for Individuals Active in Outpatient on 12/31/2007
Or Discharged between 01/01/2007 and 12/31/2007

Agency: (554) GRAND LAKE M.H.C.

Contact Source: All Mental Health Contract Source except 01

Age Group: Children (0-17)

GRAND LAKE M.H.C.						
Number of individuals active last day of time frame						114
Remove individuals in treatment < 6 months						39
Remove individuals with no service in last 90 days						7
Exclude individuals with no arrest in past 30 days						68
Number to be evaluated						0
Number of individuals with only an admission CDC record						0
Number with no CDC update in 1 year						0
Active Only						
Number Evaluated			Percent			
<u>Excluded</u>	<u>No Change</u>	<u>Reduction</u>	<u>Total</u>	<u>No Change</u>	<u>Reduction</u>	
68	0	0	0	0.0%	0.0%	
Reduction in Number of Arrest in Past 30days						

Systemwide						
Number of individuals active last day of time frame						2,456
Remove individuals in treatment < 6 months						1,058
Remove individuals with no service in last 90 days						207
Exclude individuals with no arrest in past 30 days						1,187
Number to be evaluated						4
Number of individuals with only an admission CDC record						1
Number with no CDC update in 1 year						0
Active Only						
Number Evaluated			Percent			
<u>Excluded</u>	<u>No Change</u>	<u>Reduction</u>	<u>Total</u>	<u>No Change</u>	<u>Reduction</u>	
1,187	3	1	4	75.0%	25.0%	
Reduction in Number of Arrest in Past 30days						

A pie chart illustrating the distribution of arrest outcomes for the systemwide active only group. The chart is divided into two segments: a large light green segment representing 'No Change' at 75.0%, and a smaller dark green segment representing 'Reduction' at 25.0%. Lines connect the labels to their respective slices.

Arrests - Pie Chart (Past 30 days)

Reduction in Number of Arrests in the Past 30 Days for Individuals Active in Outpatient on 12/31/2007
Or Discharged between 01/01/2007 and 12/31/2007

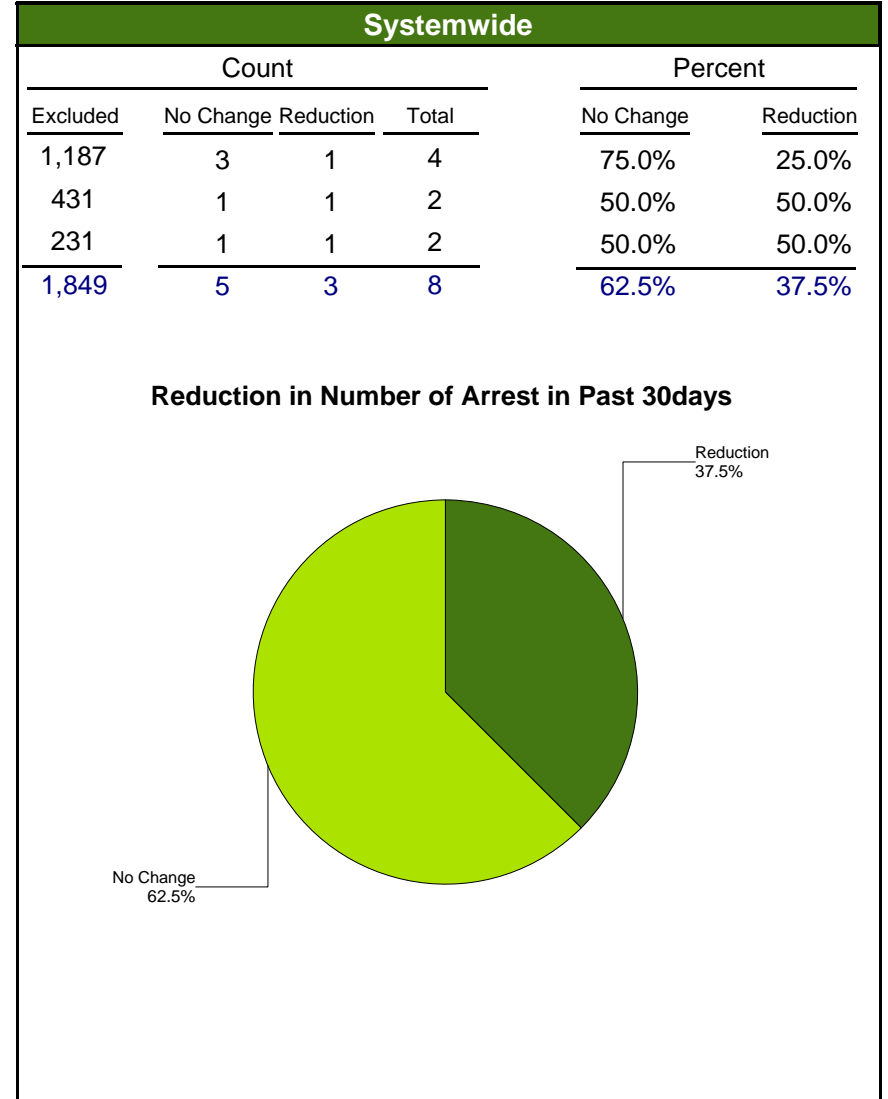
Agency: (554) GRAND LAKE M.H.C.

Contact Source: All Mental Health Contract Source except 01

Age Group: Children (0-17)

GRAND LAKE M.H.C.						
	Count				Percent	
	Increase	No Change	Reduction	Total	No Change	Reduction
Active Plus Discharged Individuals						
Active Clients	68	0	0	0	0.0%	0.0%
Unplanned	3	0	0	0	0.0%	0.0%
Other	30	0	0	0	0.0%	0.0%
Total	101	0	0	0	0.0%	0.0%

Reduction in Number of Arrest in Past 30days



Arrests - Pie Chart (Past 30 days)

Reduction in Number of Arrests in the Past 30 Days for Individuals Active in Outpatient on 12/31/2007
Or Discharged between 01/01/2007 and 12/31/2007

Agency: (554) GRAND LAKE M.H.C.
Contact Source: (01) COMMUNITY MENTAL HEALTH
Age Group: Children (0-17)

GRAND LAKE M.H.C.					
Number of individuals active last day of time frame		74			
Remove individuals in treatment < 6 months		2			
Remove individuals with no service in last 90 days		8			
Exclude individuals with no arrest in past 30 days		64			
Number to be evaluated		0			
Number of individuals with only an admission CDC record		0			
Number with no CDC update in 1 year		0			
Active Only					
Number Evaluated			Percent		
Excluded	No Change	Reduction	Total	No Change	Reduction
64	0	0	0	0.0%	0.0%
Reduction in Number of Arrest in Past 30days					

Systemwide					
Number of individuals active last day of time frame		1,029			
Remove individuals in treatment < 6 months		151			
Remove individuals with no service in last 90 days		133			
Exclude individuals with no arrest in past 30 days		742			
Number to be evaluated		3			
Number of individuals with only an admission CDC record		1			
Number with no CDC update in 1 year		0			
Active Only					
Number Evaluated			Percent		
Excluded	No Change	Reduction	Total	No Change	Reduction
742	2	1	3	66.7%	33.3%
Reduction in Number of Arrest in Past 30days					

No Change 66.7%

Reduction 33.3%

Arrests - Pie Chart (Past 30 days)

Reduction in Number of Arrests in the Past 30 Days for Individuals Active in Outpatient on 12/31/2007
Or Discharged between 01/01/2007 and 12/31/2007

Agency: (554) GRAND LAKE M.H.C.
Contact Source: (01) COMMUNITY MENTAL HEALTH
Age Group: Children (0-17)

GRAND LAKE M.H.C.						
Active Plus Discharged Individuals	Count				Percent	
	Increase	No Change	Reduction	Total	No Change	Reduction
Active Clients	64	0	0	0	0.0%	0.0%
Planned	1	0	0	0	0.0%	0.0%
Unplanned	29	0	0	0	0.0%	0.0%
Other	53	0	0	0	0.0%	0.0%
Total	147	0	0	0	0.0%	0.0%

Reduction in Number of Arrest in Past 30days

Systemwide						
Active Plus Discharged Individuals	Count				Percent	
	Excluded	No Change	Reduction	Total	No Change	Reduction
Active Clients	742	2	1	3	66.7%	33.3%
Planned	230	0	0	0	0.0%	0.0%
Unplanned	440	0	1	1	0.0%	100.0%
Other	209	0	0	0	0.0%	0.0%
Total	1,621	2	2	4	50.0%	50.0%

Reduction in Number of Arrest in Past 30days

The pie chart is divided into two equal halves. The left half is light green and labeled 'No Change 50.0%'. The right half is dark green and labeled 'Reduction 50.0%'.