

Arrests - Trend Line (Past 6 Months)

Reduction in Number of Arrests in Past 6 Months for Individuals Active in Outpatient
or Discharged in the Previous 12 Months at (554) GRAND LAKE M.H.C.

Report Date : 2/9/2008 **Data Last Updated on:** 02/03/2008

Report Description:

National Outcome Measures (NOMs): <http://www.nationaloutcomemeasures.samhsa.gov/>

Domain: Crime and Criminal Justice

Outcome: Decreased Criminal Justice Involvement

Measure: Change in number of arrests in past 30 days from admission to last transaction or admission to discharge.

The information provided in this report reflects the number of discharges during the time period, plus the number of active individuals at the end of the period. To be included in this report, at least one service must be reported after admission and the level of care for the individual must be outpatient. If an individual receives service under Contract Source 01 and another Mental Health Contract Source (see list below), they will be reported in each group.

DEFINITIONS:

Excluded: Number of individuals with missing or invalid data.

Reduction: Number of arrests was less at last transaction or discharge/level of care change than at admission.

Admission: Individual begins an outpatient treatment episode.

Discharge: Individual leaves outpatient treatment at that agency.

All Mental Health Contract Sources: Includes the following contract sources (01, 24, 25, 32, 39, 42, 43, 45, 47, 48, 50, 53, 55, 56, 57, 58, and 59).

What is excluded from the analysis:

1. Non-outpatient services/individuals
2. Crisis Services
3. Persons discharged within three months of admission.
4. Persons with less than three non-crisis services.

Notes:

Data for this report are only updated by ODMHSAS staff at intervals. If the "Data Last Updated on:" is more than two weeks past, please contact Mark A. Reynolds at mreynolds@odmhsas.org or (405) 522-3824.

Discharge Codes:	<u>Planned</u> 60 - Completed Treatment 61 - Completed Court Treatment 40 - Level of Care Change	<u>Unplanned</u> 62 - Left ACA/90 Days 66 - Broke Rules 67 - AWOL 70 - Discharge Due to Treatment Incompatibility 92 - No service in 180 Days (auto-discharge)	<u>Other</u> 63 - Moved 64 - Transferred to another treatment facility 65 - Incarcerated 68 - Death 69 - Failed to begin Treatment
-------------------------	---	---	---

Arrests - Trend Line (Past 6 Months)

Reduction in Number of Arrests in Past 6 Months for Individuals Active in Outpatient

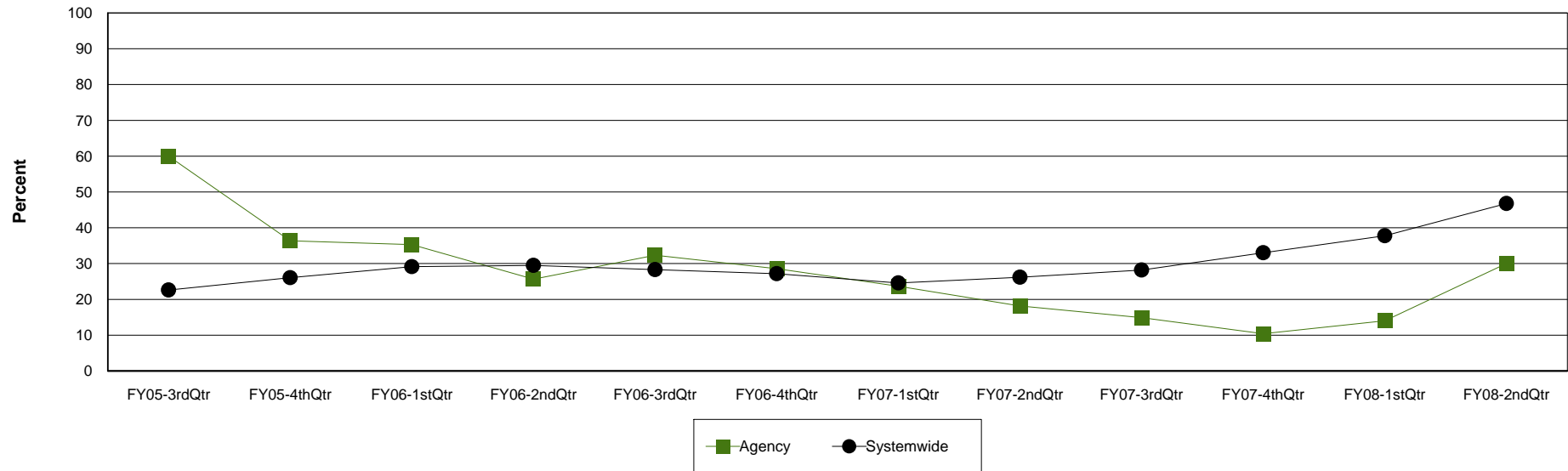
Agency: (554) GRAND LAKE M.H.C.

Level of Care: Outpatient

Contract Source: All Mental Health Contract Sources

Age Group: Adults (18+)

at GRAND LAKE M.H.C.



Agency	FY05-3rdQtr	FY05-4thQtr	FY06-1stQtr	FY06-2ndQtr	FY06-3rdQtr	FY06-4thQtr	FY07-1stQtr	FY07-2ndQtr	FY07-3rdQtr	FY07-4thQtr	FY08-1stQtr	FY08-2ndQtr
Reduction	6	8	12	10	11	10	9	8	7	5	8	18
Discharges	10	22	34	39	34	35	38	44	47	48	57	60
Percent	60.0%	36.4%	35.3%	25.6%	32.4%	28.6%	23.7%	18.2%	14.9%	10.4%	14.0%	30.0%

Systemwide	FY05-3rdQtr	FY05-4thQtr	FY06-1stQtr	FY06-2ndQtr	FY06-3rdQtr	FY06-4thQtr	FY07-1stQtr	FY07-2ndQtr	FY07-3rdQtr	FY07-4thQtr	FY08-1stQtr	FY08-2ndQtr
Reduction	26	62	104	133	152	162	152	167	183	213	261	341
Discharges	115	238	357	451	537	596	618	638	649	645	691	729
Percent	22.6%	26.1%	29.1%	29.5%	28.3%	27.2%	24.6%	26.2%	28.2%	33.0%	37.8%	46.8%

Arrests - Trend Line (Past 6 Months)

Reduction in Number of Arrests in Past 6 Months for Individuals Active in Outpatient

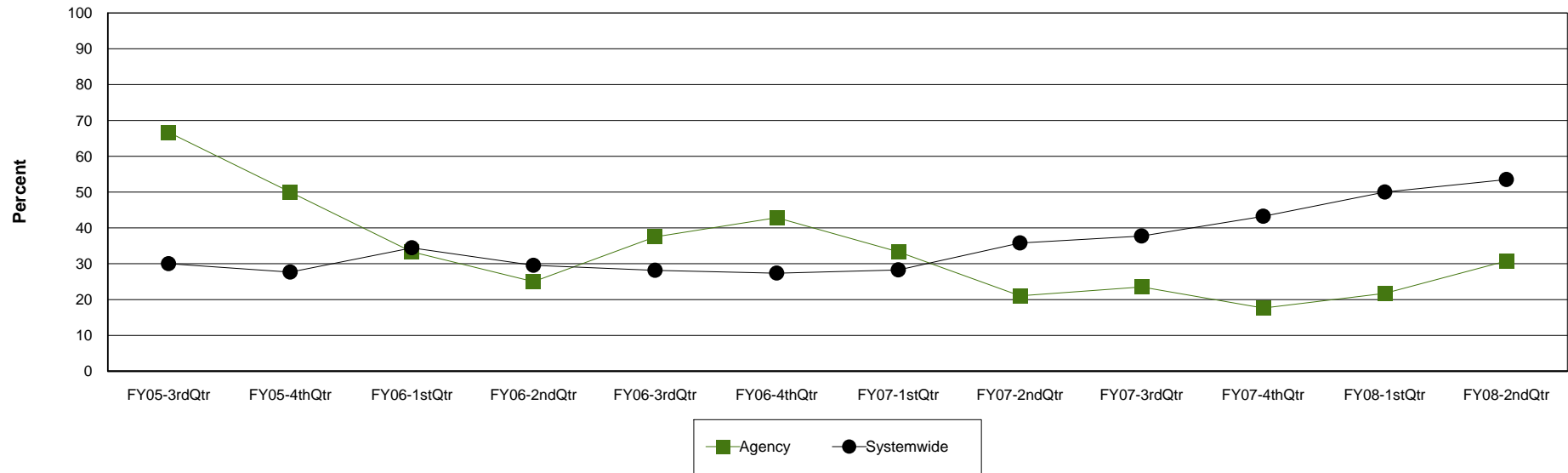
Agency: (554) GRAND LAKE M.H.C.

Level of Care: Outpatient

Contract Source: All Mental Health Contract Source except 01

Age Group: Adults (18+)

at GRAND LAKE M.H.C.



Agency	FY05-3rdQtr	FY05-4thQtr	FY06-1stQtr	FY06-2ndQtr	FY06-3rdQtr	FY06-4thQtr	FY07-1stQtr	FY07-2ndQtr	FY07-3rdQtr	FY07-4thQtr	FY08-1stQtr	FY08-2ndQtr
Reduction	2	3	3	2	3	3	4	4	4	3	5	8
Discharges	3	6	9	8	8	7	12	19	17	17	23	26
Percent	66.7%	50.0%	33.3%	25.0%	37.5%	42.9%	33.3%	21.1%	23.5%	17.6%	21.7%	30.8%

Systemwide	FY05-3rdQtr	FY05-4thQtr	FY06-1stQtr	FY06-2ndQtr	FY06-3rdQtr	FY06-4thQtr	FY07-1stQtr	FY07-2ndQtr	FY07-3rdQtr	FY07-4thQtr	FY08-1stQtr	FY08-2ndQtr
Reduction	6	13	31	39	49	49	54	73	83	99	126	138
Discharges	20	47	90	132	174	179	191	204	220	229	252	258
Percent	30.0%	27.7%	34.4%	29.5%	28.2%	27.4%	28.3%	35.8%	37.7%	43.2%	50.0%	53.5%

Arrests - Trend Line (Past 6 Months)

Reduction in Number of Arrests in Past 6 Months for Individuals Active in Outpatient

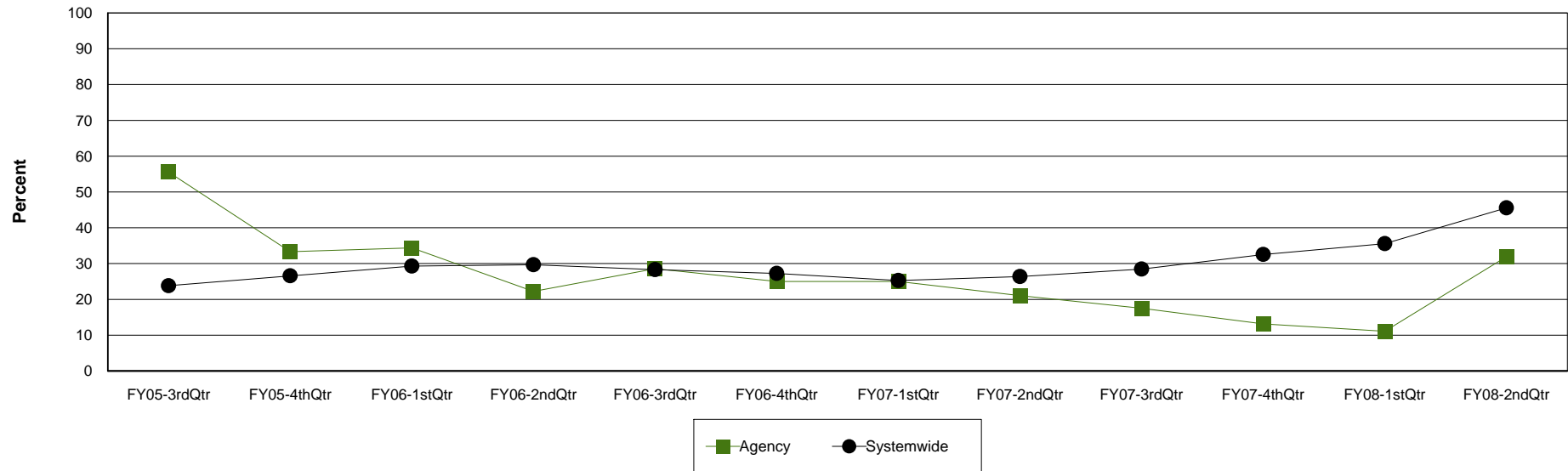
Agency: (554) GRAND LAKE M.H.C.

Level of Care: Outpatient

Contract Source: (01) COMMUNITY MENTAL HEALTH

Age Group: Adults (18+)

at GRAND LAKE M.H.C.



Agency	FY05-3rdQtr	FY05-4thQtr	FY06-1stQtr	FY06-2ndQtr	FY06-3rdQtr	FY06-4thQtr	FY07-1stQtr	FY07-2ndQtr	FY07-3rdQtr	FY07-4thQtr	FY08-1stQtr	FY08-2ndQtr
Reduction	5	7	11	8	8	8	8	8	7	5	5	15
Discharges	9	21	32	36	28	32	32	38	40	38	45	47
Percent	55.6%	33.3%	34.4%	22.2%	28.6%	25.0%	25.0%	21.1%	17.5%	13.2%	11.1%	31.9%

Systemwide	FY05-3rdQtr	FY05-4thQtr	FY06-1stQtr	FY06-2ndQtr	FY06-3rdQtr	FY06-4thQtr	FY07-1stQtr	FY07-2ndQtr	FY07-3rdQtr	FY07-4thQtr	FY08-1stQtr	FY08-2ndQtr
Reduction	25	59	97	122	137	146	139	148	160	178	212	292
Discharges	105	222	331	411	484	536	550	561	562	547	596	641
Percent	23.8%	26.6%	29.3%	29.7%	28.3%	27.2%	25.3%	26.4%	28.5%	32.5%	35.6%	45.6%

Arrests - Trend Line (Past 6 Months)

Reduction in Number of Arrests in Past 6 Months for Individuals Active in Outpatient

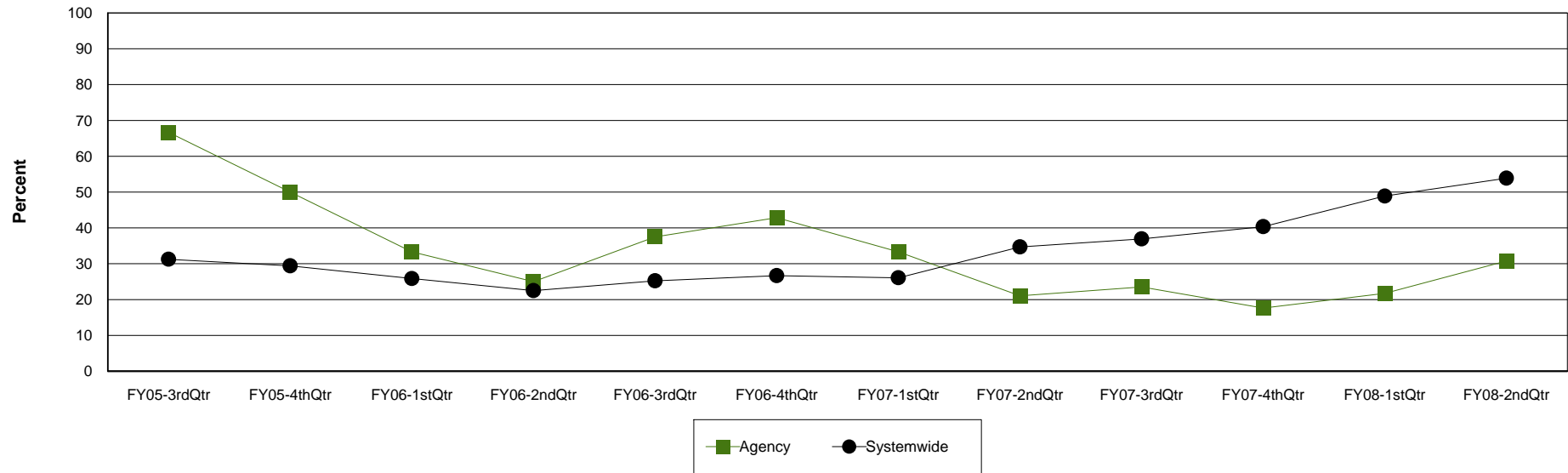
Agency: (554) GRAND LAKE M.H.C.

Level of Care: Outpatient

Contract Source: (50) MEDICAID SERVICES FOR WHICH DMHSAS PAYS

Age Group: Adults (18+)

at GRAND LAKE M.H.C.



Agency	FY05-3rdQtr	FY05-4thQtr	FY06-1stQtr	FY06-2ndQtr	FY06-3rdQtr	FY06-4thQtr	FY07-1stQtr	FY07-2ndQtr	FY07-3rdQtr	FY07-4thQtr	FY08-1stQtr	FY08-2ndQtr
Reduction	2	3	3	2	3	3	4	4	4	3	5	8
Discharges	3	6	9	8	8	7	12	19	17	17	23	26
Percent	66.7%	50.0%	33.3%	25.0%	37.5%	42.9%	33.3%	21.1%	23.5%	17.6%	21.7%	30.8%

Systemwide	FY05-3rdQtr	FY05-4thQtr	FY06-1stQtr	FY06-2ndQtr	FY06-3rdQtr	FY06-4thQtr	FY07-1stQtr	FY07-2ndQtr	FY07-3rdQtr	FY07-4thQtr	FY08-1stQtr	FY08-2ndQtr
Reduction	5	10	15	18	28	32	36	51	58	67	88	97
Discharges	16	34	58	80	111	120	138	147	157	166	180	180
Percent	31.3%	29.4%	25.9%	22.5%	25.2%	26.7%	26.1%	34.7%	36.9%	40.4%	48.9%	53.9%

Arrests - Trend Line (Past 6 Months)

Reduction in Number of Arrests in Past 6 Months for Individuals Active in Outpatient

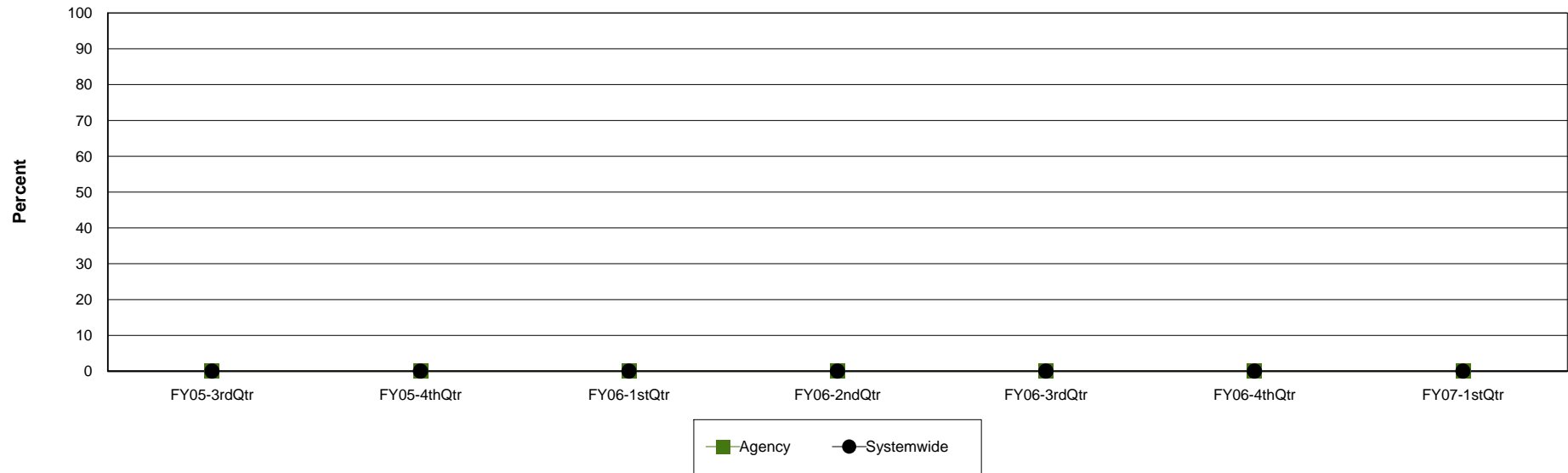
Agency: (554) GRAND LAKE M.H.C.

Level of Care: Outpatient

Contract Source: (51) NON-MEDICAID REIMBURSABLE SERVICES TO

Age Group: Adults (18+)

at GRAND LAKE M.H.C.



Agency	FY05-3rdQtr	FY05-4thQtr	FY06-1stQtr	FY06-2ndQtr	FY06-3rdQtr	FY06-4thQtr	FY07-1stQtr
Reduction	0	0	0	0	0	0	0
Discharges	0	0	0	0	0	0	0
Percent	0.0%	0.0%	0.0%	0.0%	0.0%	0.0%	0.0%

Systemwide	FY05-3rdQtr	FY05-4thQtr	FY06-1stQtr	FY06-2ndQtr	FY06-3rdQtr	FY06-4thQtr	FY07-1stQtr
Reduction	0	0	0	0	0	0	0
Discharges	0	0	0	0	0	0	0
Percent	0.0%	0.0%	0.0%	0.0%	0.0%	0.0%	0.0%

Arrests - Trend Line (Past 6 Months)

Reduction in Number of Arrests in Past 6 Months for Individuals Active in Outpatient

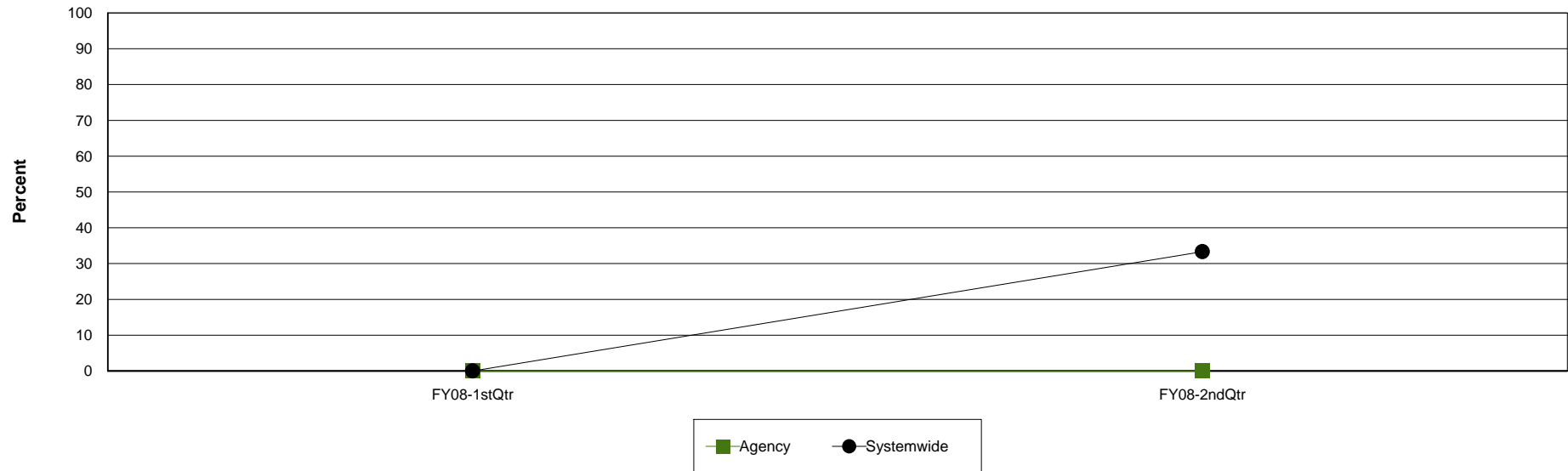
Agency: (554) GRAND LAKE M.H.C.

Level of Care: Outpatient

Contract Source: (55) Child Basic-State

Age Group: Adults (18+)

at GRAND LAKE M.H.C.



Agency	FY08-1stQtr	FY08-2ndQtr
Reduction	0	0
Discharges	0	0
Percent	0.0%	0.0%

Systemwide	FY08-1stQtr	FY08-2ndQtr
Reduction	0	1
Discharges	1	3
Percent	0.0%	33.3%

Arrests - Trend Line (Past 6 Months)

Reduction in Number of Arrests in Past 6 Months for Individuals Active in Outpatient

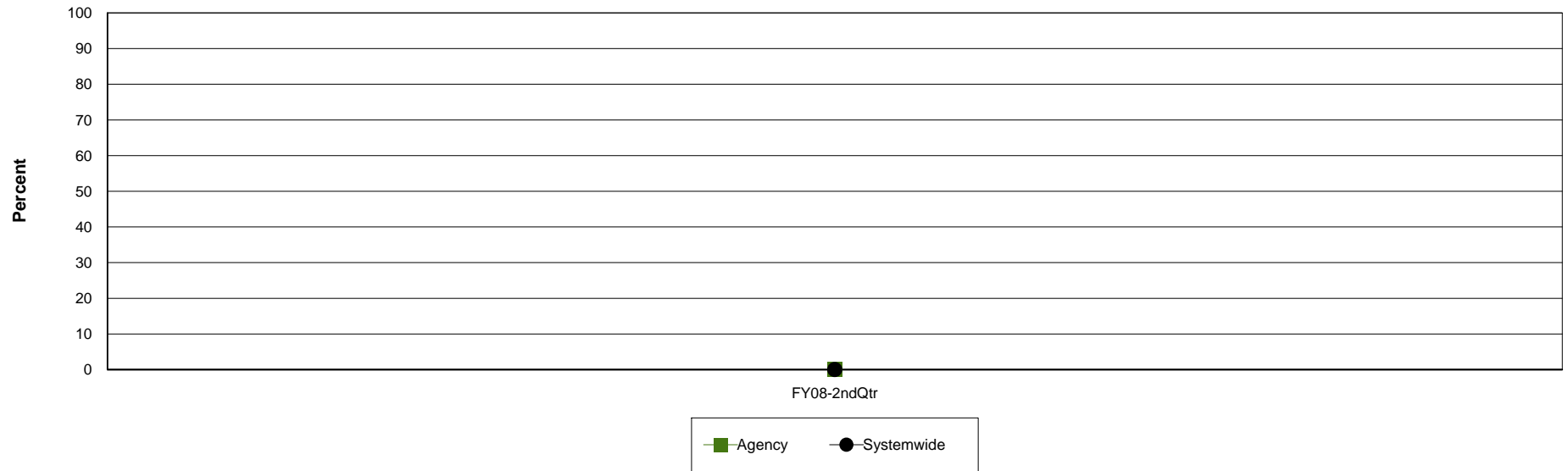
Agency: (554) GRAND LAKE M.H.C.

Level of Care: Outpatient

Contract Source: (56) Transition Services - Children

Age Group: Adults (18+)

at GRAND LAKE M.H.C.



Agency	FY08-2ndQtr
Reduction	0
Discharges	0
Percent	0.0%

Systemwide	FY08-2ndQtr
Reduction	0
Discharges	0
Percent	0.0%

Arrests - Trend Line (Past 6 Months)

Reduction in Number of Arrests in Past 6 Months for Individuals Active in Outpatient

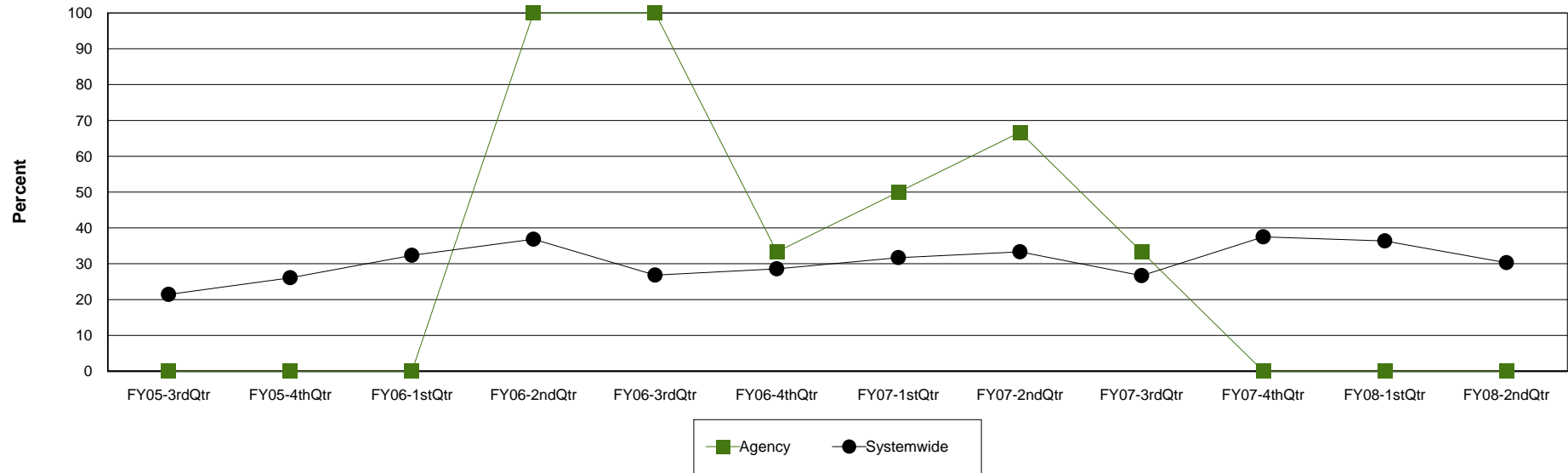
Agency: (554) GRAND LAKE M.H.C.

Level of Care: Outpatient

Contract Source: All Mental Health Contract Sources

Age Group: Children (0-17)

at GRAND LAKE M.H.C.



Agency	FY05-3rdQtr	FY05-4thQtr	FY06-1stQtr	FY06-2ndQtr	FY06-3rdQtr	FY06-4thQtr	FY07-1stQtr	FY07-2ndQtr	FY07-3rdQtr	FY07-4thQtr	FY08-1stQtr	FY08-2ndQtr
Reduction	0	0	0	1	1	1	2	2	1	0	0	0
Discharges	0	0	0	1	1	3	4	3	3	2	2	2
Percent	0.0%	0.0%	0.0%	100.0%	100.0%	33.3%	50.0%	66.7%	33.3%	0.0%	0.0%	0.0%

Systemwide	FY05-3rdQtr	FY05-4thQtr	FY06-1stQtr	FY06-2ndQtr	FY06-3rdQtr	FY06-4thQtr	FY07-1stQtr	FY07-2ndQtr	FY07-3rdQtr	FY07-4thQtr	FY08-1stQtr	FY08-2ndQtr
Reduction	3	6	11	14	11	12	13	13	8	12	12	10
Discharges	14	23	34	38	41	42	41	39	30	32	33	33
Percent	21.4%	26.1%	32.4%	36.8%	26.8%	28.6%	31.7%	33.3%	26.7%	37.5%	36.4%	30.3%

Arrests - Trend Line (Past 6 Months)

Reduction in Number of Arrests in Past 6 Months for Individuals Active in Outpatient

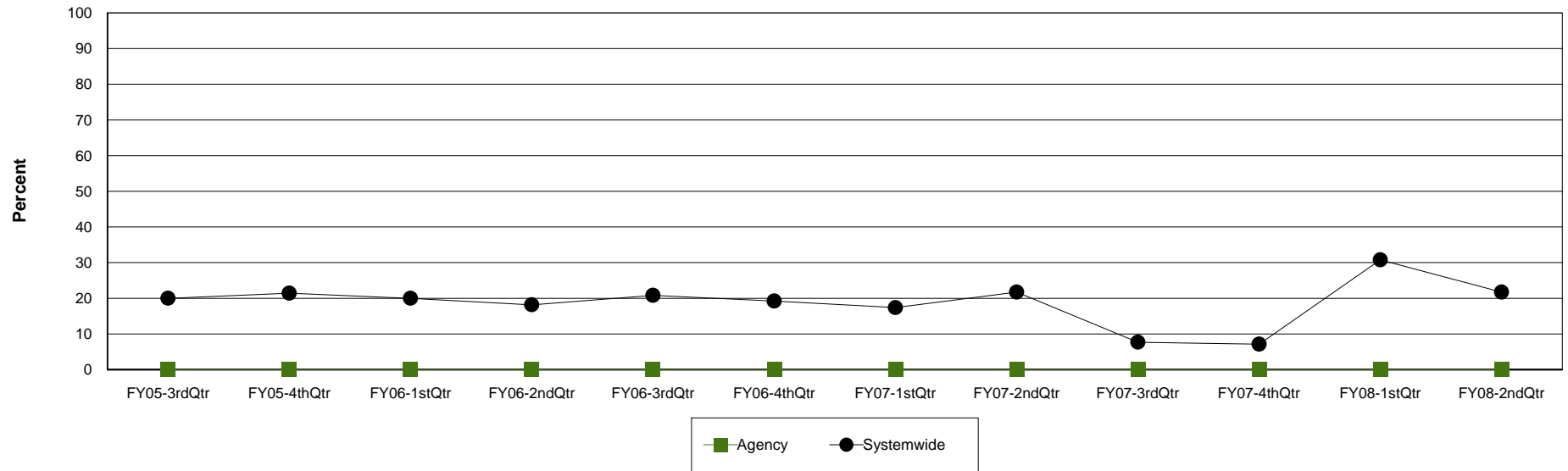
Agency: (554) GRAND LAKE M.H.C.

Level of Care: Outpatient

Contract Source: All Mental Health Contract Source except 01

Age Group: Children (0-17)

at GRAND LAKE M.H.C.



Agency	FY05-3rdQtr	FY05-4thQtr	FY06-1stQtr	FY06-2ndQtr	FY06-3rdQtr	FY06-4thQtr	FY07-1stQtr	FY07-2ndQtr	FY07-3rdQtr	FY07-4thQtr	FY08-1stQtr	FY08-2ndQtr
Reduction	0	0	0	0	0	0	0	0	0	0	0	0
Discharges	0	0	0	0	0	0	0	0	0	1	1	1
Percent	0.0%	0.0%	0.0%	0.0%	0.0%	0.0%	0.0%	0.0%	0.0%	0.0%	0.0%	0.0%

Systemwide	FY05-3rdQtr	FY05-4thQtr	FY06-1stQtr	FY06-2ndQtr	FY06-3rdQtr	FY06-4thQtr	FY07-1stQtr	FY07-2ndQtr	FY07-3rdQtr	FY07-4thQtr	FY08-1stQtr	FY08-2ndQtr
Reduction	2	3	4	4	5	5	4	5	1	1	4	5
Discharges	10	14	20	22	24	26	23	23	13	14	13	23
Percent	20.0%	21.4%	20.0%	18.2%	20.8%	19.2%	17.4%	21.7%	7.7%	7.1%	30.8%	21.7%

Arrests - Trend Line (Past 6 Months)

Reduction in Number of Arrests in Past 6 Months for Individuals Active in Outpatient

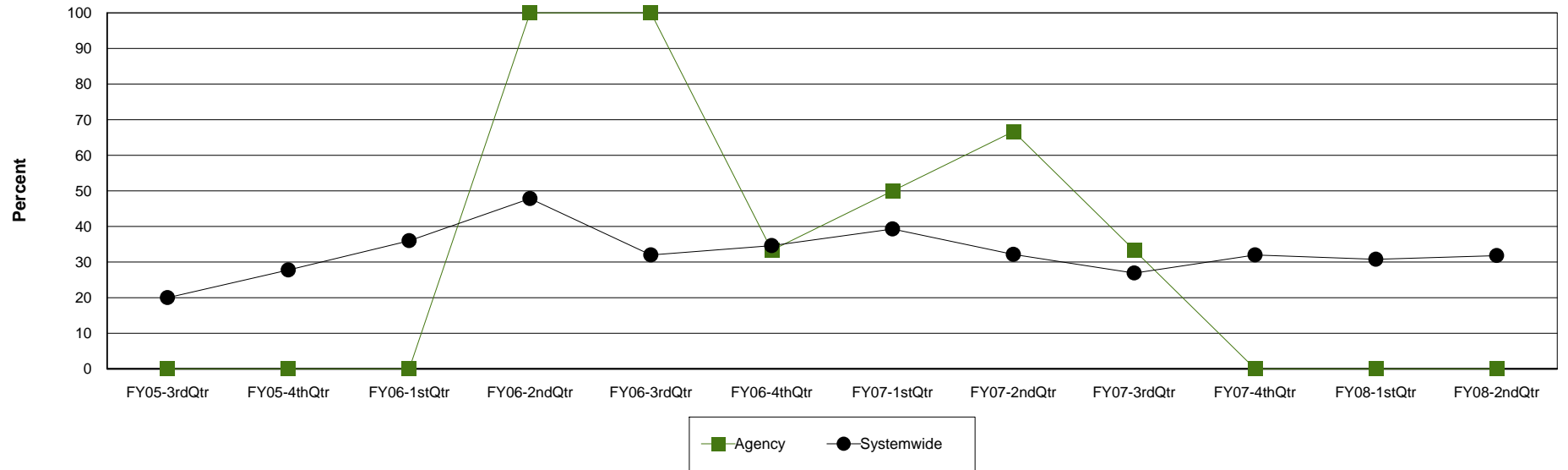
Agency: (554) GRAND LAKE M.H.C.

Level of Care: Outpatient

Contract Source: (01) COMMUNITY MENTAL HEALTH

Age Group: Children (0-17)

at GRAND LAKE M.H.C.



Agency	FY05-3rdQtr	FY05-4thQtr	FY06-1stQtr	FY06-2ndQtr	FY06-3rdQtr	FY06-4thQtr	FY07-1stQtr	FY07-2ndQtr	FY07-3rdQtr	FY07-4thQtr	FY08-1stQtr	FY08-2ndQtr
Reduction	0	0	0	1	1	1	2	2	1	0	0	0
Discharges	0	0	0	1	1	3	4	3	3	2	2	2
Percent	0.0%	0.0%	0.0%	100.0%	100.0%	33.3%	50.0%	66.7%	33.3%	0.0%	0.0%	0.0%

Systemwide	FY05-3rdQtr	FY05-4thQtr	FY06-1stQtr	FY06-2ndQtr	FY06-3rdQtr	FY06-4thQtr	FY07-1stQtr	FY07-2ndQtr	FY07-3rdQtr	FY07-4thQtr	FY08-1stQtr	FY08-2ndQtr
Reduction	2	5	9	11	8	9	11	9	7	8	8	7
Discharges	10	18	25	23	25	26	28	28	26	25	26	22
Percent	20.0%	27.8%	36.0%	47.8%	32.0%	34.6%	39.3%	32.1%	26.9%	32.0%	30.8%	31.8%

Arrests - Trend Line (Past 6 Months)

Reduction in Number of Arrests in Past 6 Months for Individuals Active in Outpatient

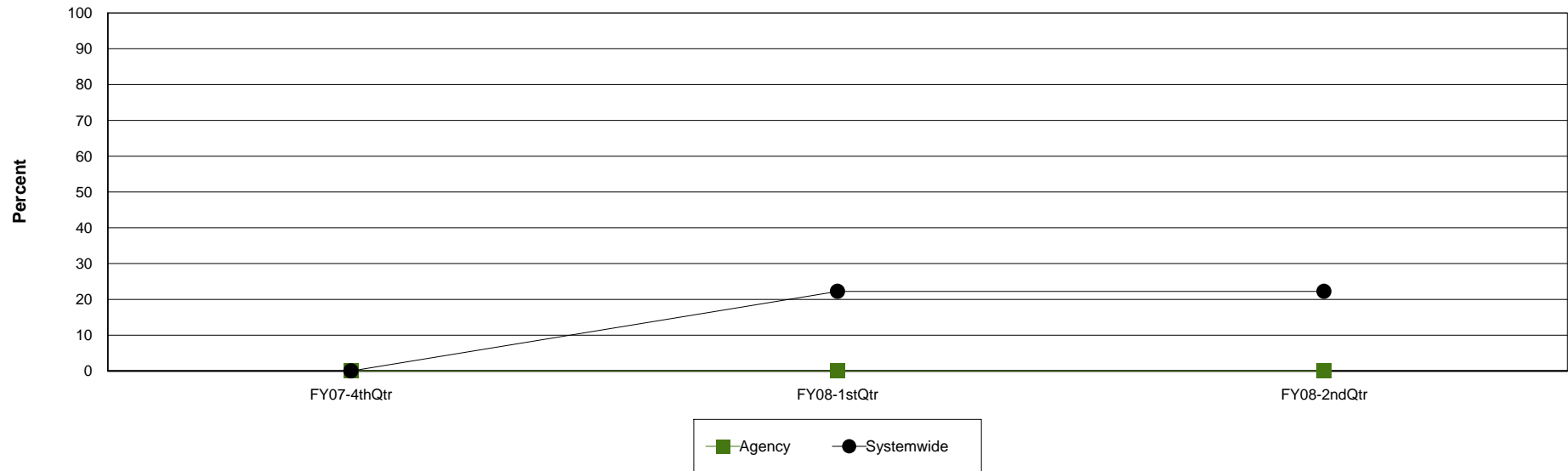
Agency: (554) GRAND LAKE M.H.C.

Level of Care: Outpatient

Contract Source: (39) CHILDREN'S SYSTEM OF CARE PILOT PROGRAM

Age Group: Children (0-17)

at GRAND LAKE M.H.C.



Agency	FY07-4thQtr	FY08-1stQtr	FY08-2ndQtr
Reduction	0	0	0
Discharges	0	0	0
Percent	0.0%	0.0%	0.0%

Systemwide	FY07-4thQtr	FY08-1stQtr	FY08-2ndQtr
Reduction	0	2	2
Discharges	8	9	9
Percent	0.0%	22.2%	22.2%

Arrests - Trend Line (Past 6 Months)

Reduction in Number of Arrests in Past 6 Months for Individuals Active in Outpatient

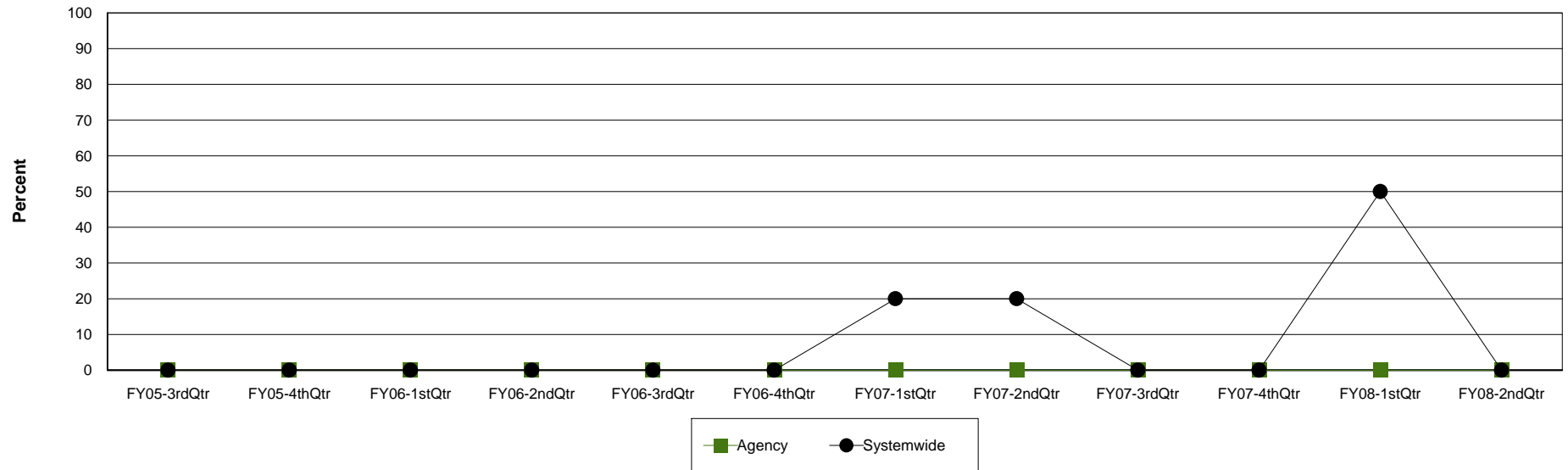
Agency: (554) GRAND LAKE M.H.C.

Level of Care: Outpatient

Contract Source: (50) MEDICAID SERVICES FOR WHICH DMHSAS PAYS

Age Group: Children (0-17)

at GRAND LAKE M.H.C.



Agency	FY05-3rdQtr	FY05-4thQtr	FY06-1stQtr	FY06-2ndQtr	FY06-3rdQtr	FY06-4thQtr	FY07-1stQtr	FY07-2ndQtr	FY07-3rdQtr	FY07-4thQtr	FY08-1stQtr	FY08-2ndQtr
Reduction	0	0	0	0	0	0	0	0	0	0	0	0
Discharges	0	0	0	0	0	0	0	0	0	1	1	1
Percent	0.0%	0.0%	0.0%	0.0%	0.0%	0.0%	0.0%	0.0%	0.0%	0.0%	0.0%	0.0%

Systemwide	FY05-3rdQtr	FY05-4thQtr	FY06-1stQtr	FY06-2ndQtr	FY06-3rdQtr	FY06-4thQtr	FY07-1stQtr	FY07-2ndQtr	FY07-3rdQtr	FY07-4thQtr	FY08-1stQtr	FY08-2ndQtr
Reduction	0	0	0	0	0	0	1	1	0	0	1	0
Discharges	1	1	0	0	1	4	5	5	0	1	2	1
Percent	0.0%	0.0%	0.0%	0.0%	0.0%	0.0%	20.0%	20.0%	0.0%	0.0%	50.0%	0.0%

Arrests - Trend Line (Past 6 Months)

Reduction in Number of Arrests in Past 6 Months for Individuals Active in Outpatient

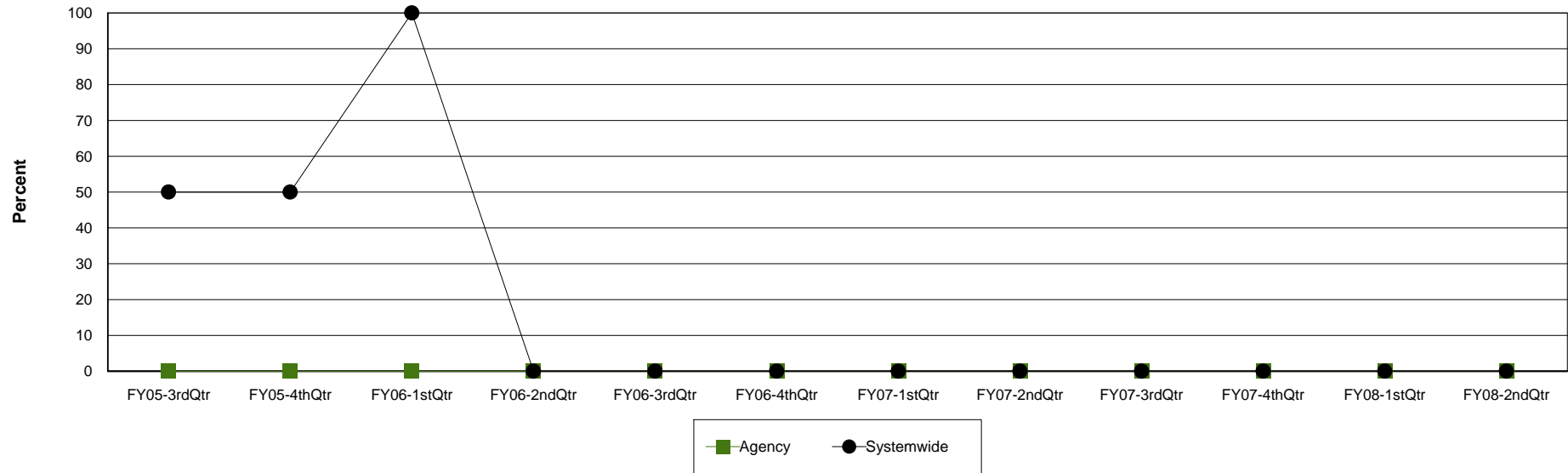
Agency: (554) GRAND LAKE M.H.C.

Level of Care: Outpatient

Contract Source: (51) NON-MEDICAID REIMBURSABLE SERVICES TO

Age Group: Children (0-17)

at GRAND LAKE M.H.C.



Agency	FY05-3rdQtr	FY05-4thQtr	FY06-1stQtr	FY06-2ndQtr	FY06-3rdQtr	FY06-4thQtr	FY07-1stQtr	FY07-2ndQtr	FY07-3rdQtr	FY07-4thQtr	FY08-1stQtr	FY08-2ndQtr
Reduction	0	0	0	0	0	0	0	0	0	0	0	0
Discharges	0	0	0	0	0	0	0	0	0	0	0	0
Percent	0.0%	0.0%	0.0%	0.0%	0.0%	0.0%	0.0%	0.0%	0.0%	0.0%	0.0%	0.0%

Systemwide	FY05-3rdQtr	FY05-4thQtr	FY06-1stQtr	FY06-2ndQtr	FY06-3rdQtr	FY06-4thQtr	FY07-1stQtr	FY07-2ndQtr	FY07-3rdQtr	FY07-4thQtr	FY08-1stQtr	FY08-2ndQtr
Reduction	1	1	1	0	0	0	0	0	0	0	0	0
Discharges	2	2	1	1	1	1	0	0	0	0	0	0
Percent	50.0%	50.0%	100.0%	0.0%	0.0%	0.0%	0.0%	0.0%	0.0%	0.0%	0.0%	0.0%

Arrests - Trend Line (Past 6 Months)

Reduction in Number of Arrests in Past 6 Months for Individuals Active in Outpatient

Agency: (554) GRAND LAKE M.H.C.

Level of Care: Outpatient

Contract Source: (55) Child Basic-State

Age Group: Children (0-17)

at GRAND LAKE M.H.C.



Agency	FY08-1stQtr	FY08-2ndQtr
Reduction	0	0
Discharges	1	1
Percent	0.0%	0.0%

Systemwide	FY08-1stQtr	FY08-2ndQtr
Reduction	3	3
Discharges	8	9
Percent	37.5%	33.3%