

Level of Functioning - Trend Line (1 Point Change)

Increased Level of Functioning for Individuals Active in Outpatient
at (554) GRAND LAKE M.H.C.

Printed Date: 2/9/2008

Date Last Updated On: 01/17/2008

Report Description:

National Outcome Measures (NOMs): <http://www.nationaloutcomemeasures.samhsa.gov/>

Domain: Reduced Morbidity

Outcome: Decreased Symptomatology

Measure: Change in level of functioning, based on the Global Assessment of Functioning (GAF), from admission to last transaction or admission to discharge.

The information provided in this report reflects the number of discharges during the time period, plus the number of active individuals at the end of the period. To be included in this report, at least one service must be reported after admission and the level of care for the individual must be outpatient. If an individual receives service under Contract Source 01 and another Mental Health Contract Source (see list below), they will be reported in each group.

DEFINITIONS:

Increase: GAF score is at least one point higher at last CDC/discharge than that at admission.

Admission: Individual begins an outpatient treatment episode.

Discharge: Individual leaves outpatient treatment at that agency.

All CMHCs: Represents the fifteen ODMHSAS-contracted and operated community mental health facilities.

All Mental Health Contract Sources: Includes the following contract sources: 01, 24, 25, 32, 39, 42, 43, 45, 47, 48, 50, 53, 55, 56, 57, 58, and 59).

Age Group: For active individuals, age is calculate at the end of the time period. For discharged individuals, age is calculated at discharge.

What is excluded from the analysis:

1. Non-outpatient services/individuals
2. Crisis Services
3. Persons discharged within three months of admission.
4. Persons with less than three non-crisis services.

For the report meeting on September 5th, what additional information or discussion should be included? We have a whole page.

Notes:

Data for this report are only updated by ODMHSAS staff at intervals. If the "Data Last Updated on:" is more than two weeks past, please contact Mark A. Reynolds at mreynolds@odmhsas.org or (405) 522-3824.

Discharge Codes:

Planned

- 60 - Completed Treatment
- 61 - Completed Court Treatment
- 40 - Level of Care Change

Unplanned

- 62 - Left ACA/90 Days
- 66 - Broke Rules
- 67 - AWOL
- 70 - Discharge Due to Treatment Incompatibility
- 92 - No service in 180 Days (auto-discharge)

Other

- 63 - Moved
- 64 - Transferred to another treatment facility
- 65 - Incarcerated
- 68 - Death
- 69 - Failed to begin Treatment

Level of Functioning - Trend Line (1 Point Change)

Increased Level of Functioning (1 Point) for Individuals in Outpatient

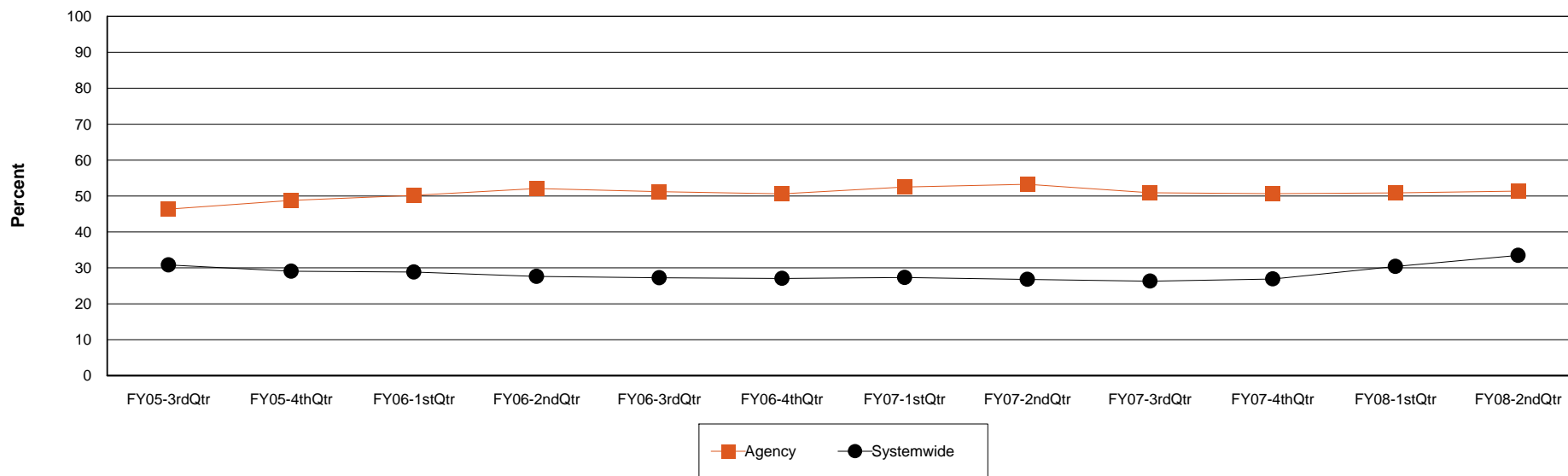
Agency: (554) GRAND LAKE M.H.C.

Level of Care: Outpatient

Contract Source: All Mental Health Contract Sources

Age Group: Adults (18+)

Increased Level of Functioning (1 Point) at GRAND LAKE M.H.C.



Agency	FY05-3rdQtr	FY05-4thQtr	FY06-1stQtr	FY06-2ndQtr	FY06-3rdQtr	FY06-4thQtr	FY07-1stQtr	FY07-2ndQtr	FY07-3rdQtr	FY07-4thQtr	FY08-1stQtr	FY08-2ndQtr
Increase	504	544	561	600	587	589	558	608	664	667	763	804
Active/Discharged	1,087	1,115	1,118	1,152	1,146	1,164	1,063	1,141	1,304	1,317	1,500	1,565
Percent	46.4%	48.8%	50.2%	52.1%	51.2%	50.6%	52.5%	53.3%	50.9%	50.6%	50.9%	51.4%

systemwide	FY05-3rdQtr	FY05-4thQtr	FY06-1stQtr	FY06-2ndQtr	FY06-3rdQtr	FY06-4thQtr	FY07-1stQtr	FY07-2ndQtr	FY07-3rdQtr	FY07-4thQtr	FY08-1stQtr	FY08-2ndQtr
Increase	5,198	4,901	5,054	4,935	5,126	5,245	5,400	5,484	5,642	5,711	6,487	6,666
Active/Discharged	16,872	16,865	17,522	17,858	18,819	19,373	19,771	20,460	21,446	21,216	21,334	19,909
Percent	30.8%	29.1%	28.8%	27.6%	27.2%	27.1%	27.3%	26.8%	26.3%	26.9%	30.4%	33.5%

Level of Functioning - Trend Line (1 Point Change)

Increased Level of Functioning (1 Point) for Individuals in Outpatient

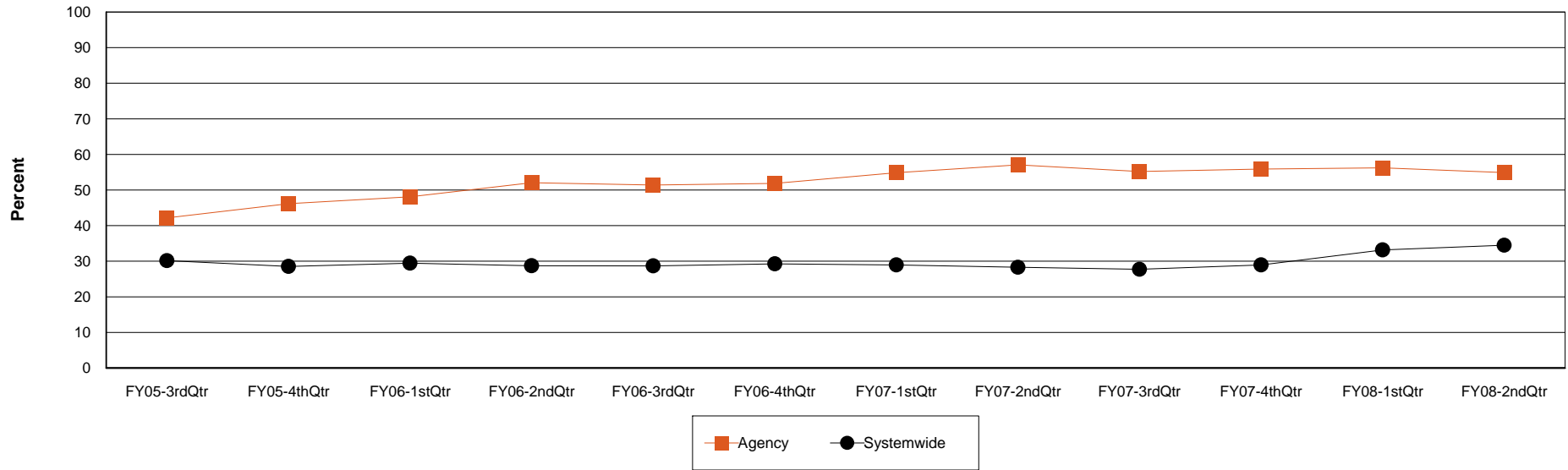
Agency: (554) GRAND LAKE M.H.C.

Level of Care: Outpatient

Contract Source: All Mental Health Contract Source except 01

Age Group: Adults (18+)

Increased Level of Functioning (1 Point) at GRAND LAKE M.H.C.



Agency	FY05-3rdQtr	FY05-4thQtr	FY06-1stQtr	FY06-2ndQtr	FY06-3rdQtr	FY06-4thQtr	FY07-1stQtr	FY07-2ndQtr	FY07-3rdQtr	FY07-4thQtr	FY08-1stQtr	FY08-2ndQtr
Increase	277	307	333	356	343	337	333	352	381	403	452	449
Active/Discharged	657	665	692	684	667	650	607	617	690	721	804	818
Percent	42.2%	46.2%	48.1%	52.0%	51.4%	51.8%	54.9%	57.1%	55.2%	55.9%	56.2%	54.9%

systemwide	FY05-3rdQtr	FY05-4thQtr	FY06-1stQtr	FY06-2ndQtr	FY06-3rdQtr	FY06-4thQtr	FY07-1stQtr	FY07-2ndQtr	FY07-3rdQtr	FY07-4thQtr	FY08-1stQtr	FY08-2ndQtr
Increase	2,709	2,513	2,717	2,705	2,846	2,915	2,906	2,881	2,930	3,024	3,477	3,370
Active/Discharged	8,985	8,804	9,224	9,418	9,924	9,963	10,039	10,183	10,569	10,444	10,485	9,773
Percent	30.2%	28.5%	29.5%	28.7%	28.7%	29.3%	28.9%	28.3%	27.7%	29.0%	33.2%	34.5%

Level of Functioning - Trend Line (1 Point Change)

Increased Level of Functioning (1 Point) for Individuals in Outpatient

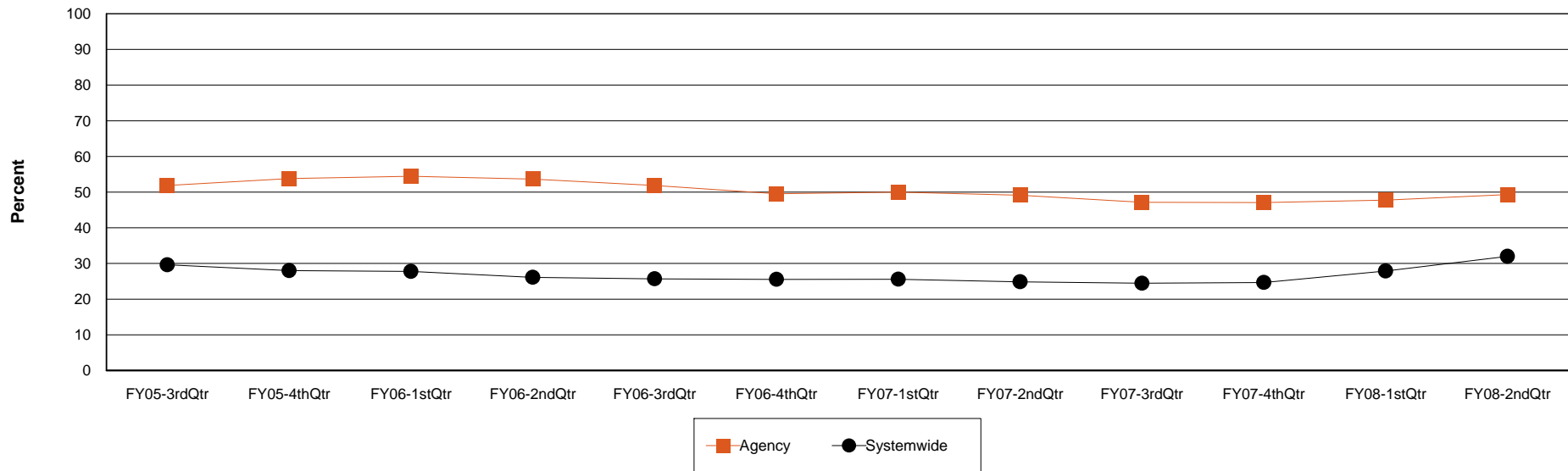
Agency: (554) GRAND LAKE M.H.C.

Level of Care: Outpatient

Contract Source: (01) COMMUNITY MENTAL HEALTH

Age Group: Adults (18+)

Increased Level of Functioning (1 Point) at GRAND LAKE M.H.C.



Agency	FY05-3rdQtr	FY05-4thQtr	FY06-1stQtr	FY06-2ndQtr	FY06-3rdQtr	FY06-4thQtr	FY07-1stQtr	FY07-2ndQtr	FY07-3rdQtr	FY07-4thQtr	FY08-1stQtr	FY08-2ndQtr
Increase	309	332	324	339	321	318	301	334	380	378	448	509
Active/Discharged	596	617	595	632	619	642	602	680	806	803	938	1,032
Percent	51.8%	53.8%	54.5%	53.6%	51.9%	49.5%	50.0%	49.1%	47.1%	47.1%	47.8%	49.3%

systemwide	FY05-3rdQtr	FY05-4thQtr	FY06-1stQtr	FY06-2ndQtr	FY06-3rdQtr	FY06-4thQtr	FY07-1stQtr	FY07-2ndQtr	FY07-3rdQtr	FY07-4thQtr	FY08-1stQtr	FY08-2ndQtr
Increase	3,574	3,400	3,589	3,454	3,618	3,764	3,899	3,968	4,122	4,104	4,663	5,049
Active/Discharged	12,064	12,145	12,916	13,222	14,076	14,732	15,238	15,957	16,854	16,630	16,722	15,779
Percent	29.6%	28.0%	27.8%	26.1%	25.7%	25.5%	25.6%	24.9%	24.5%	24.7%	27.9%	32.0%

Level of Functioning - Trend Line (1 Point Change)

Increased Level of Functioning (1 Point) for Individuals in Outpatient

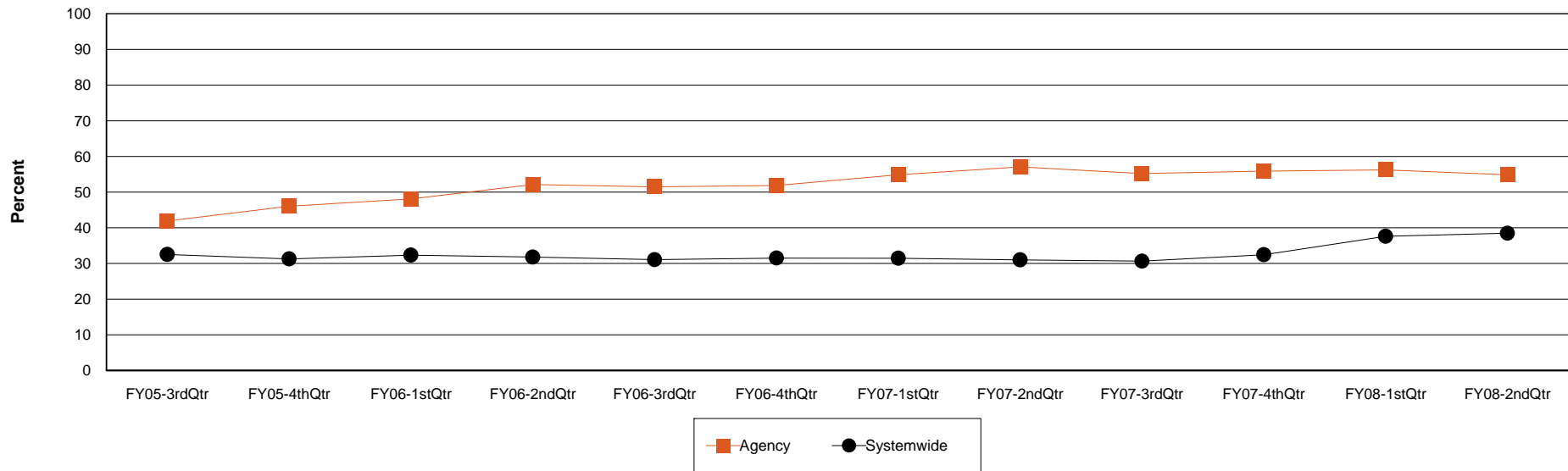
Agency: (554) GRAND LAKE M.H.C.

Level of Care: Outpatient

Contract Source: (50) MEDICAID SERVICES FOR WHICH DMHSAS PAYS

Age Group: Adults (18+)

Increased Level of Functioning (1 Point) at GRAND LAKE M.H.C.



Agency	FY05-3rdQtr	FY05-4thQtr	FY06-1stQtr	FY06-2ndQtr	FY06-3rdQtr	FY06-4thQtr	FY07-1stQtr	FY07-2ndQtr	FY07-3rdQtr	FY07-4thQtr	FY08-1stQtr	FY08-2ndQtr
Increase	274	304	331	356	343	337	333	352	381	403	450	447
Active/Discharged	654	660	688	683	666	650	607	617	690	721	800	815
Percent	41.9%	46.1%	48.1%	52.1%	51.5%	51.8%	54.9%	57.1%	55.2%	55.9%	56.3%	54.8%

systemwide	FY05-3rdQtr	FY05-4thQtr	FY06-1stQtr	FY06-2ndQtr	FY06-3rdQtr	FY06-4thQtr	FY07-1stQtr	FY07-2ndQtr	FY07-3rdQtr	FY07-4thQtr	FY08-1stQtr	FY08-2ndQtr
Increase	2,134	2,017	2,157	2,160	2,190	2,237	2,234	2,197	2,236	2,357	2,746	2,561
Active/Discharged	6,562	6,452	6,672	6,794	7,049	7,099	7,100	7,083	7,296	7,263	7,299	6,656
Percent	32.5%	31.3%	32.3%	31.8%	31.1%	31.5%	31.5%	31.0%	30.6%	32.5%	37.6%	38.5%

Level of Functioning - Trend Line (1 Point Change)

Increased Level of Functioning (1 Point) for Individuals in Outpatient

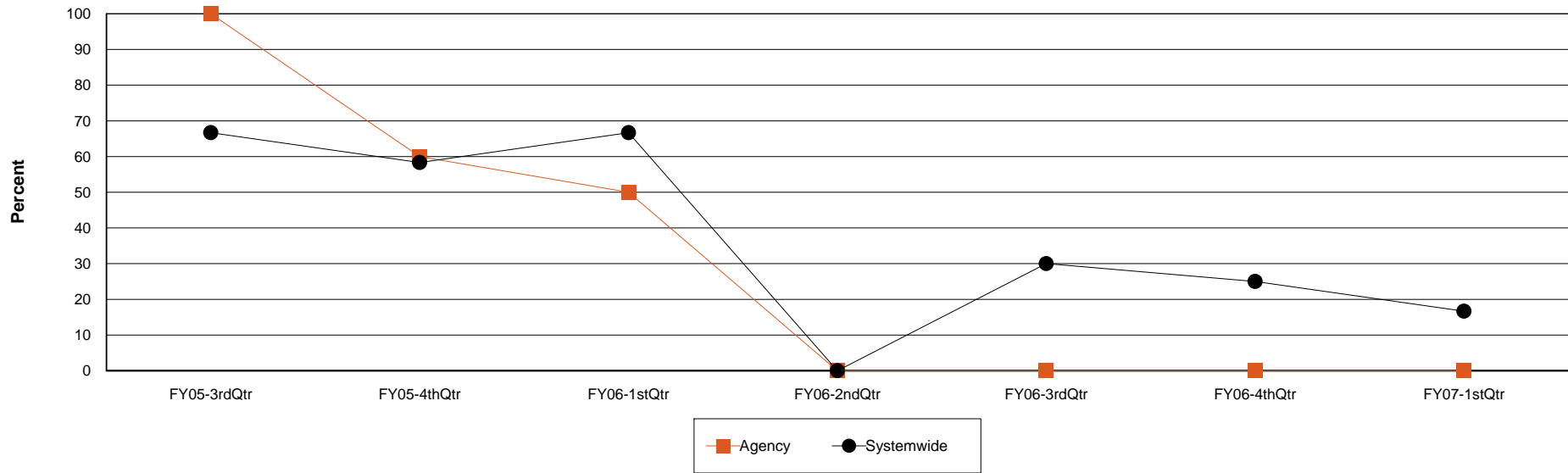
Agency: (554) GRAND LAKE M.H.C.

Level of Care: Outpatient

Contract Source: (51) NON-MEDICAID REIMBURSABLE SERVICES TO

Age Group: Adults (18+)

Increased Level of Functioning (1 Point) at GRAND LAKE M.H.C.



Agency	FY05-3rdQtr	FY05-4thQtr	FY06-1stQtr	FY06-2ndQtr	FY06-3rdQtr	FY06-4thQtr	FY07-1stQtr
Increase	3	3	2	0	0	0	0
Active/Discharged	3	5	4	1	1	1	1
Percent	100.0%	60.0%	50.0%	0.0%	0.0%	0.0%	0.0%

systemwide	FY05-3rdQtr	FY05-4thQtr	FY06-1stQtr	FY06-2ndQtr	FY06-3rdQtr	FY06-4thQtr	FY07-1stQtr
Increase	6	7	4	0	3	3	3
Active/Discharged	9	12	6	1	10	12	18
Percent	66.7%	58.3%	66.7%	0.0%	30.0%	25.0%	16.7%

Level of Functioning - Trend Line (1 Point Change)

Increased Level of Functioning (1 Point) for Individuals in Outpatient

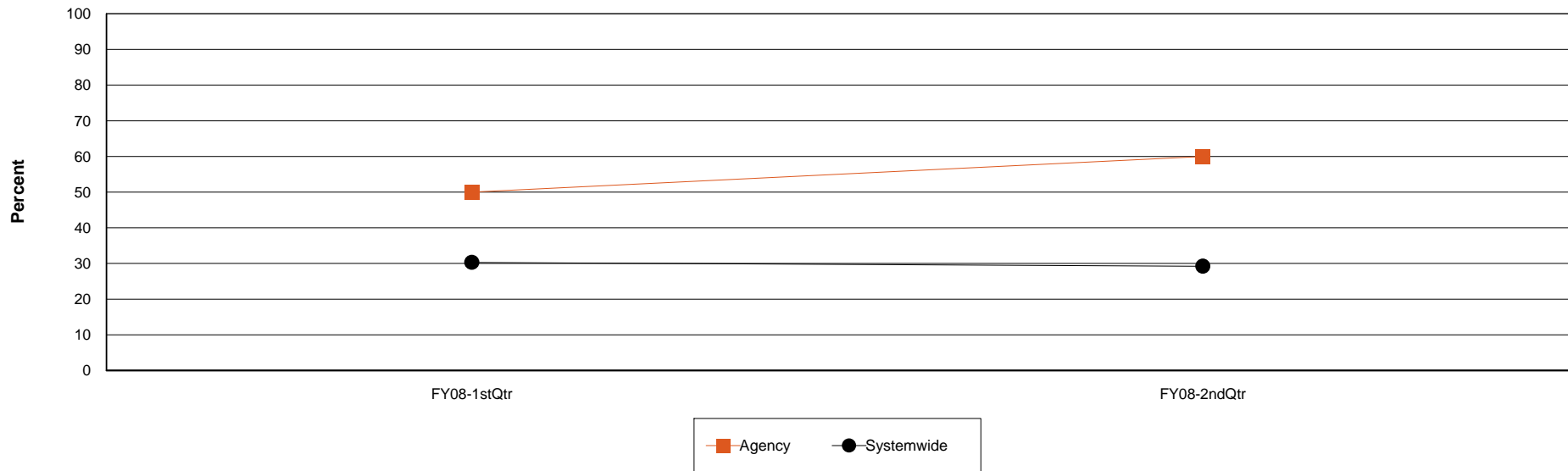
Agency: (554) GRAND LAKE M.H.C.

Level of Care: Outpatient

Contract Source: (55) Child Basic-State

Age Group: Adults (18+)

Increased Level of Functioning (1 Point) at GRAND LAKE M.H.C.



Agency	FY08-1stQtr	FY08-2ndQtr
Increase	3	3
Active/Discharged	6	5
Percent	50.0%	60.0%

systemwide	FY08-1stQtr	FY08-2ndQtr
Increase	10	19
Active/Discharged	33	65
Percent	30.3%	29.2%

Level of Functioning - Trend Line (1 Point Change)

Increased Level of Functioning (1 Point) for Individuals in Outpatient

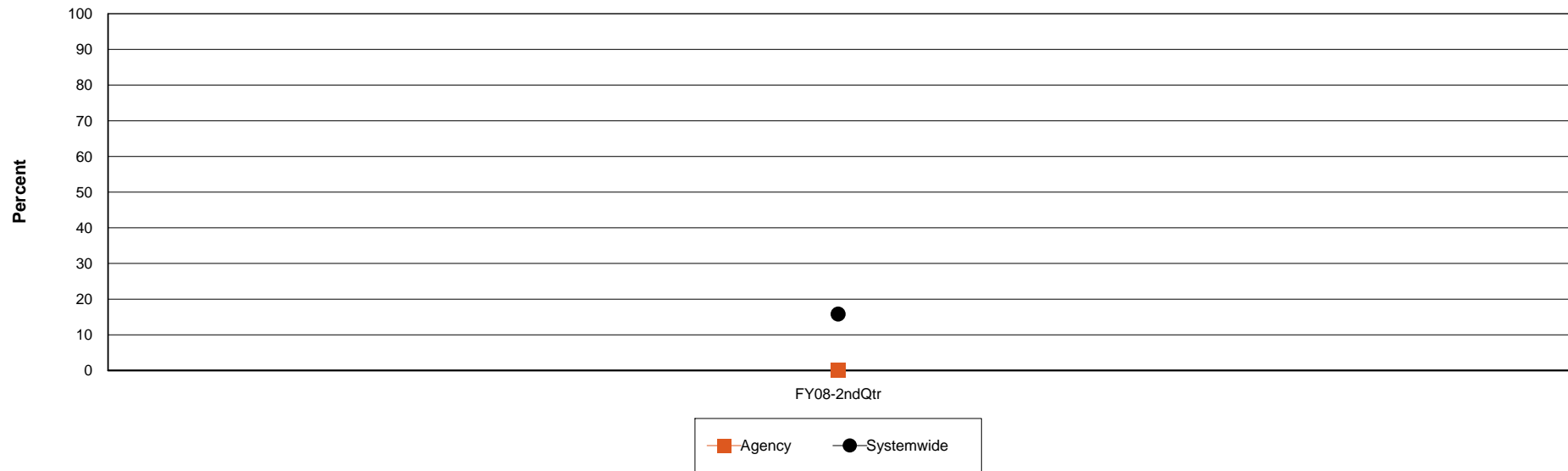
Agency: (554) GRAND LAKE M.H.C.

Level of Care: Outpatient

Contract Source: (56) Transition Services - Children

Age Group: Adults (18+)

Increased Level of Functioning (1 Point) at GRAND LAKE M.H.C.



Agency	FY08-2ndQtr
Increase	0
Active/Discharged	1
Percent	0.0%

systemwide	FY08-2ndQtr
Increase	3
Active/Discharged	19
Percent	15.8%

Level of Functioning - Trend Line (1 Point Change)

Increased Level of Functioning (1 Point) for Individuals in Outpatient

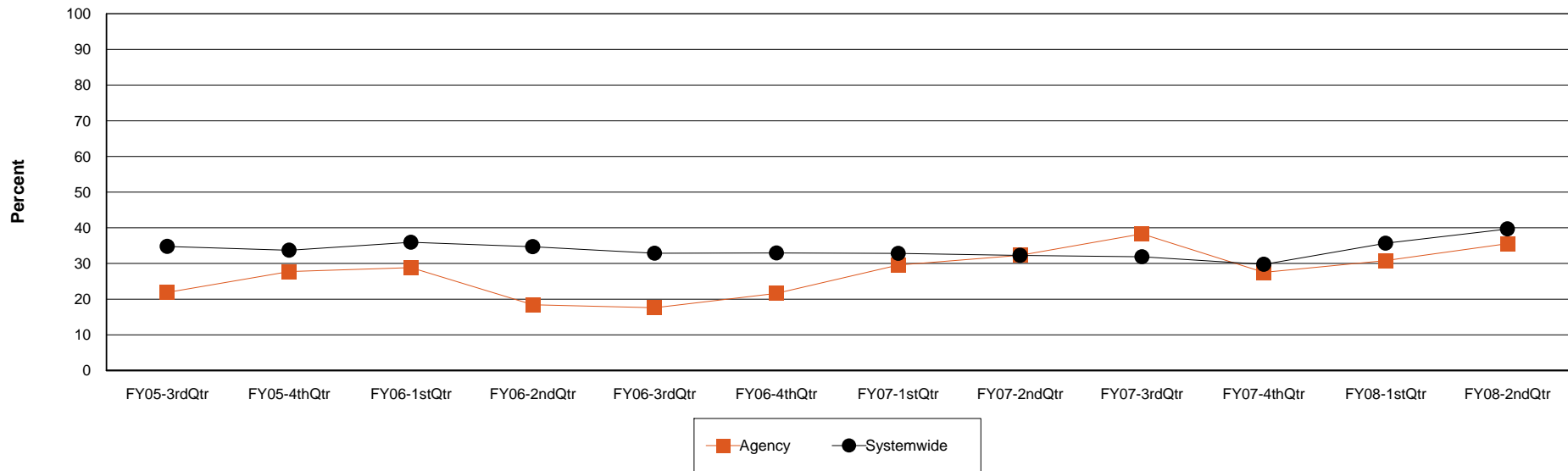
Agency: (554) GRAND LAKE M.H.C.

Level of Care: Outpatient

Contract Source: All Mental Health Contract Sources

Age Group: Children (0-17)

Increased Level of Functioning (1 Point) at GRAND LAKE M.H.C.



Agency	FY05-3rdQtr	FY05-4thQtr	FY06-1stQtr	FY06-2ndQtr	FY06-3rdQtr	FY06-4thQtr	FY07-1stQtr	FY07-2ndQtr	FY07-3rdQtr	FY07-4thQtr	FY08-1stQtr	FY08-2ndQtr
Increase	23	38	43	35	25	48	42	41	41	30	41	53
Active/Discharged	105	137	149	190	142	222	142	127	107	109	133	149
Percent	21.9%	27.7%	28.9%	18.4%	17.6%	21.6%	29.6%	32.3%	38.3%	27.5%	30.8%	35.6%

systemwide	FY05-3rdQtr	FY05-4thQtr	FY06-1stQtr	FY06-2ndQtr	FY06-3rdQtr	FY06-4thQtr	FY07-1stQtr	FY07-2ndQtr	FY07-3rdQtr	FY07-4thQtr	FY08-1stQtr	FY08-2ndQtr
Increase	720	742	844	855	842	841	862	880	878	807	945	966
Active/Discharged	2,071	2,202	2,349	2,465	2,563	2,554	2,627	2,727	2,755	2,713	2,650	2,435
Percent	34.8%	33.7%	35.9%	34.7%	32.9%	32.9%	32.8%	32.3%	31.9%	29.7%	35.7%	39.7%

Level of Functioning - Trend Line (1 Point Change)

Increased Level of Functioning (1 Point) for Individuals in Outpatient

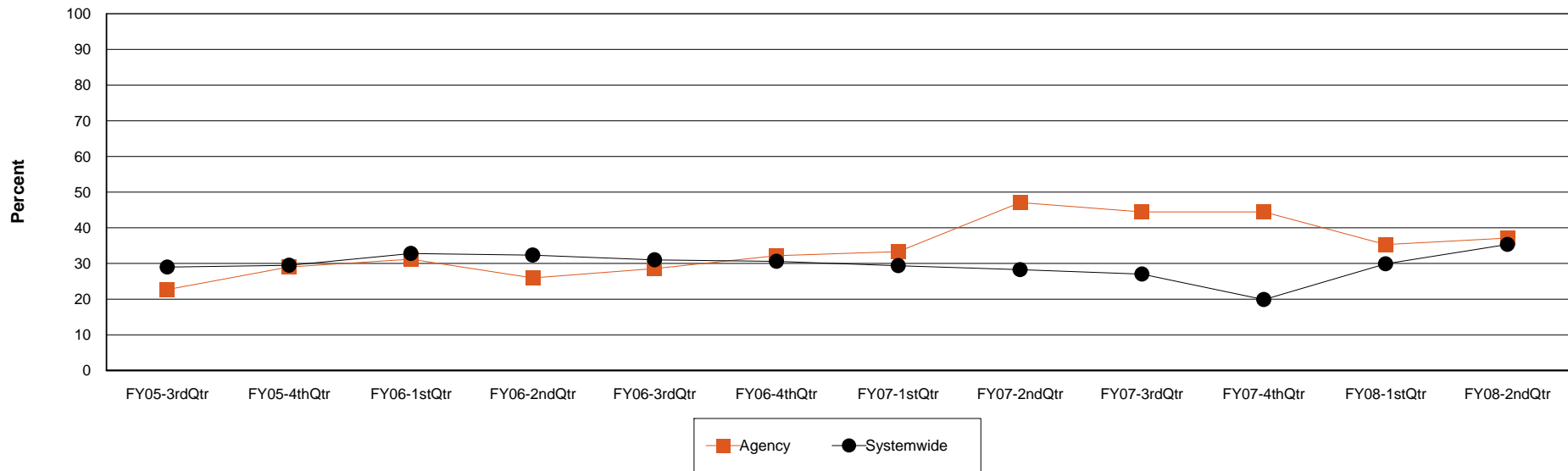
Agency: (554) GRAND LAKE M.H.C.

Level of Care: Outpatient

Contract Source: All Mental Health Contract Source except 01

Age Group: Children (0-17)

Increased Level of Functioning (1 Point) at GRAND LAKE M.H.C.



Agency	FY05-3rdQtr	FY05-4thQtr	FY06-1stQtr	FY06-2ndQtr	FY06-3rdQtr	FY06-4thQtr	FY07-1stQtr	FY07-2ndQtr	FY07-3rdQtr	FY07-4thQtr	FY08-1stQtr	FY08-2ndQtr
Increase	22	36	39	27	12	19	8	8	4	4	24	36
Active/Discharged	97	124	125	104	42	59	24	17	9	9	68	97
Percent	22.7%	29.0%	31.2%	26.0%	28.6%	32.2%	33.3%	47.1%	44.4%	44.4%	35.3%	37.1%

systemwide	FY05-3rdQtr	FY05-4thQtr	FY06-1stQtr	FY06-2ndQtr	FY06-3rdQtr	FY06-4thQtr	FY07-1stQtr	FY07-2ndQtr	FY07-3rdQtr	FY07-4thQtr	FY08-1stQtr	FY08-2ndQtr
Increase	368	389	444	445	451	452	460	456	339	202	411	628
Active/Discharged	1,270	1,319	1,354	1,376	1,454	1,478	1,566	1,614	1,255	1,016	1,375	1,778
Percent	29.0%	29.5%	32.8%	32.3%	31.0%	30.6%	29.4%	28.3%	27.0%	19.9%	29.9%	35.3%

Level of Functioning - Trend Line (1 Point Change)

Increased Level of Functioning (1 Point) for Individuals in Outpatient

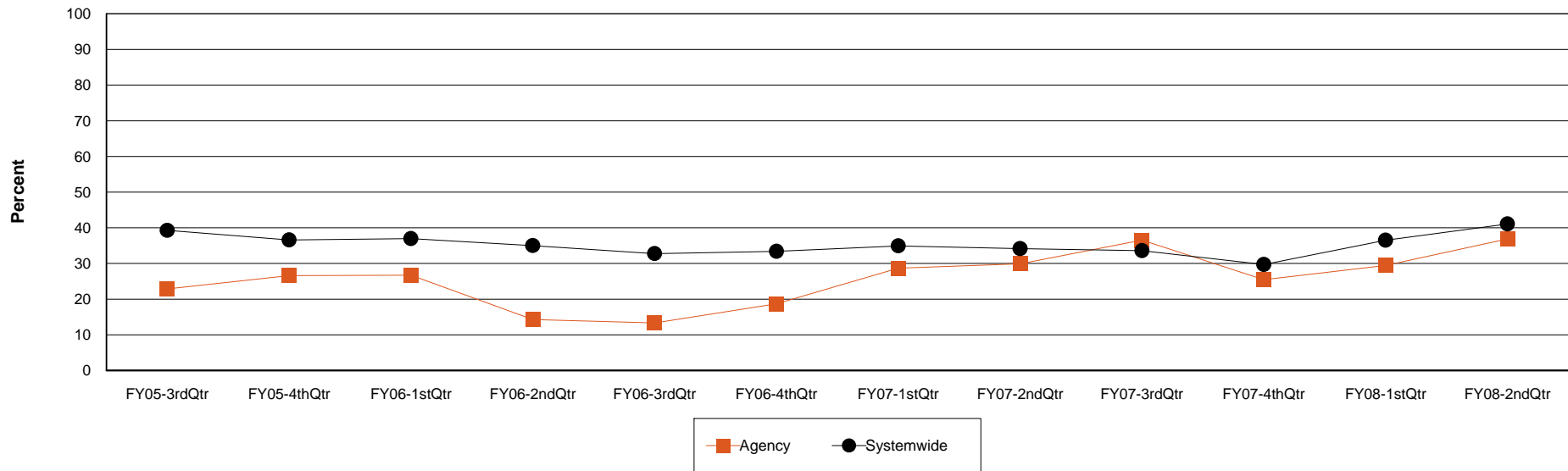
Agency: (554) GRAND LAKE M.H.C.

Level of Care: Outpatient

Contract Source: (01) COMMUNITY MENTAL HEALTH

Age Group: Children (0-17)

Increased Level of Functioning (1 Point) at GRAND LAKE M.H.C.



Agency	FY05-3rdQtr	FY05-4thQtr	FY06-1stQtr	FY06-2ndQtr	FY06-3rdQtr	FY06-4thQtr	FY07-1stQtr	FY07-2ndQtr	FY07-3rdQtr	FY07-4thQtr	FY08-1stQtr	FY08-2ndQtr
Increase	19	29	31	21	14	32	35	35	38	27	38	52
Active/Discharged	83	109	116	147	105	171	122	117	104	106	129	141
Percent	22.9%	26.6%	26.7%	14.3%	13.3%	18.7%	28.7%	29.9%	36.5%	25.5%	29.5%	36.9%

systemwide	FY05-3rdQtr	FY05-4thQtr	FY06-1stQtr	FY06-2ndQtr	FY06-3rdQtr	FY06-4thQtr	FY07-1stQtr	FY07-2ndQtr	FY07-3rdQtr	FY07-4thQtr	FY08-1stQtr	FY08-2ndQtr
Increase	531	537	577	584	562	582	633	651	637	561	656	645
Active/Discharged	1,352	1,468	1,561	1,668	1,715	1,743	1,812	1,905	1,897	1,888	1,796	1,570
Percent	39.3%	36.6%	37.0%	35.0%	32.8%	33.4%	34.9%	34.2%	33.6%	29.7%	36.5%	41.1%

Level of Functioning - Trend Line (1 Point Change)

Increased Level of Functioning (1 Point) for Individuals in Outpatient

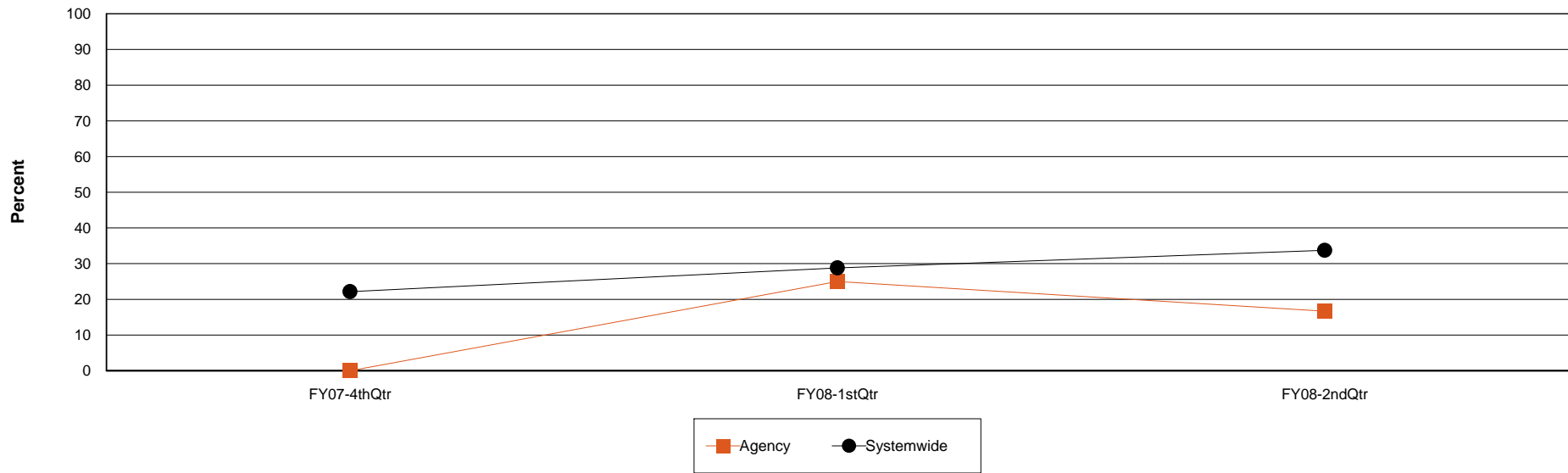
Agency: (554) GRAND LAKE M.H.C.

Level of Care: Outpatient

Contract Source: (39) CHILDREN'S SYSTEM OF CARE PILOT PROGRAM

Age Group: Children (0-17)

Increased Level of Functioning (1 Point) at GRAND LAKE M.H.C.



Agency	FY07-4thQtr	FY08-1stQtr	FY08-2ndQtr
Increase	0	1	2
Active/Discharged	1	4	12
Percent	0.0%	25.0%	16.7%

systemwide	FY07-4thQtr	FY08-1stQtr	FY08-2ndQtr
Increase	43	68	86
Active/Discharged	194	236	255
Percent	22.2%	28.8%	33.7%

Level of Functioning - Trend Line (1 Point Change)

Increased Level of Functioning (1 Point) for Individuals in Outpatient

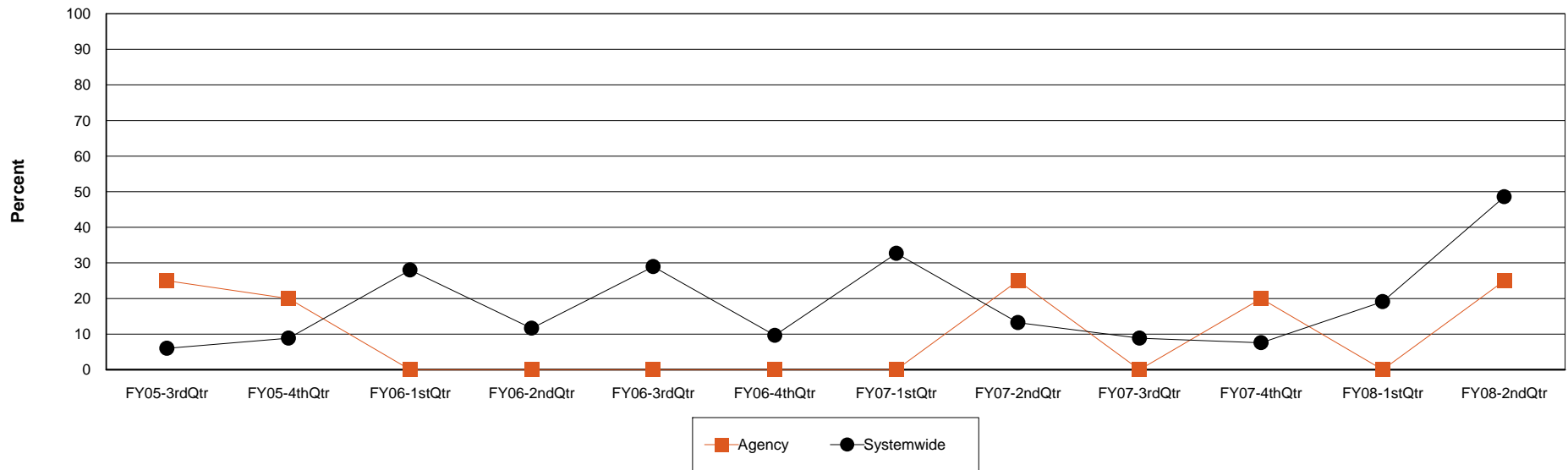
Agency: (554) GRAND LAKE M.H.C.

Level of Care: Outpatient

Contract Source: (50) MEDICAID SERVICES FOR WHICH DMHSAS PAYS

Age Group: Children (0-17)

Increased Level of Functioning (1 Point) at GRAND LAKE M.H.C.



Agency	FY05-3rdQtr	FY05-4thQtr	FY06-1stQtr	FY06-2ndQtr	FY06-3rdQtr	FY06-4thQtr	FY07-1stQtr	FY07-2ndQtr	FY07-3rdQtr	FY07-4thQtr	FY08-1stQtr	FY08-2ndQtr
Increase	1	1	0	0	0	0	0	1	0	1	0	1
Active/Discharged	4	5	3	3	2	3	2	4	4	5	4	4
Percent	25.0%	20.0%	0.0%	0.0%	0.0%	0.0%	0.0%	25.0%	0.0%	20.0%	0.0%	25.0%

systemwide	FY05-3rdQtr	FY05-4thQtr	FY06-1stQtr	FY06-2ndQtr	FY06-3rdQtr	FY06-4thQtr	FY07-1stQtr	FY07-2ndQtr	FY07-3rdQtr	FY07-4thQtr	FY08-1stQtr	FY08-2ndQtr
Increase	17	29	14	36	22	35	66	71	37	31	78	34
Active/Discharged	283	327	50	309	76	363	202	537	418	409	408	70
Percent	6.0%	8.9%	28.0%	11.7%	28.9%	9.6%	32.7%	13.2%	8.9%	7.6%	19.1%	48.6%

Level of Functioning - Trend Line (1 Point Change)

Increased Level of Functioning (1 Point) for Individuals in Outpatient

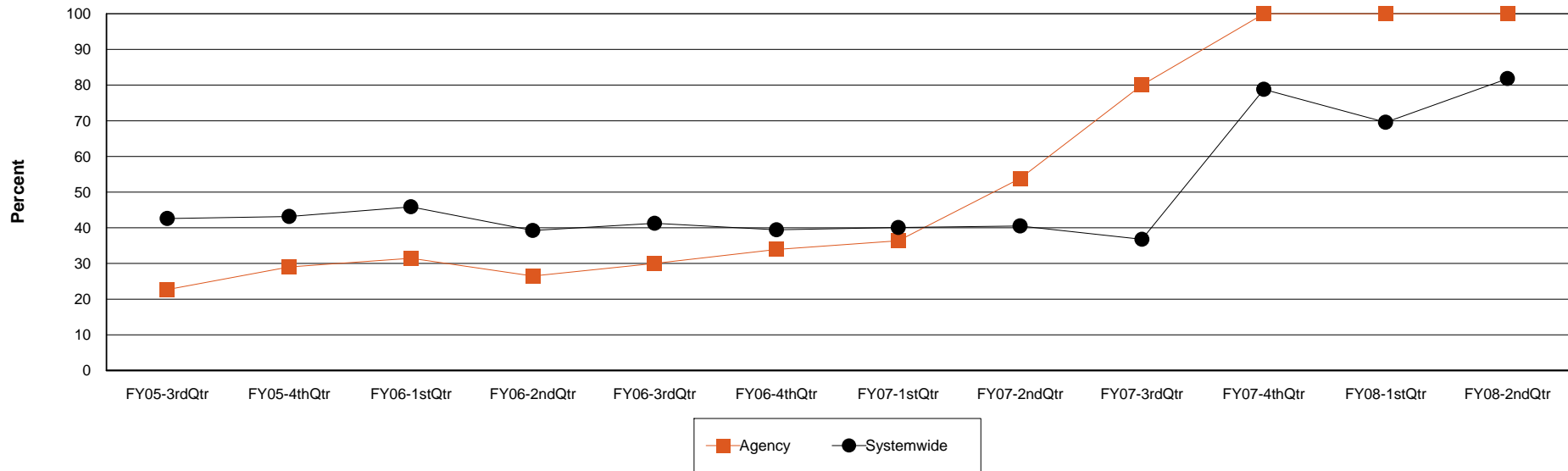
Agency: (554) GRAND LAKE M.H.C.

Level of Care: Outpatient

Contract Source: (51) NON-MEDICAID REIMBURSABLE SERVICES TO

Age Group: Children (0-17)

Increased Level of Functioning (1 Point) at GRAND LAKE M.H.C.



Agency	FY05-3rdQtr	FY05-4thQtr	FY06-1stQtr	FY06-2ndQtr	FY06-3rdQtr	FY06-4thQtr	FY07-1stQtr	FY07-2ndQtr	FY07-3rdQtr	FY07-4thQtr	FY08-1stQtr	FY08-2ndQtr
Increase	22	36	39	27	12	19	8	7	4	3	3	1
Active/Discharged	97	124	124	102	40	56	22	13	5	3	3	1
Percent	22.7%	29.0%	31.5%	26.5%	30.0%	33.9%	36.4%	53.8%	80.0%	100.0%	100.0%	100.0%

systemwide	FY05-3rdQtr	FY05-4thQtr	FY06-1stQtr	FY06-2ndQtr	FY06-3rdQtr	FY06-4thQtr	FY07-1stQtr	FY07-2ndQtr	FY07-3rdQtr	FY07-4thQtr	FY08-1stQtr	FY08-2ndQtr
Increase	95	123	128	113	106	110	109	111	75	26	16	9
Active/Discharged	223	285	279	288	257	279	272	274	204	33	23	11
Percent	42.6%	43.2%	45.9%	39.2%	41.2%	39.4%	40.1%	40.5%	36.8%	78.8%	69.6%	81.8%

Level of Functioning - Trend Line (1 Point Change)

Increased Level of Functioning (1 Point) for Individuals in Outpatient

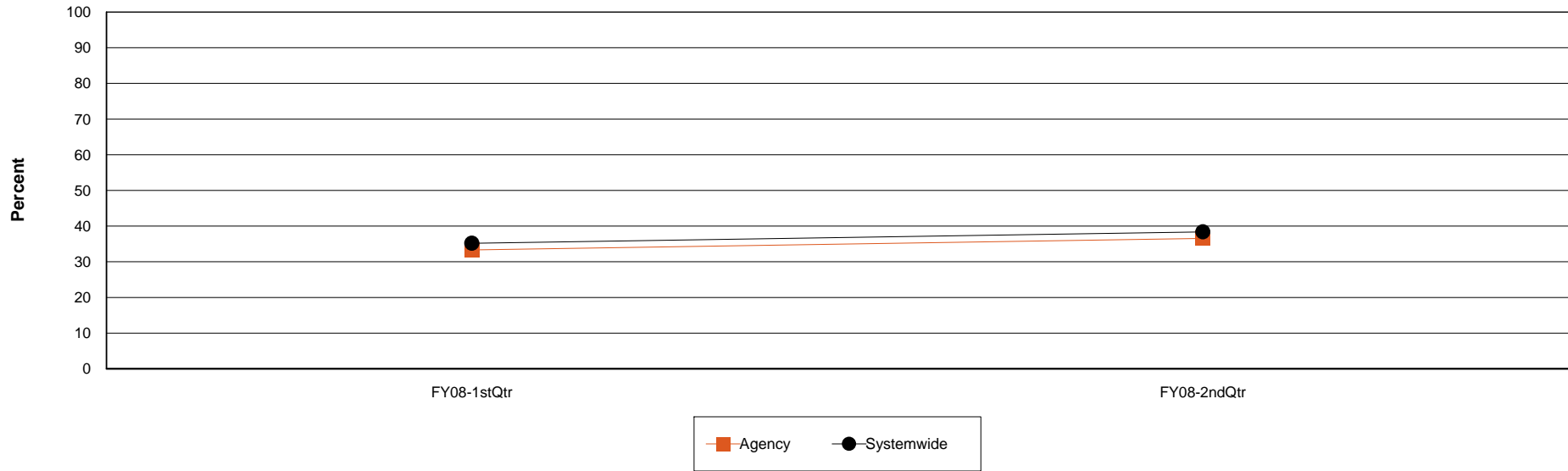
Agency: (554) GRAND LAKE M.H.C.

Level of Care: Outpatient

Contract Source: (55) Child Basic-State

Age Group: Children (0-17)

Increased Level of Functioning (1 Point) at GRAND LAKE M.H.C.



Agency	FY08-1stQtr	FY08-2ndQtr
Increase	21	34
Active/Discharged	63	93
Percent	33.3%	36.6%

systemwide	FY08-1stQtr	FY08-2ndQtr
Increase	209	305
Active/Discharged	594	795
Percent	35.2%	38.4%