

Level of Functioning-Pie Chart (5 Point Change)

Individuals Active in Outpatient Treatment on 12/31/2007 or Discharged between 01/01/2007 and 12/31/2007
at (554) GRAND LAKE M.H.C.

Printed Date: 2/9/2008 Data Last Updated on: 02/03/2008

Report Description:

National Outcome Measures (NOMs): <http://www.nationaloutcomemeasures.samhsa.gov/>

Domain: Reduced Morbidity

Outcome: Decreased Symptomatology

Measure: Change in level of functioning, based on the Global Assessment of Functioning (GAF), from admission to last transaction or admission to discharge.

The information provided in this report reflects the number of discharges during the time period, plus the number of active individuals at the end of the period. To be included in this report, at least one service must be reported after admission and the level of care for the individual must be outpatient. If an individual receives service under Contract Source 01 and another Mental Health Contract Source (see list below), they will be reported in each group.

DEFINITIONS:

Number of individuals active last day of time frame: Individuals in outpatient treatment with no discharge transaction on last day

Remove individuals in treatment < 6 months: Individuals admitted with in the last six months are excluded from this measure

Remove individuals with no service in last 90 days: Individuals with no service in last ninety days are expected (in most cases) to be discharged.

Once they have been discharged from ICIS, their discharge record will be included in the measure, if the meet the discharge criteria.

Remove individuals with missing data: In rare cases, the data in ICIS may be missing or invalid.

Number of individuals with only an admission CDC record: Because the agency has reported another CDC and the individual has been in treatment for more than six months, these individuals will be counted under the 'No Change' category.

Number with no CDC update in 1 year: Because the agency has not updated the individual's CDC, the individual has been in treatment for more than six months and the last updated CDC is more than 1 year old, these individuals will be counted under the 'No Change' category.

Number Evaluated: The number of active outpatient individuals who will be measured.

Excluded: Number of individuals with missing or invalid data.

Decrease: GAF score is at least one point lower at last CDC/discharge than that at admission.

No change: No change in GAF score reported from admission to last CDC/discharge.

Increase: GAF score is at least one point higher at last CDC/discharge than that at admission.

Discharge: Individual leaves outpatient treatment at that agency.

Systemwide: Represents the fifteen ODMHSAS-contracted and operated community mental health facilities.

All Mental Health Contract Sources: Includes the following contract sources: 01, 24, 25, 32, 39, 42, 43, 45, 47, 48, 50, 53, 55, 56, 57, 58, and 59).

Age Group: For active individuals, age is calculate at the end of the time period. For discharged individuals, age is calculated at discharge.

What is excluded from the analysis:

1. Non-outpatient services/individuals
2. Crisis Services
3. Persons discharged within three months of admission.
4. Persons with less than three non-crisis services.

Notes:

Data for this report are only updated by ODMHSAS staff at intervals. If the "Data Last Updated on:" is more than two weeks past, please contact Mark A. Reynolds at mreynolds@odmhsas.org or (405) 522-3824.

Discharge Codes:

Planned

- 60 - Completed Treatment
- 61 - Completed Court Treatment
- 40 - Level of Care Change

Unplanned

- 62 - Left ACA/90 Days
- 66 - Broke Rules
- 67 - AWOL
- 70 - Discharge Due to Treatment Incompatibility
- 92 - No service in 180 Days (auto-discharge)

Other

- 63 - Moved
- 64 - Transferred to another treatment facility
- 65 - Incarcerated
- 68 - Death
- 69 - Failed to begin Treatment

Level of Functioning - Pie Chart

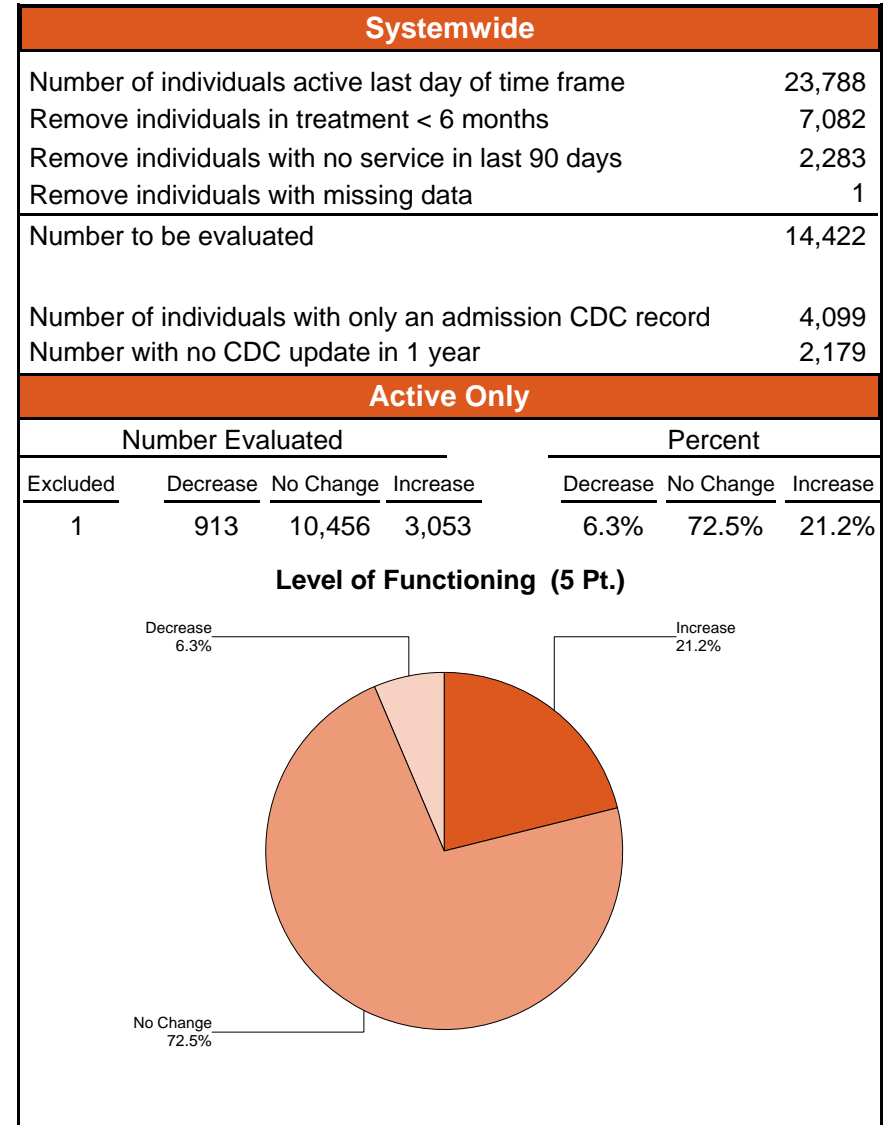
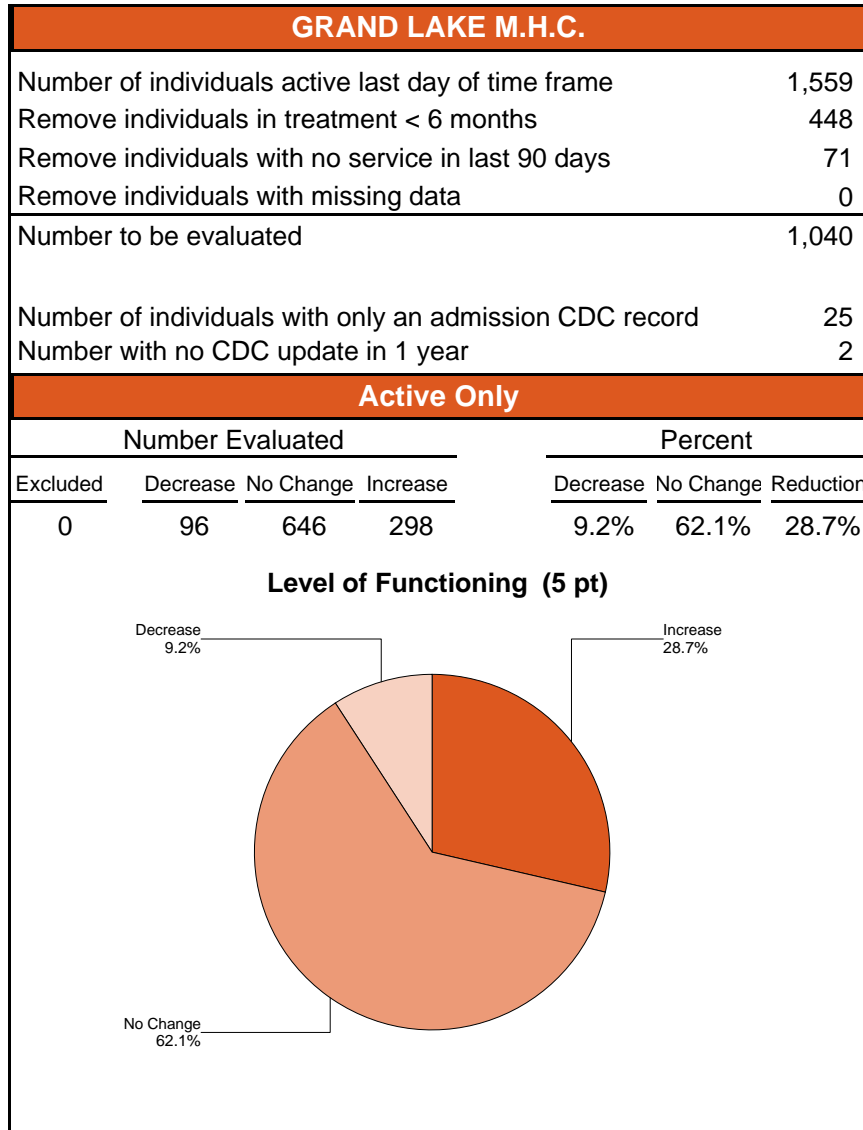
(5 Point Change)

Increased Level of Functioning (5 Pt.) for Individuals Active in Outpatient Treatment on 12/31/2007
Or Discharged between 01/01/2007 and 12/31/2007

Agency: (554) GRAND LAKE M.H.C.

Contact Source: All Mental Health Contract Sources

Age Group: Adults (18+)



Level of Functioning - Pie Chart

(5 Point Change)

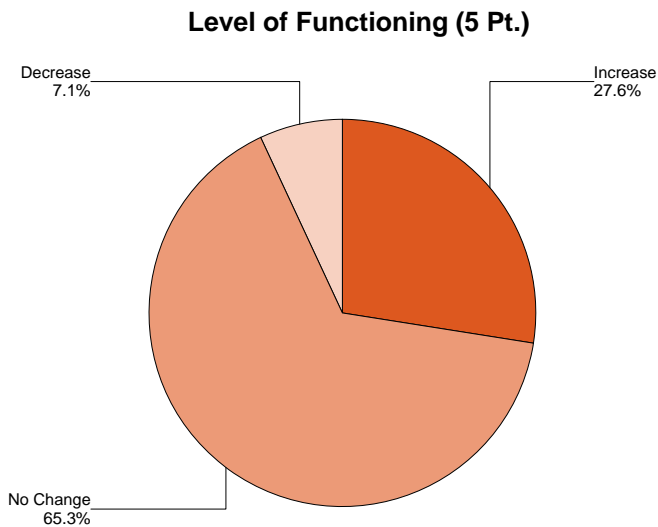
Increased Level of Functioning (5 Pt.) for Individuals Active in Outpatient Treatment on 12/31/2007
Or Discharged between 01/01/2007 and 12/31/2007

Agency: (554) GRAND LAKE M.H.C.

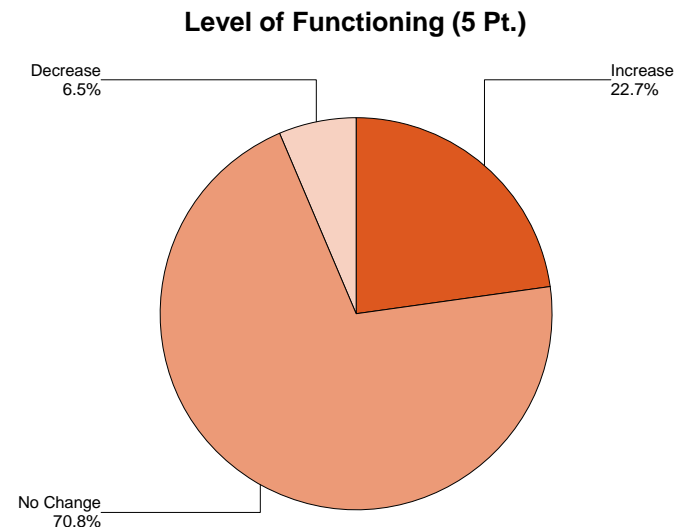
Contact Source: All Mental Health Contract Sources

Age Group: Adults (18+)

Active Plus Discharged Individuals	GRAND LAKE M.H.C.						
	Count				Percent		
	Excluded	Decrease	No Change	Increase	Decrease	No Change	Increase
Active Clients	0	96	646	298	9.2%	62.1%	28.7%
Planned	0	0	2	8	0.0%	20.0%	80.0%
Unplanned	0	5	226	78	1.6%	73.1%	25.2%
Other	0	10	149	49	4.8%	71.6%	23.6%
Total	0	111	1,023	433	7.1%	65.3%	27.6%



Active Plus Discharged Individuals	Systemwide						
	Count				Percent		
	Excluded	Decrease	No Change	Increase	Decrease	No Change	Increase
Active Clients	1	913	10,456	3,053	6.3%	72.5%	21.2%
Planned	0	42	240	321	7.0%	39.8%	53.2%
Unplanned	2	255	3,158	945	5.9%	72.5%	21.7%
Other	1	134	774	379	10.4%	60.1%	29.4%
Total	4	1,344	14,628	4,698	6.5%	70.8%	22.7%



Level of Functioning - Pie Chart

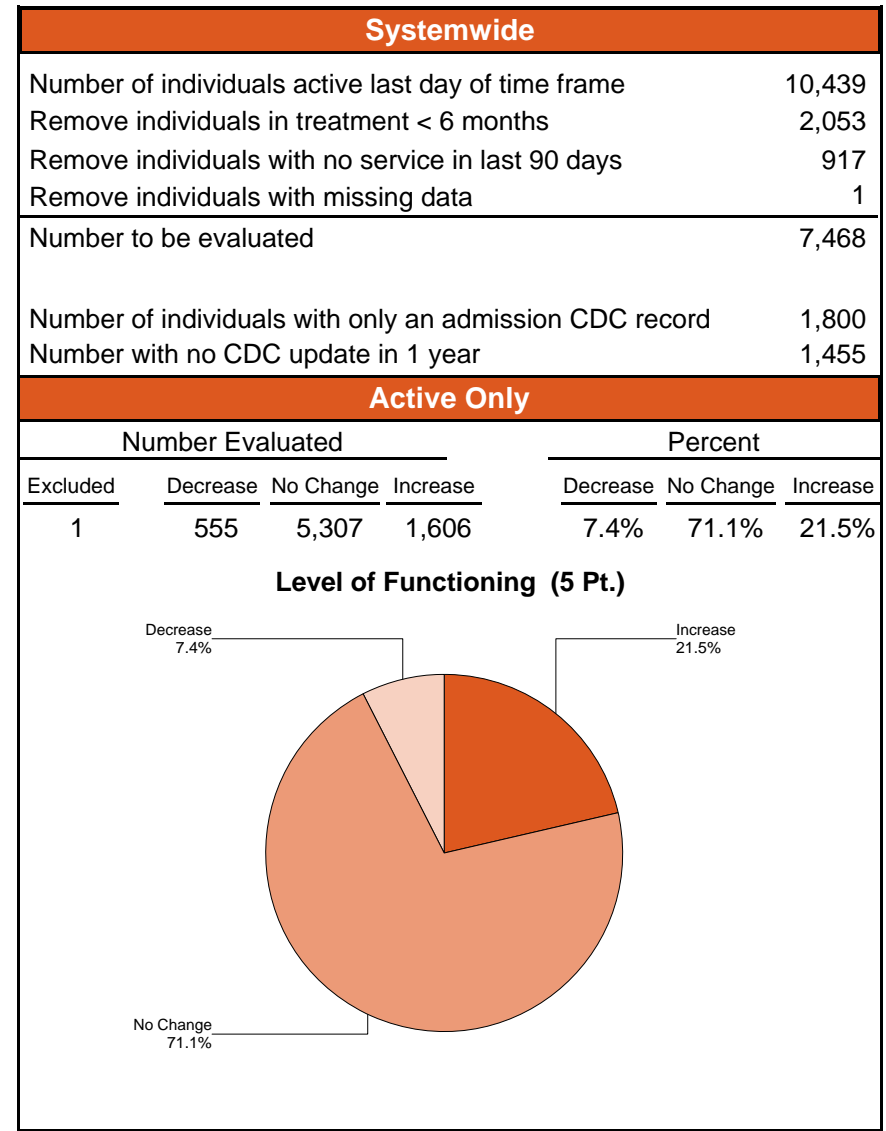
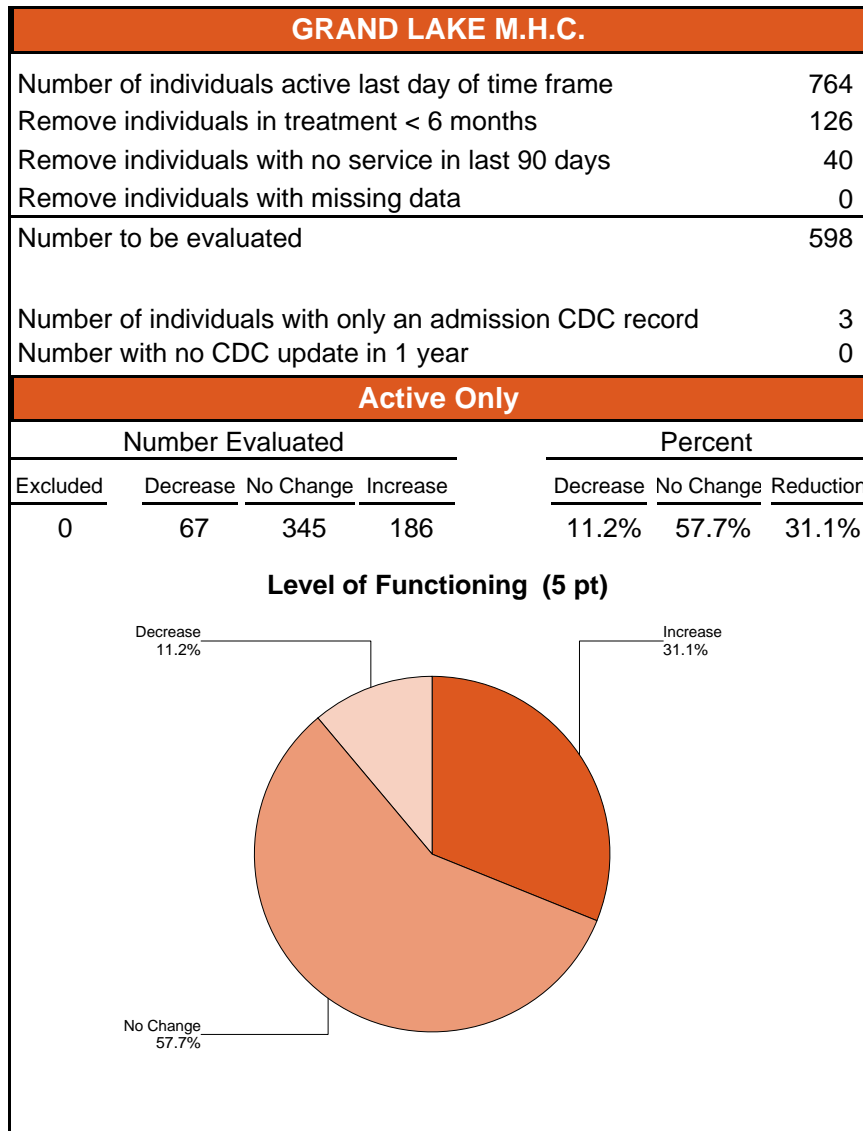
(5 Point Change)

Increased Level of Functioning (5 Pt.) for Individuals Active in Outpatient Treatment on 12/31/2007
Or Discharged between 01/01/2007 and 12/31/2007

Agency: (554) GRAND LAKE M.H.C.

Contact Source: All Mental Health Contract Source except 01

Age Group: Adults (18+)



Level of Functioning - Pie Chart

(5 Point Change)

Increased Level of Functioning (5 Pt.) for Individuals Active in Outpatient Treatment on 12/31/2007
Or Discharged between 01/01/2007 and 12/31/2007

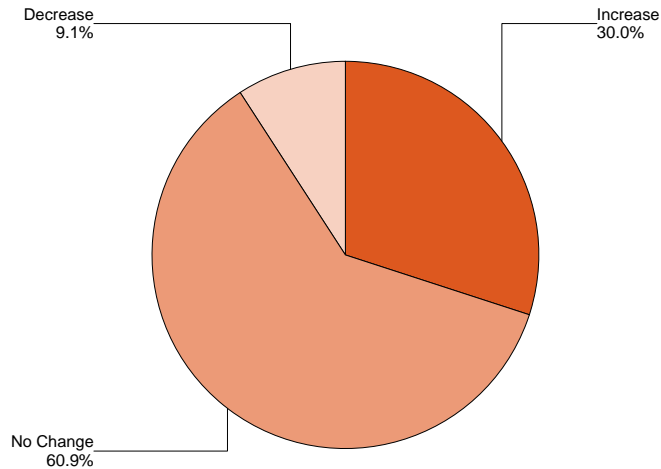
Agency: (554) GRAND LAKE M.H.C.

Contact Source: All Mental Health Contract Source except 01

Age Group: Adults (18+)

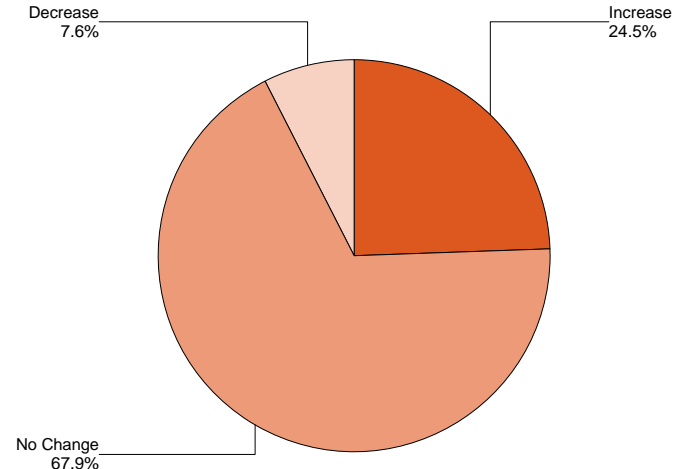
Active Plus Discharged Individuals	GRAND LAKE M.H.C.						
	Count				Percent		
	Excluded	Decrease	No Change	Increase	Decrease	No Change	Increase
Active Clients	0	67	345	186	11.2%	57.7%	31.1%
Planned	0	0	2	6	0.0%	25.0%	75.0%
Unplanned	0	2	94	31	1.6%	74.0%	24.4%
Other	0	6	58	23	6.9%	66.7%	26.4%
Total	0	75	499	246	9.1%	60.9%	30.0%

Level of Functioning (5 Pt.)



Active Plus Discharged Individuals	Systemwide						
	Count				Percent		
	Excluded	Decrease	No Change	Increase	Decrease	No Change	Increase
Active Clients	1	555	5,307	1,606	7.4%	71.1%	21.5%
Planned	0	27	113	179	8.5%	35.4%	56.1%
Unplanned	2	124	1,123	481	7.2%	65.0%	27.8%
Other	1	69	362	221	10.6%	55.5%	33.9%
Total	4	775	6,905	2,487	7.6%	67.9%	24.5%

Level of Functioning (5 Pt.)



Level of Functioning - Pie Chart

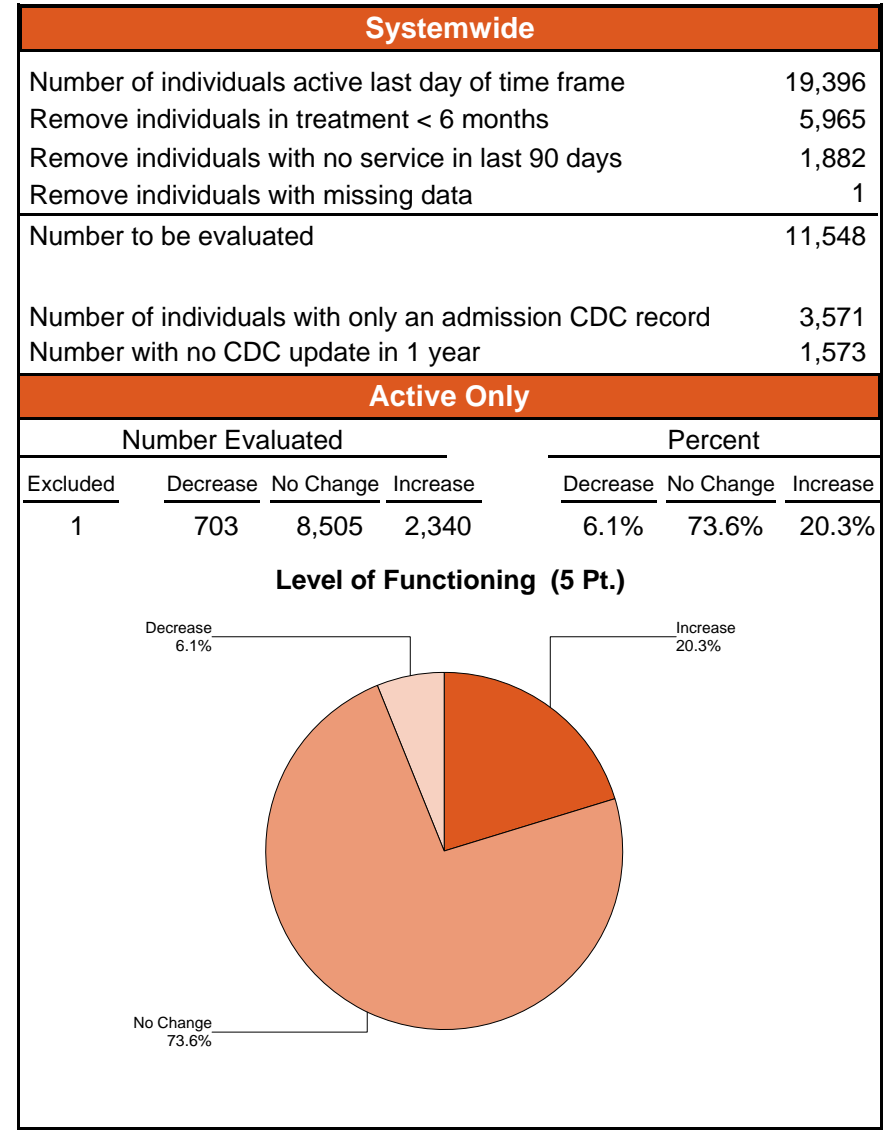
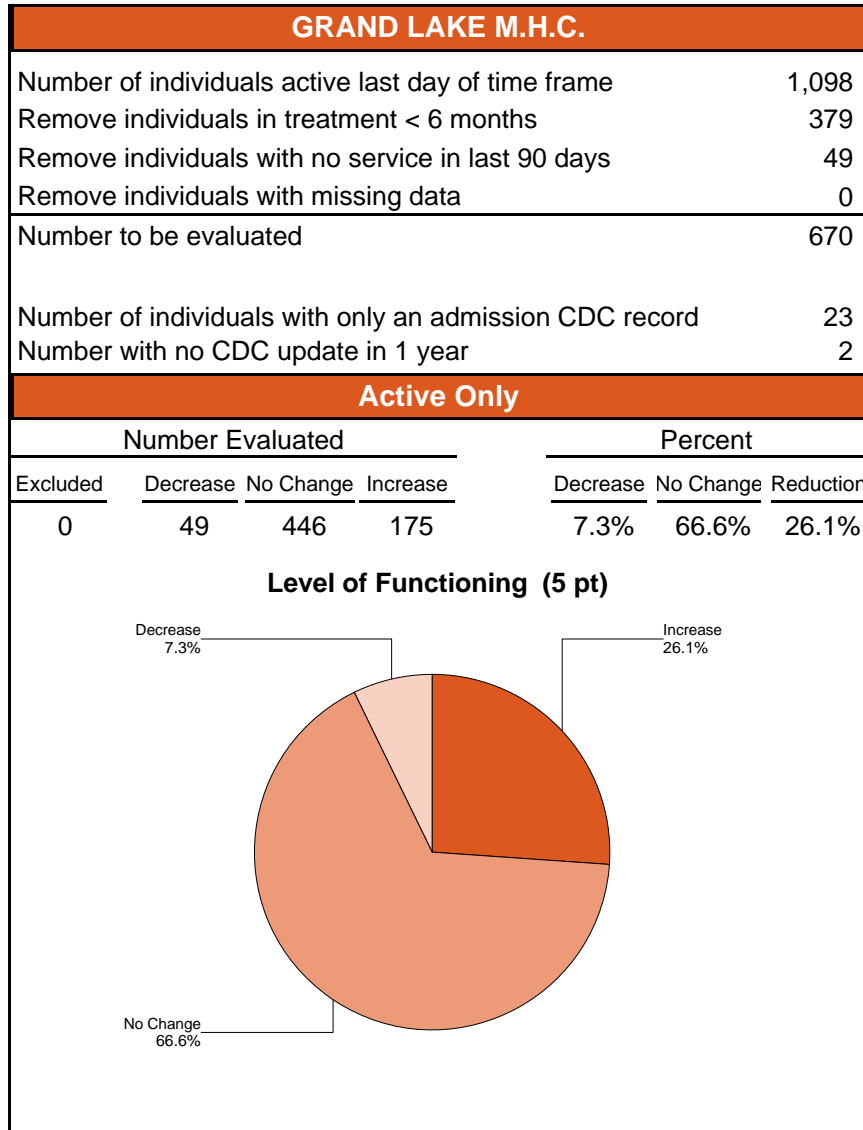
(5 Point Change)

Increased Level of Functioning (5 Pt.) for Individuals Active in Outpatient Treatment on 12/31/2007
Or Discharged between 01/01/2007 and 12/31/2007

Agency: (554) GRAND LAKE M.H.C.

Contact Source: (01) COMMUNITY MENTAL HEALTH

Age Group: Adults (18+)



Level of Functioning - Pie Chart

(5 Point Change)

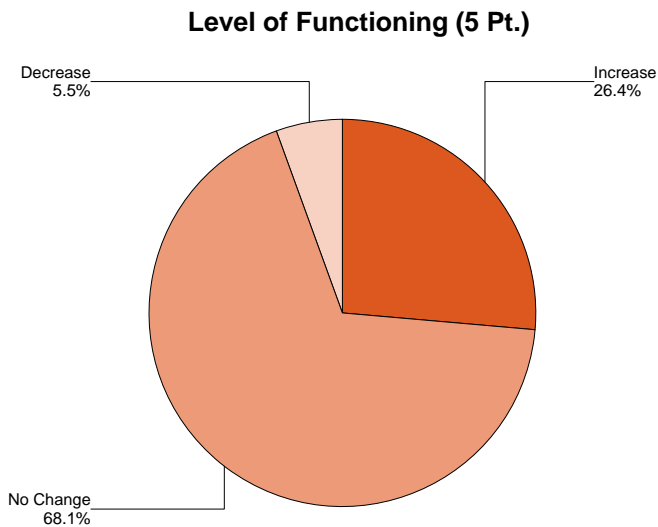
Increased Level of Functioning (5 Pt.) for Individuals Active in Outpatient Treatment on 12/31/2007
Or Discharged between 01/01/2007 and 12/31/2007

Agency: (554) GRAND LAKE M.H.C.

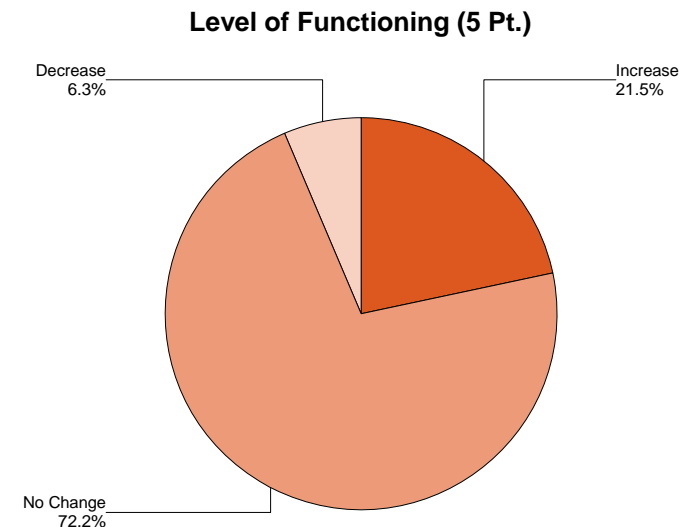
Contact Source: (01) COMMUNITY MENTAL HEALTH

Age Group: Adults (18+)

Active Plus Discharged Individuals	GRAND LAKE M.H.C.						
	Count				Percent		
	Excluded	Decrease	No Change	Increase	Decrease	No Change	Increase
Active Clients	0	49	446	175	7.3%	66.6%	26.1%
Planned	0	0	0	4	0.0%	0.0%	100.0%
Unplanned	0	3	156	61	1.4%	70.9%	27.7%
Other	0	5	106	34	3.4%	73.1%	23.4%
Total	0	57	708	274	5.5%	68.1%	26.4%



Active Plus Discharged Individuals	Systemwide						
	Count				Percent		
	Excluded	Decrease	No Change	Increase	Decrease	No Change	Increase
Active Clients	1	703	8,505	2,340	6.1%	73.6%	20.3%
Planned	0	34	178	236	7.6%	39.7%	52.7%
Unplanned	1	196	2,539	686	5.7%	74.2%	20.1%
Other	1	94	563	257	10.3%	61.6%	28.1%
Total	3	1,027	11,785	3,519	6.3%	72.2%	21.5%



Level of Functioning - Pie Chart

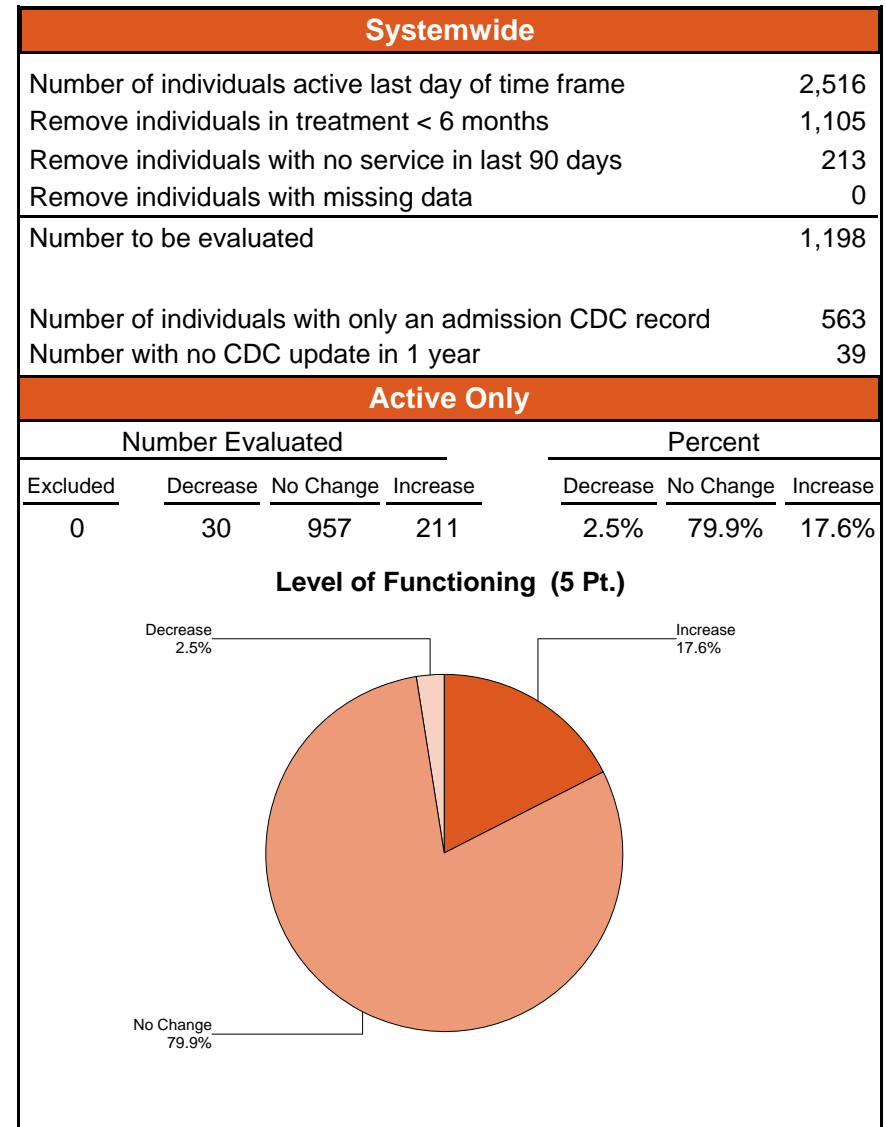
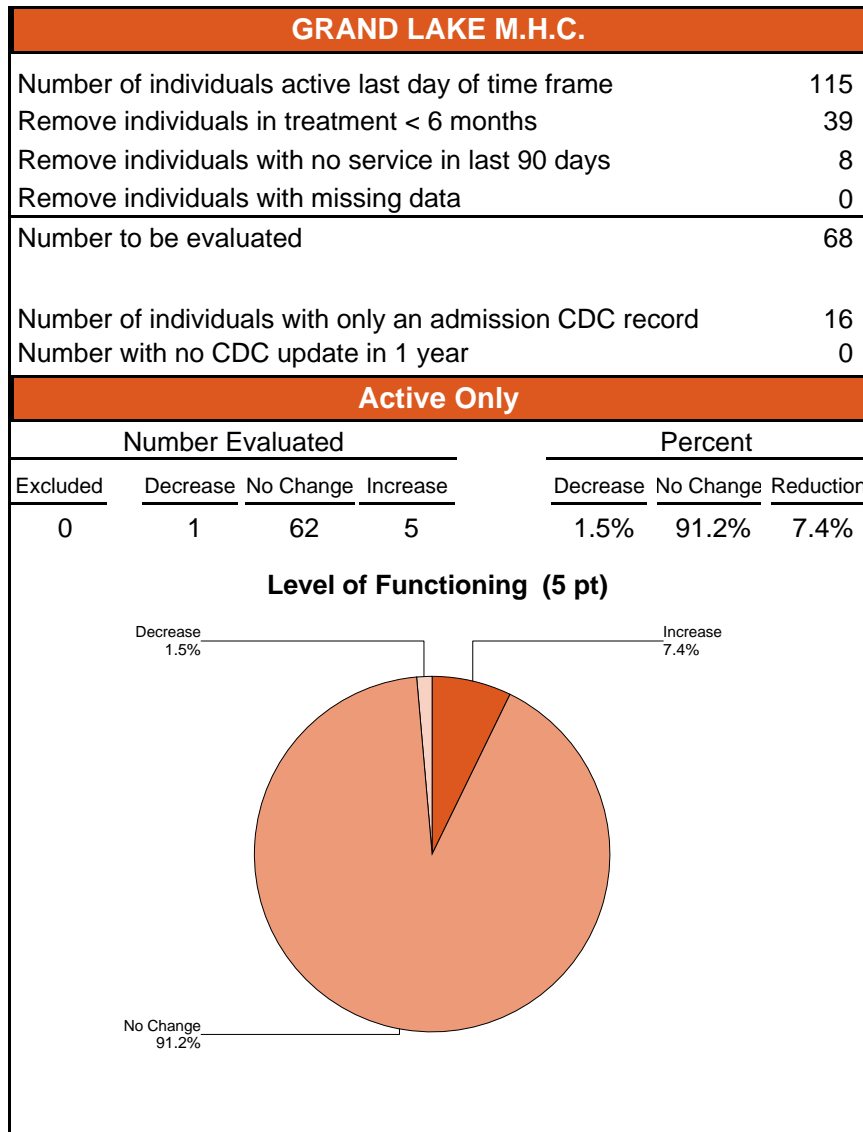
(5 Point Change)

Increased Level of Functioning (5 Pt.) for Individuals Active in Outpatient Treatment on 12/31/2007
Or Discharged between 01/01/2007 and 12/31/2007

Agency: (554) GRAND LAKE M.H.C.

Contact Source: All Mental Health Contract Sources

Age Group: Children (0-17)



Level of Functioning - Pie Chart

(5 Point Change)

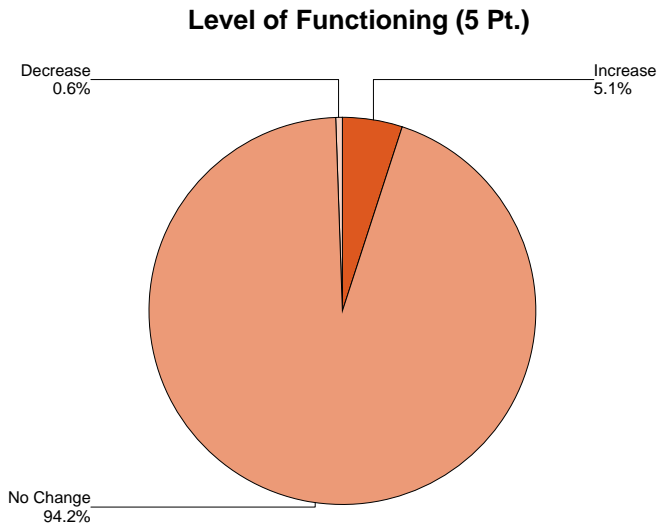
Increased Level of Functioning (5 Pt.) for Individuals Active in Outpatient Treatment on 12/31/2007
Or Discharged between 01/01/2007 and 12/31/2007

Agency: (554) GRAND LAKE M.H.C.

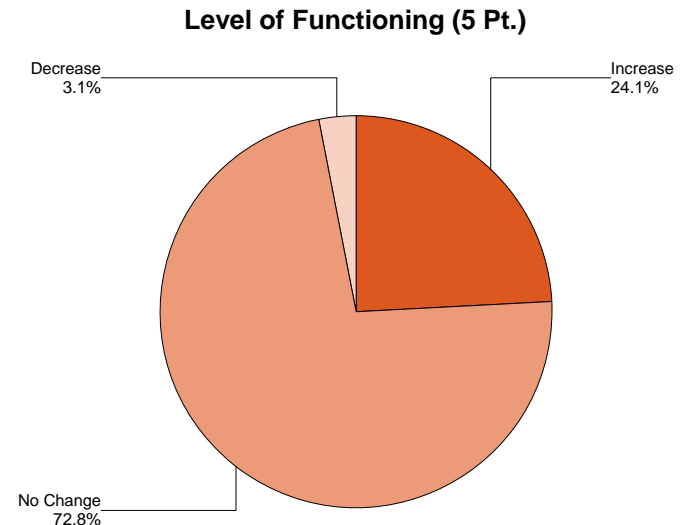
Contact Source: All Mental Health Contract Sources

Age Group: Children (0-17)

Active Plus Discharged Individuals	GRAND LAKE M.H.C.						
	Count				Percent		
	Excluded	Decrease	No Change	Increase	Decrease	No Change	Increase
Active Clients	0	1	62	5	1.5%	91.2%	7.4%
Planned	0	0	0	1	0.0%	0.0%	100.0%
Unplanned	0	0	29	0	0.0%	100.0%	0.0%
Other	0	0	56	2	0.0%	96.6%	3.4%
Total	0	1	147	8	0.6%	94.2%	5.1%



Active Plus Discharged Individuals	Systemwide						
	Count				Percent		
	Excluded	Decrease	No Change	Increase	Decrease	No Change	Increase
Active Clients	0	30	957	211	2.5%	79.9%	17.6%
Planned	1	9	128	194	2.7%	38.7%	58.6%
Unplanned	2	18	543	120	2.6%	79.7%	17.6%
Other	0	22	210	84	7.0%	66.5%	26.6%
Total	3	79	1,838	609	3.1%	72.7%	24.1%



Level of Functioning - Pie Chart

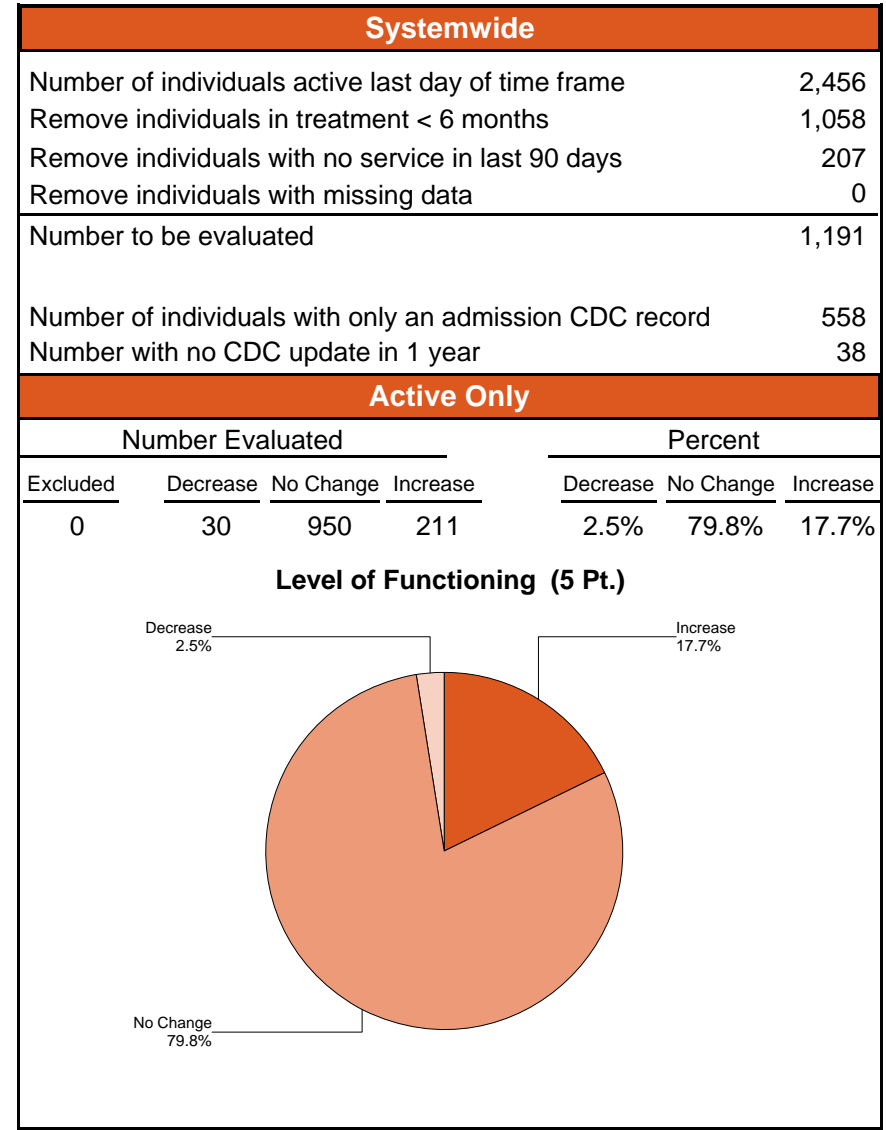
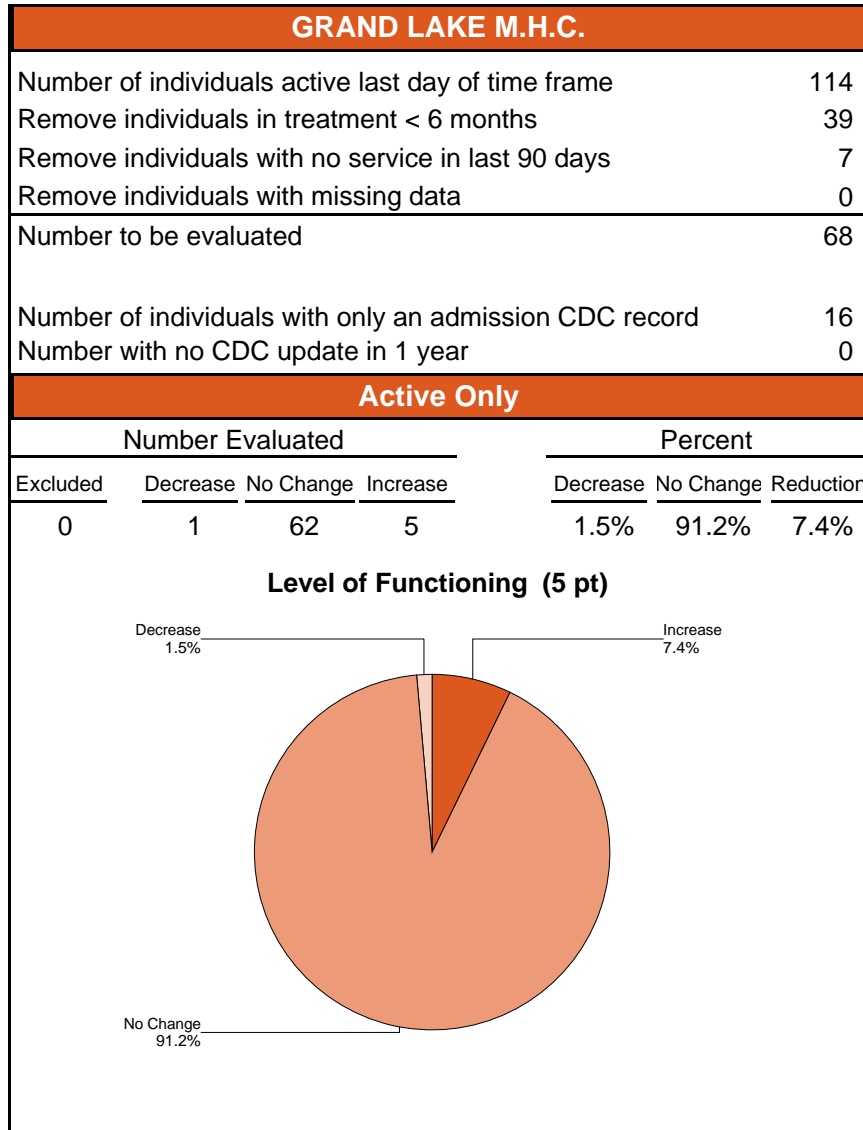
(5 Point Change)

Increased Level of Functioning (5 Pt.) for Individuals Active in Outpatient Treatment on 12/31/2007
Or Discharged between 01/01/2007 and 12/31/2007

Agency: (554) GRAND LAKE M.H.C.

Contact Source: All Mental Health Contract Source except 01

Age Group: Children (0-17)



Level of Functioning - Pie Chart

(5 Point Change)

Increased Level of Functioning (5 Pt.) for Individuals Active in Outpatient Treatment on 12/31/2007
Or Discharged between 01/01/2007 and 12/31/2007

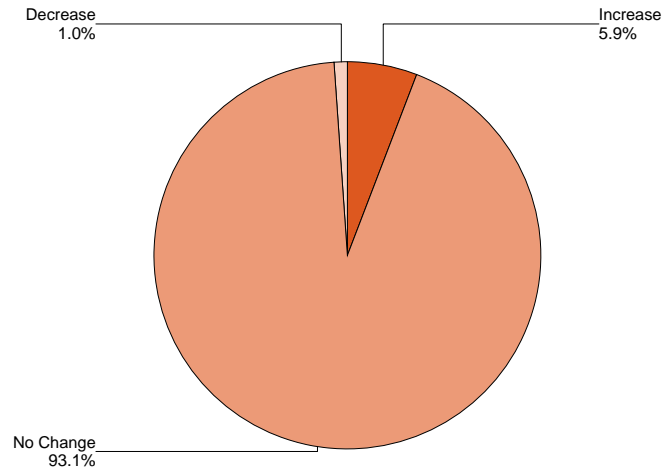
Agency: (554) GRAND LAKE M.H.C.

Contact Source: All Mental Health Contract Source except 01

Age Group: Children (0-17)

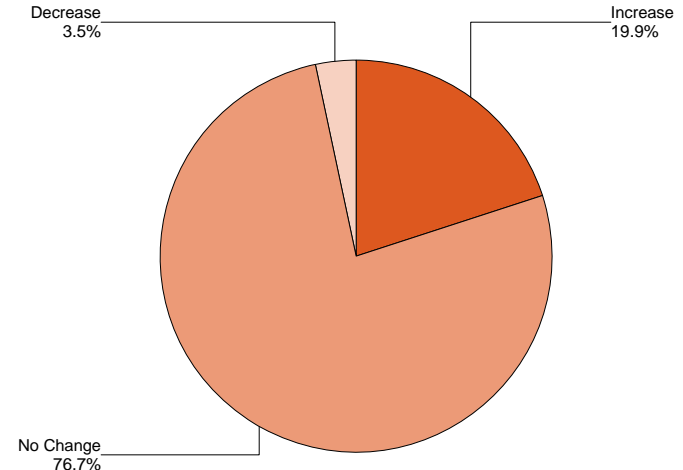
Active Plus Discharged Individuals	GRAND LAKE M.H.C.						
	Count				Percent		
	Excluded	Decrease	No Change	Increase	Decrease	No Change	Increase
Active Clients	0	1	62	5	1.5%	91.2%	7.4%
Unplanned	0	0	3	0	0.0%	100.0%	0.0%
Other	0	0	29	1	0.0%	96.7%	3.3%
Total	0	1	94	6	1.0%	93.1%	5.9%

Level of Functioning (5 Pt.)



Active Plus Discharged Individuals	Systemwide						
	Count				Percent		
	Excluded	Decrease	No Change	Increase	Decrease	No Change	Increase
Active Clients	0	30	950	211	2.5%	79.8%	17.7%
Unplanned	2	15	324	92	3.5%	75.2%	21.3%
Other	0	19	148	66	8.2%	63.5%	28.3%
Total	2	64	1,422	369	3.4%	76.6%	19.9%

Level of Functioning (5 Pt.)



Level of Functioning - Pie Chart

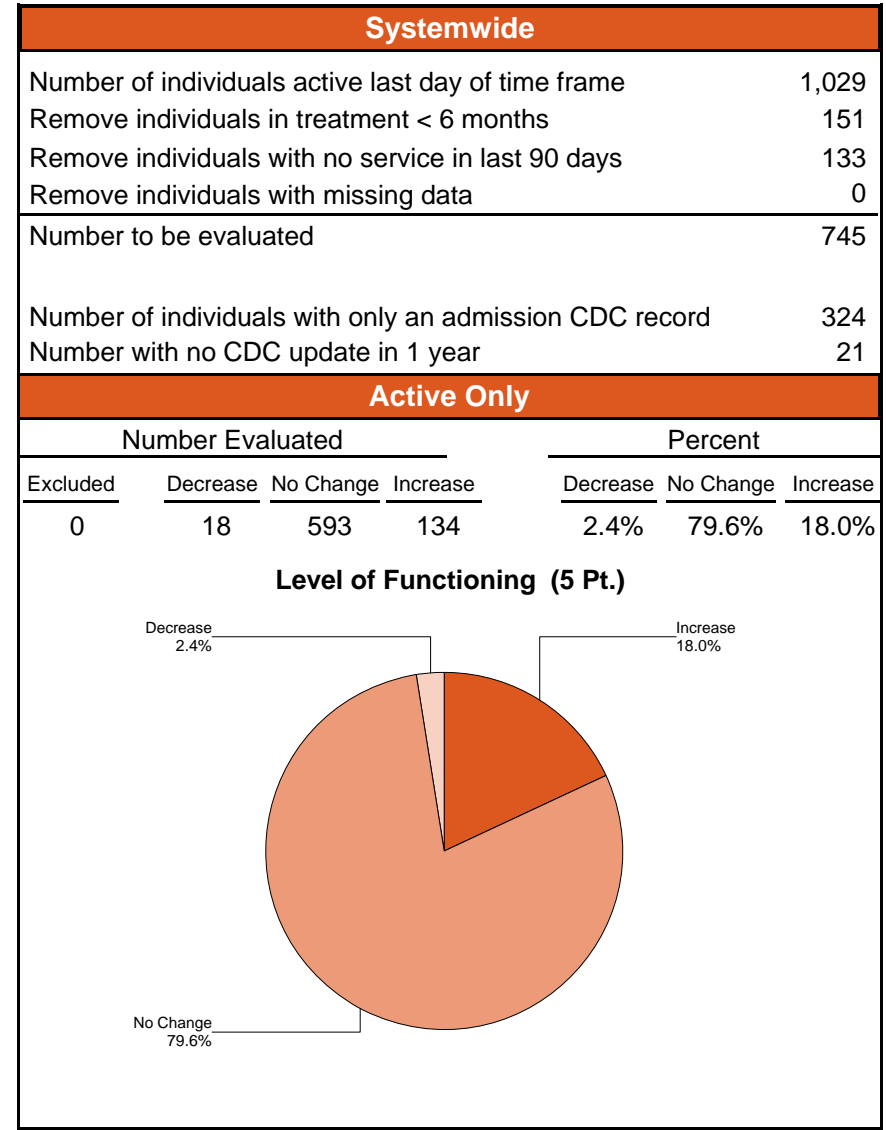
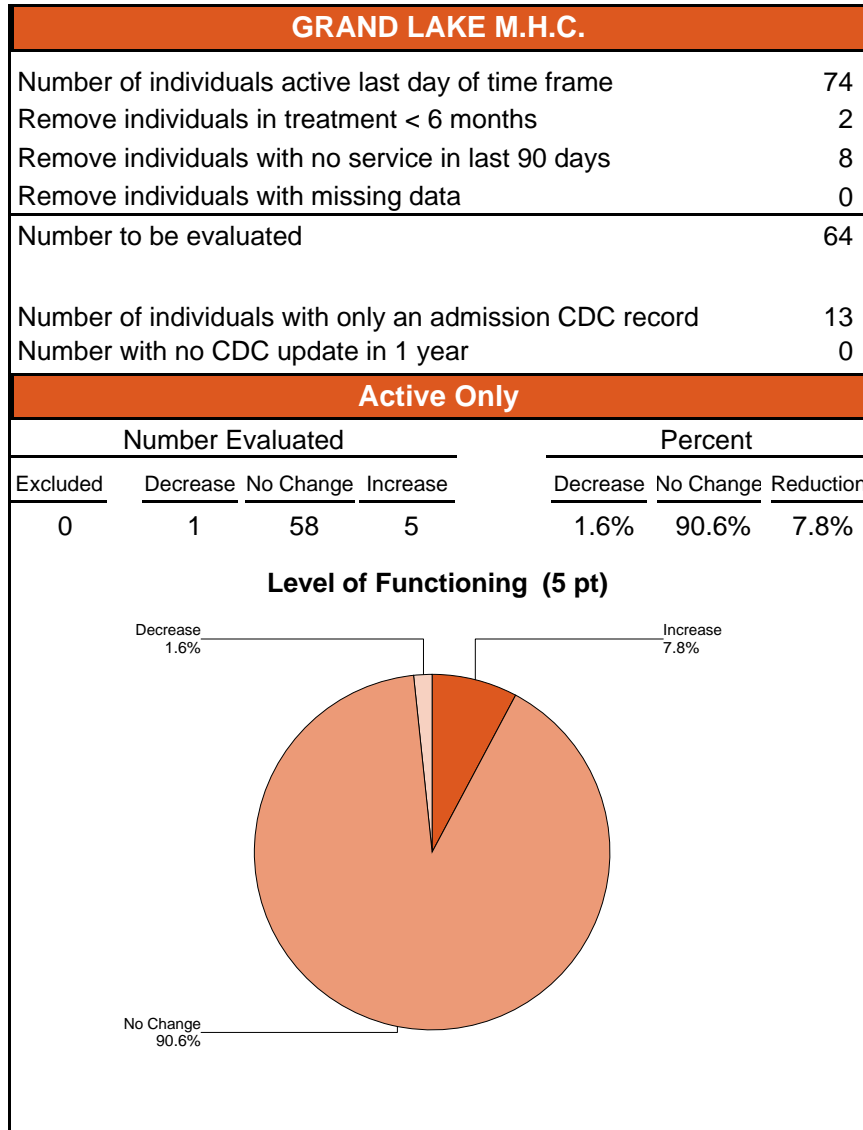
(5 Point Change)

Increased Level of Functioning (5 Pt.) for Individuals Active in Outpatient Treatment on 12/31/2007
Or Discharged between 01/01/2007 and 12/31/2007

Agency: (554) GRAND LAKE M.H.C.

Contact Source: (01) COMMUNITY MENTAL HEALTH

Age Group: Children (0-17)



Level of Functioning - Pie Chart

(5 Point Change)

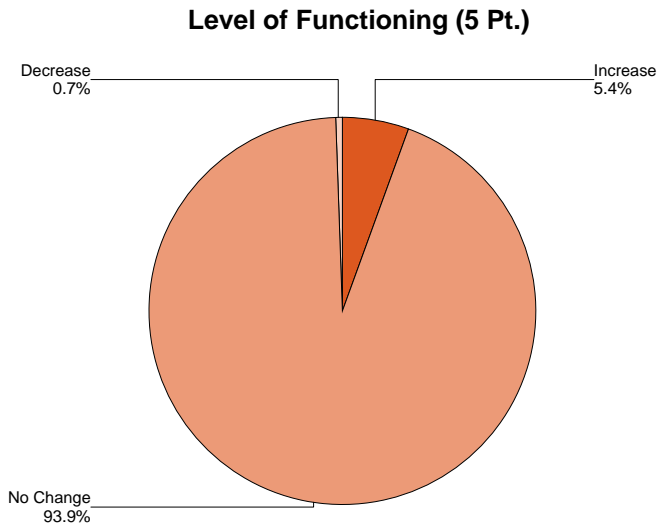
Increased Level of Functioning (5 Pt.) for Individuals Active in Outpatient Treatment on 12/31/2007
Or Discharged between 01/01/2007 and 12/31/2007

Agency: (554) GRAND LAKE M.H.C.

Contact Source: (01) COMMUNITY MENTAL HEALTH

Age Group: Children (0-17)

Active Plus Discharged Individuals	GRAND LAKE M.H.C.						
	Count				Percent		
	Excluded	Decrease	No Change	Increase	Decrease	No Change	Increase
Active Clients	0	1	58	5	1.6%	90.6%	7.8%
Planned	0	0	0	1	0.0%	0.0%	100.0%
Unplanned	0	0	29	0	0.0%	100.0%	0.0%
Other	0	0	51	2	0.0%	96.2%	3.8%
Total	0	1	138	8	0.7%	93.9%	5.4%



Active Plus Discharged Individuals	Systemwide						
	Count				Percent		
	Excluded	Decrease	No Change	Increase	Decrease	No Change	Increase
Active Clients	0	18	593	134	2.4%	79.6%	18.0%
Planned	1	6	91	132	2.6%	39.7%	57.6%
Unplanned	0	10	362	69	2.3%	82.1%	15.6%
Other	0	13	145	51	6.2%	69.4%	24.4%
Total	1	47	1,191	386	2.9%	73.3%	23.8%

