

Community Tenure (30 Days)-Pie Chart

Community Tenure (30 Days) after Discharges/Level of Care Changes Between 01/01/2007 and 12/31/2007
at (640) 12 & 12, INC.

Printed Date: 2/5/2008 Data Last Updated on: 02/03/2008

Report Description:

Oklahoma Performance Measures (OPMs)

Outcome: Community Tenure (30 Days)
Measure: 30-Day Readmission Rate

The information provided in this report reflects the number of discharges/level of care changes, rather than the number of individuals. For example, if a person is discharged five times during the selected time period, the number of discharges would be five. To be included in this report, at least one service must be reported after admission. Also, when an episode includes more than one service reported under multiple contract sources, the episode will be counted under each contract source, but will only be counted once under the 'All Contract Sources' or 'All Substance Abuse Contract Sources (PPMR)' report.

DEFINITIONS:

Excluded: Individuals are excluded from this measure for one or more of the following reasons:

- a. Dependent or co-dependent
- b. Discharge type is code 68 (Death) or code 65 (Incarcerated)
- c. Outpatient or Halfway House discharges (measure is for Residential Treatment and Detox only)

Readmitted: Discharge resulted in another admission within 30 days to the same level of care. Readmission agency could be different than discharge agency.

Not Readmitted: Discharge did not result in another admission within 30 days.

Discharge: Individual leaves treatment at that agency.

Level of Care Change: Individual is moving from either detox, residential treatment, halfway house or outpatient to another level of care within an agency.

Systemwide: Represents all ODMHSAS-contracted and operated facilities which have that level of care and contract source.

All Substance Abuse Contract Sources (PPMR): Includes the following contract source codes: 02, 03, 17, 20, 21, 22, 23, 27, 29, 41, 44, 49, 54, 61 and 70. These contract sources are included in the Substance Abuse Provider Performance Management Report.

All Contract Sources: All contract sources which this agency reports.

Notes:

Data for this report are only updated by ODMHSAS staff at intervals. If the "Data Last Updated on:" is more than two weeks past, please contact Mark A. Reynolds at mreynolds@odmhsas.org or (405) 522-3824.

Discharge Codes:

Planned

60 - Completed Treatment
61 - Completed Court Treatment
40 - Level of Care Change

Unplanned

62 - Left ACA/90 Days
66 - Broke Rules
67 - AWOL
70 - Discharge Due to Treatment Incompatibility
92 - No service in 180 Days (auto-discharge)

Other

63 - Moved
64 - Transferred to another treatment facility
65 - Incarcerated
68 - Death

Community Tenure (30 Days)-Pie Chart

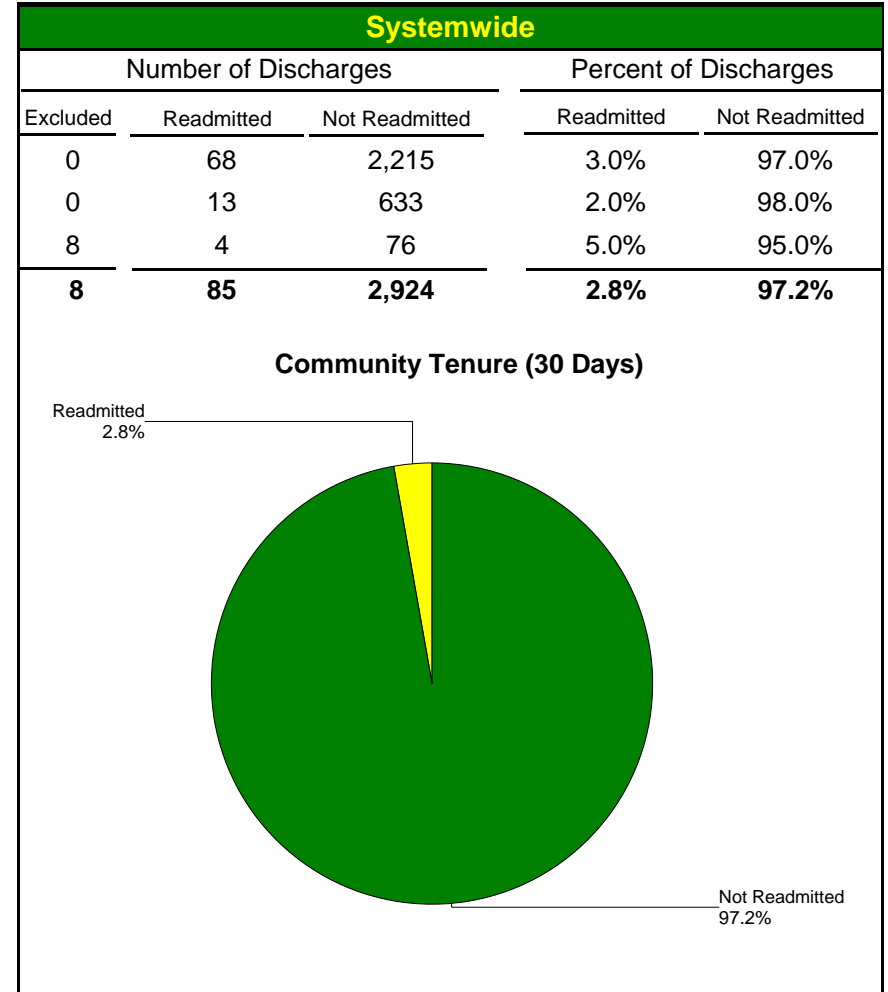
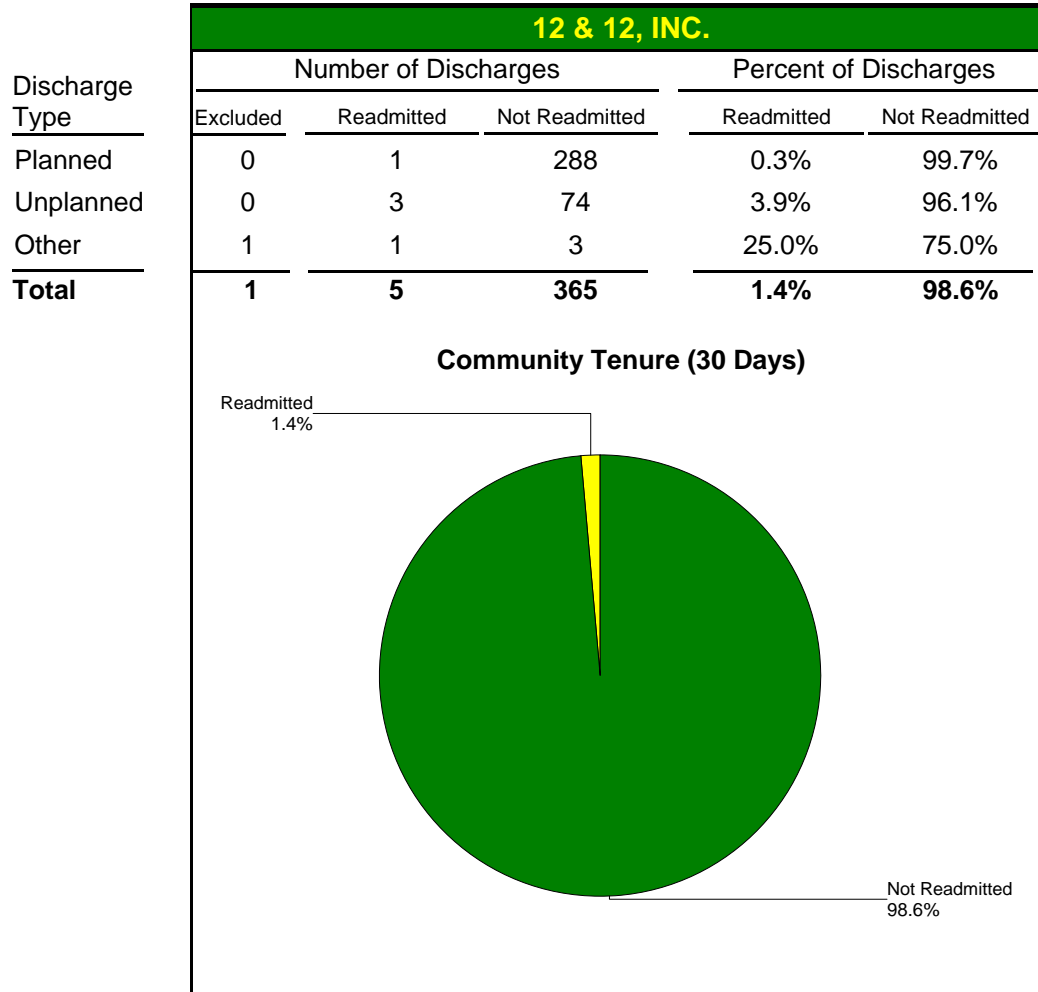
Community Tenure (30 Days) after Discharges/Level of Care Changes Between 01/01/2007 and 12/31/2007

Agency: (640) 12 & 12, INC.

Level of Care: Detox

Contact Source: All Substance Abuse Contract Sources (PPMR)

Age Group: Adults (18+)



Community Tenure (30 Days)-Pie Chart

Community Tenure (30 Days) after Discharges/Level of Care Changes Between 01/01/2007 and 12/31/2007

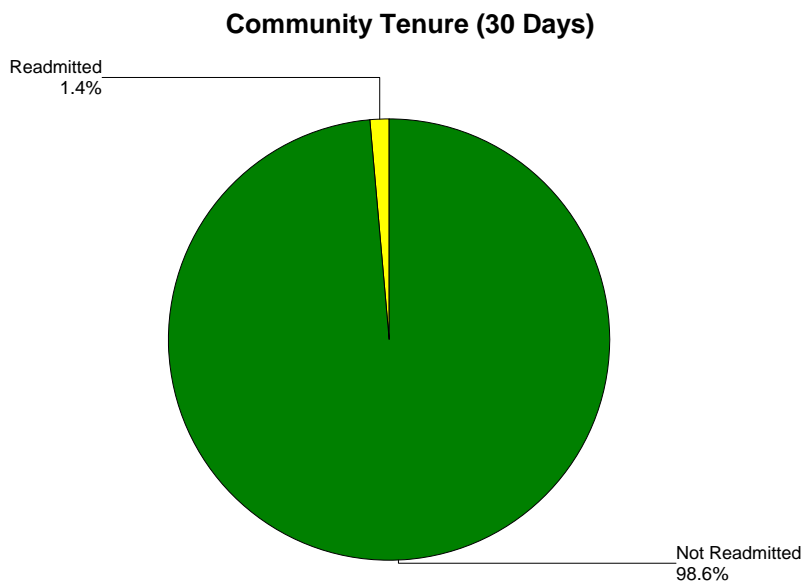
Agency: (640) 12 & 12, INC.

Level of Care: Detox

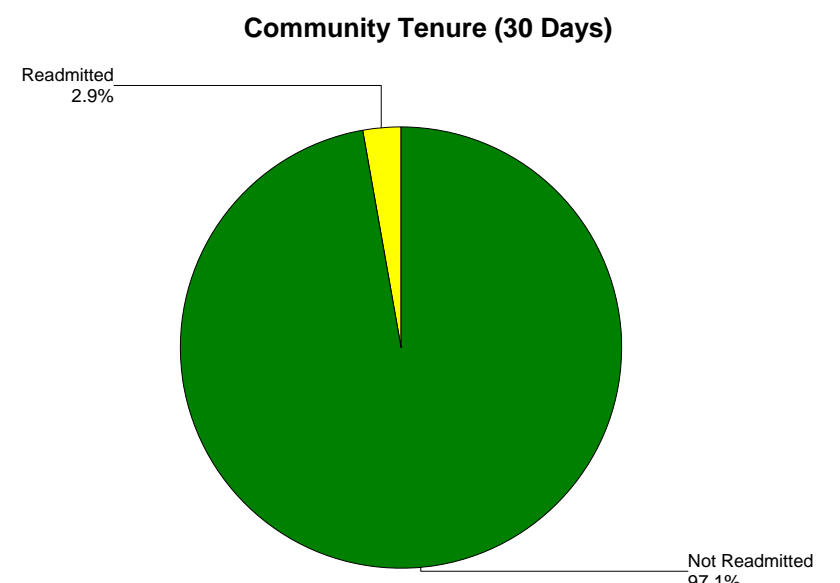
Contact Source: All Contract Sources

Age Group: Adults (18+)

Discharge Type	12 & 12, INC.				
	Number of Discharges			Percent of Discharges	
	Excluded	Readmitted	Not Readmitted	Readmitted	Not Readmitted
Planned	0	1	288	0.3%	99.7%
Unplanned	0	3	74	3.9%	96.1%
Other	1	1	3	25.0%	75.0%
Total	1	5	365	1.4%	98.6%



Discharge Type	Systemwide				
	Number of Discharges			Percent of Discharges	
	Excluded	Readmitted	Not Readmitted	Readmitted	Not Readmitted
Planned	0	68	2,183	3.0%	97.0%
Unplanned	0	13	630	2.0%	98.0%
Other	8	4	74	5.1%	94.9%
Total	8	85	2,887	2.9%	97.1%



Community Tenure (30 Days)-Pie Chart

Community Tenure (30 Days) after Discharges/Level of Care Changes Between 01/01/2007 and 12/31/2007

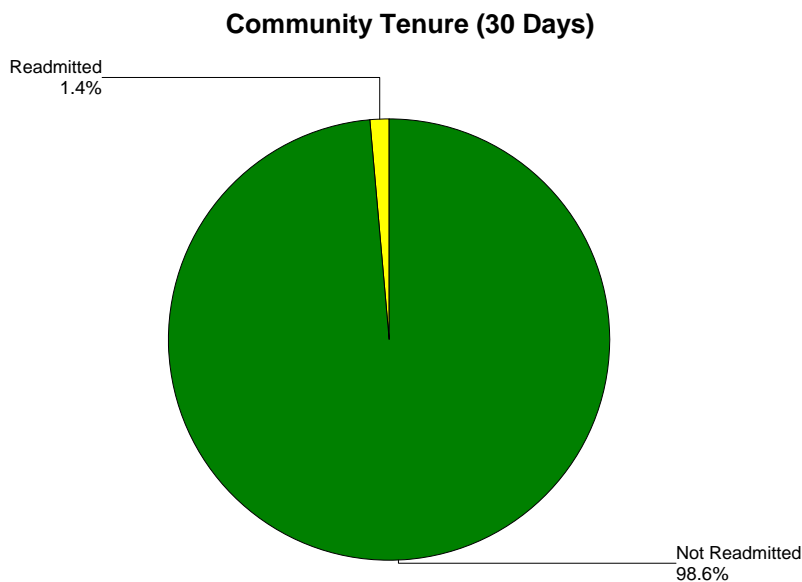
Agency: (640) 12 & 12, INC.

Level of Care: Detox

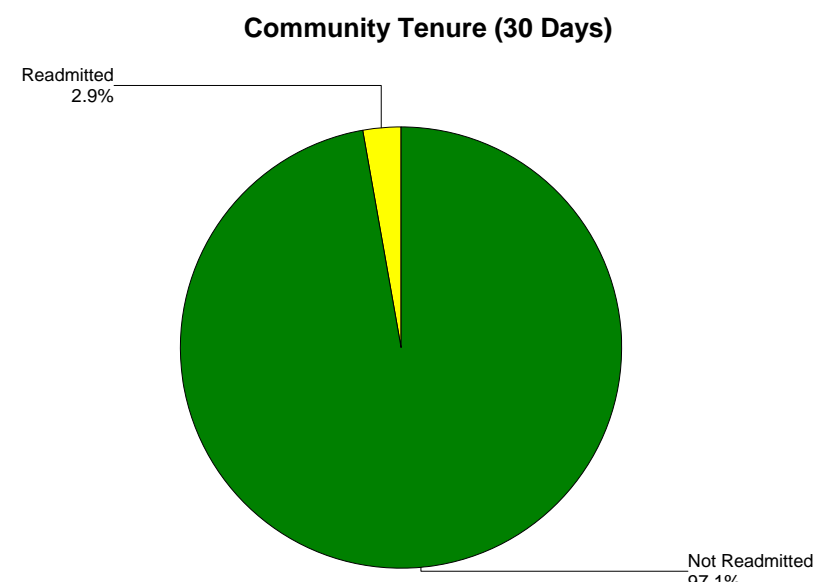
Contact Source: (02) ALCOHOL/DRUG

Age Group: Adults (18+)

Discharge Type	12 & 12, INC.				
	Number of Discharges			Percent of Discharges	
	Excluded	Readmitted	Not Readmitted	Readmitted	Not Readmitted
Planned	0	1	288	0.3%	99.7%
Unplanned	0	3	74	3.9%	96.1%
Other	1	1	3	25.0%	75.0%
Total	1	5	365	1.4%	98.6%



Discharge Type	Systemwide				
	Number of Discharges			Percent of Discharges	
	Excluded	Readmitted	Not Readmitted	Readmitted	Not Readmitted
Planned	0	68	2,182	3.0%	97.0%
Unplanned	0	13	630	2.0%	98.0%
Other	8	4	74	5.1%	94.9%
Total	8	85	2,886	2.9%	97.1%



Community Tenure (30 Days)-Pie Chart

Community Tenure (30 Days) after Discharges/Level of Care Changes Between 01/01/2007 and 12/31/2007

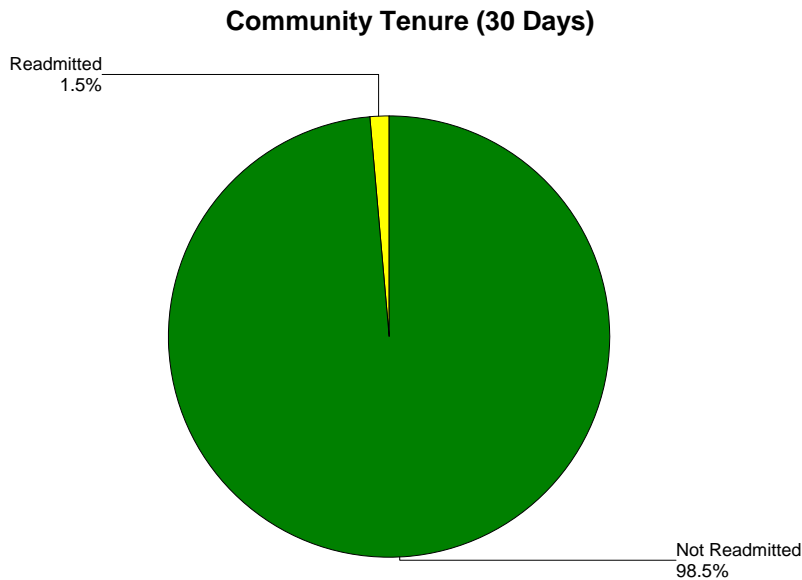
Agency: (640) 12 & 12, INC.

Level of Care: Residential Treatment

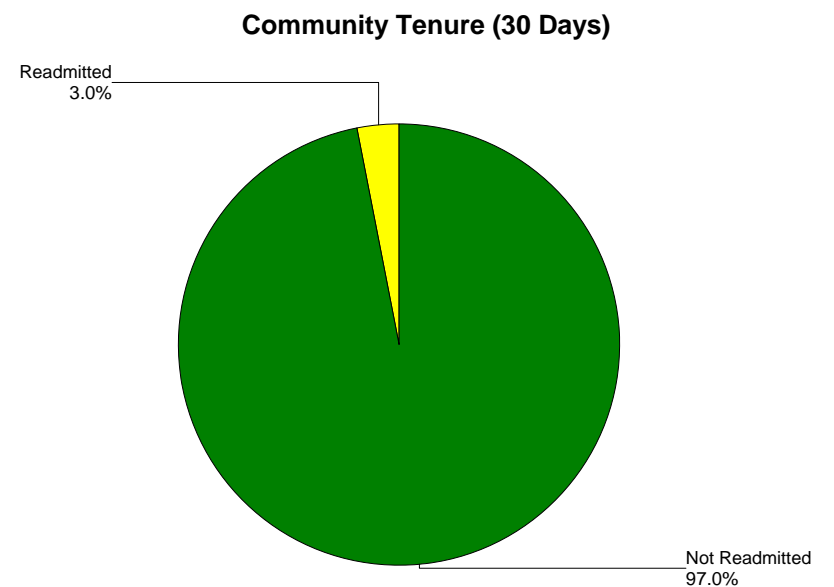
Contact Source: All Substance Abuse Contract Sources (PPMR)

Age Group: Adults (18+)

Discharge Type	12 & 12, INC.			Percent of Discharges	
	Number of Discharges			Percent of Discharges	
	Excluded	Readmitted	Not Readmitted	Readmitted	Not Readmitted
Planned	0	6	407	1.5%	98.5%
Unplanned	0	1	106	0.9%	99.1%
Other	2	1	5	16.7%	83.3%
Total	2	8	518	1.5%	98.5%



Discharge Type	Systemwide			Percent of Discharges	
	Number of Discharges			Percent of Discharges	
	Excluded	Readmitted	Not Readmitted	Readmitted	Not Readmitted
Planned	0	32	2,439	1.3%	98.7%
Unplanned	1	59	970	5.7%	94.3%
Other	21	17	143	10.6%	89.4%
Total	22	108	3,552	3.0%	97.0%



Community Tenure (30 Days)-Pie Chart

Community Tenure (30 Days) after Discharges/Level of Care Changes Between 01/01/2007 and 12/31/2007

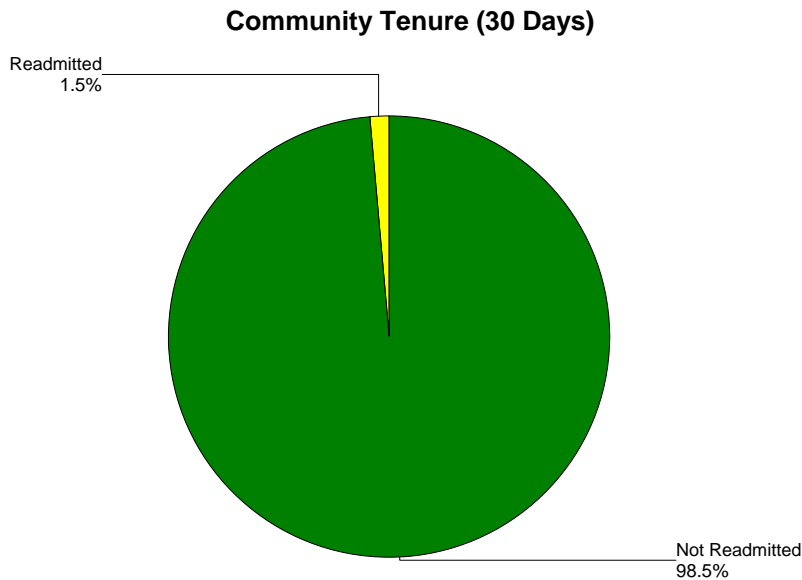
Agency: (640) 12 & 12, INC.

Level of Care: Residential Treatment

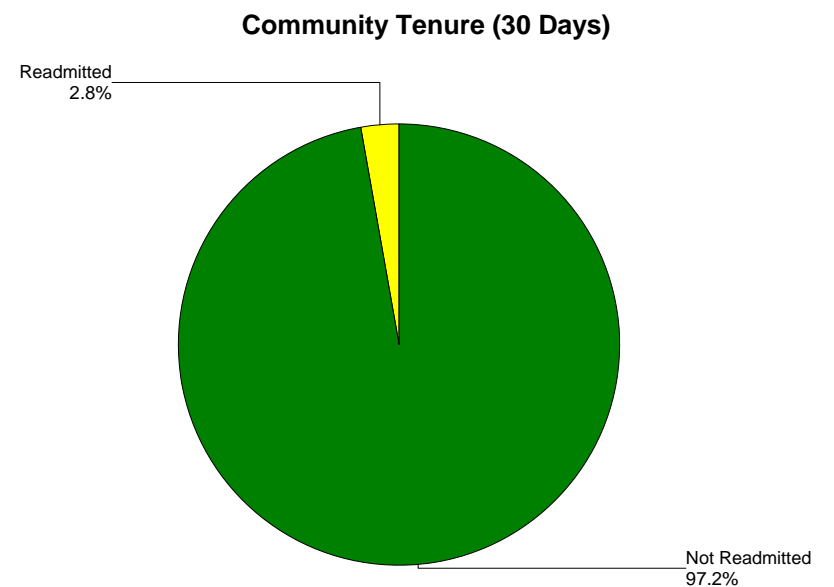
Contact Source: All Contract Sources

Age Group: Adults (18+)

Discharge Type	12 & 12, INC.				
	Number of Discharges			Percent of Discharges	
	Excluded	Readmitted	Not Readmitted	Readmitted	Not Readmitted
Planned	0	6	407	1.5%	98.5%
Unplanned	0	1	106	0.9%	99.1%
Other	2	1	5	16.7%	83.3%
Total	2	8	518	1.5%	98.5%



Discharge Type	Systemwide				
	Number of Discharges			Percent of Discharges	
	Excluded	Readmitted	Not Readmitted	Readmitted	Not Readmitted
Planned	0	25	1,956	1.3%	98.7%
Unplanned	0	43	710	5.7%	94.3%
Other	17	10	76	11.6%	88.4%
Total	17	78	2,742	2.8%	97.2%



Community Tenure (30 Days)-Pie Chart

Community Tenure (30 Days) after Discharges/Level of Care Changes Between 01/01/2007 and 12/31/2007

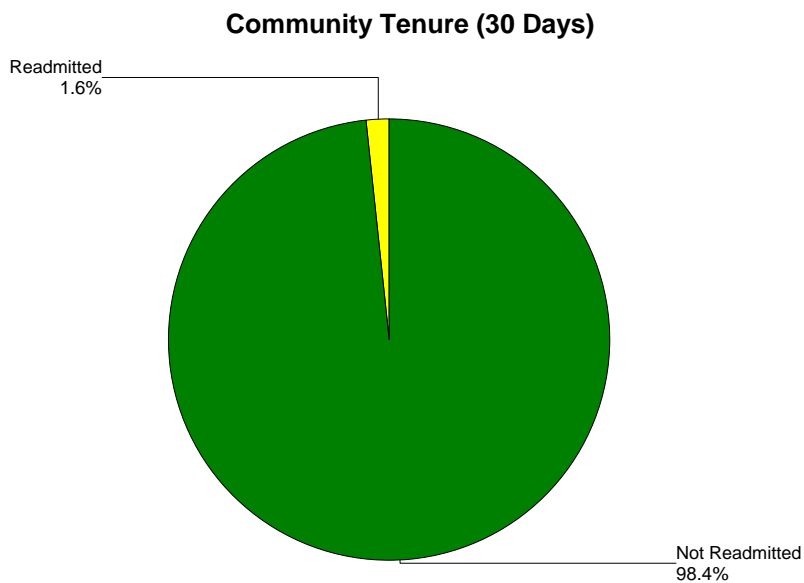
Agency: (640) 12 & 12, INC.

Level of Care: Residential Treatment

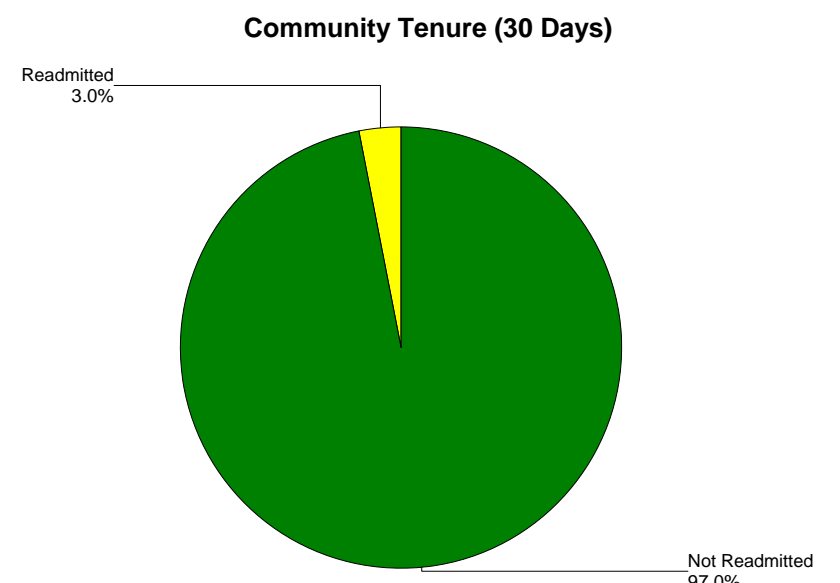
Contact Source: (02) ALCOHOL/DRUG

Age Group: Adults (18+)

Discharge Type	12 & 12, INC.			Percent of Discharges	
	Number of Discharges			Percent of Discharges	
	Excluded	Readmitted	Not Readmitted	Readmitted	Not Readmitted
Planned	0	4	187	2.1%	97.9%
Unplanned	0	0	62	0.0%	100.0%
Other	0	0	2	0.0%	100.0%
Total	0	4	251	1.6%	98.4%



Discharge Type	Systemwide			Percent of Discharges	
	Number of Discharges			Percent of Discharges	
	Excluded	Readmitted	Not Readmitted	Readmitted	Not Readmitted
Planned	0	22	1,579	1.4%	98.6%
Unplanned	0	39	630	5.8%	94.2%
Other	11	9	68	11.7%	88.3%
Total	11	70	2,277	3.0%	97.0%



Community Tenure (30 Days)-Pie Chart

Community Tenure (30 Days) after Discharges/Level of Care Changes Between 01/01/2007 and 12/31/2007

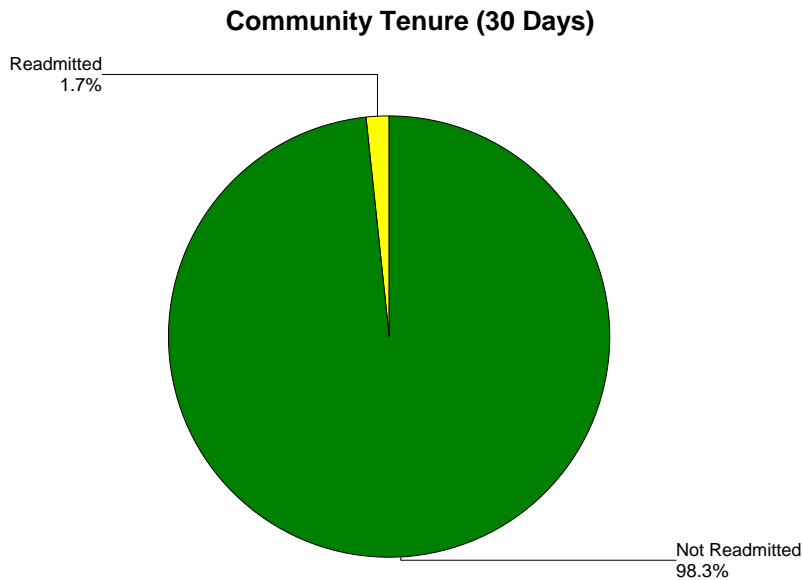
Agency: (640) 12 & 12, INC.

Level of Care: Residential Treatment

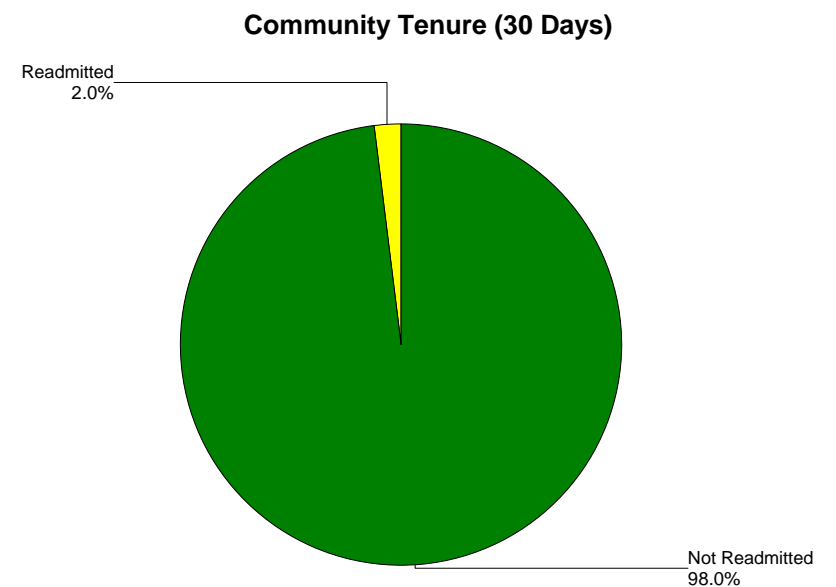
Contact Source: (20) DRUG COURT

Age Group: Adults (18+)

Discharge Type	12 & 12, INC.			Percent of Discharges	
	Number of Discharges			Percent of Discharges	
	Excluded	Readmitted	Not Readmitted	Readmitted	Not Readmitted
Planned	0	2	157	1.3%	98.7%
Unplanned	0	0	17	0.0%	100.0%
Other	2	1	1	50.0%	50.0%
Total	2	3	175	1.7%	98.3%



Discharge Type	Systemwide			Percent of Discharges	
	Number of Discharges			Percent of Discharges	
	Excluded	Readmitted	Not Readmitted	Readmitted	Not Readmitted
Planned	0	4	405	1.0%	99.0%
Unplanned	0	4	67	5.6%	94.4%
Other	10	2	9	18.2%	81.8%
Total	10	10	481	2.0%	98.0%



Community Tenure (30 Days)-Pie Chart

Community Tenure (30 Days) after Discharges/Level of Care Changes Between 01/01/2007 and 12/31/2007

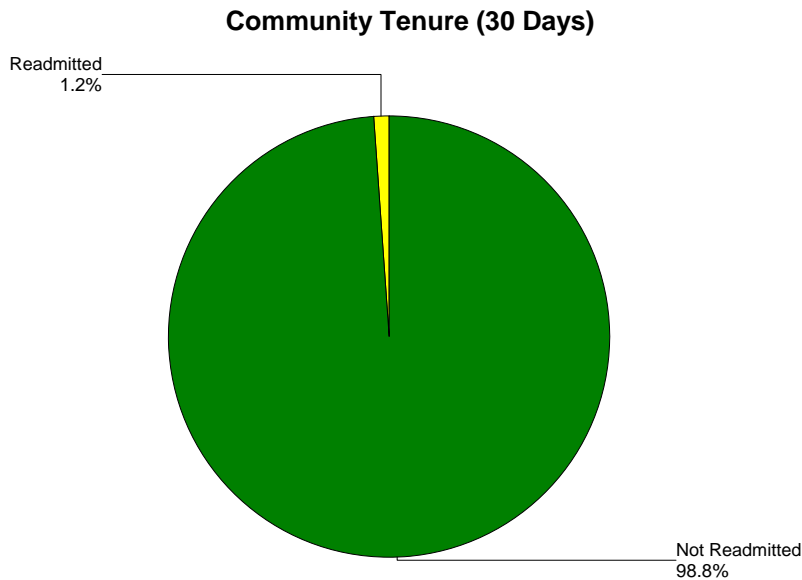
Agency: (640) 12 & 12, INC.

Level of Care: Residential Treatment

Contact Source: (21) ALCOHOL/DRUG SPECIALIZED PROGRAMS

Age Group: Adults (18+)

Discharge Type	12 & 12, INC.			Percent of Discharges	
	Number of Discharges			Percent of Discharges	
	Excluded	Readmitted	Not Readmitted	Readmitted	Not Readmitted
Planned	0	0	127	0.0%	100.0%
Unplanned	0	1	38	2.6%	97.4%
Other	1	1	4	20.0%	80.0%
Total	1	2	169	1.2%	98.8%



Discharge Type	Systemwide			Percent of Discharges	
	Number of Discharges			Percent of Discharges	
	Excluded	Readmitted	Not Readmitted	Readmitted	Not Readmitted
Planned	0	0	127	0.0%	100.0%
Unplanned	0	1	38	2.6%	97.4%
Other	1	1	4	20.0%	80.0%
Total	1	2	169	1.2%	98.8%

